


# LISTA DE APLICACIONES - BUYERS GUIDE

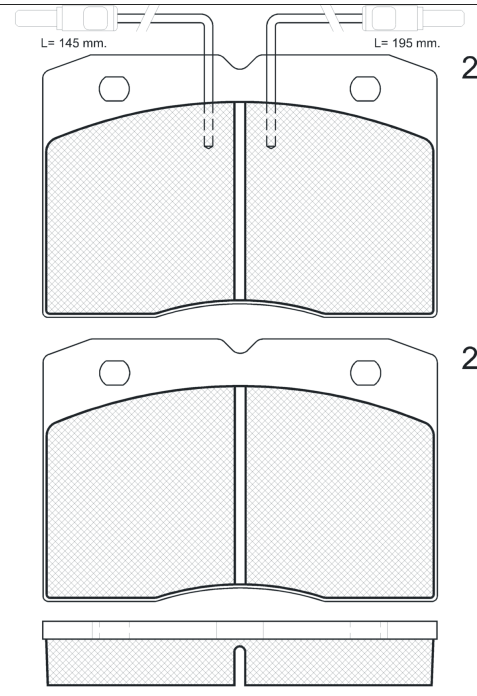
## 140505



8 424073 011190

Qty: 975      Weight: 1.868

O.E.M.	MAKE
190 2292	IVECO
4 432 481	ALFA ROMEO
77 01 349 255	RENAULT




L= 145 mm.      L= 195 mm.

2x

2x

## 140505




Brema


109.7x73x18.3


WVA
21048
21049
21620

MAKE
ALFA ROMEO
IVECO
RENAULT
RENAULT TRUCKS

### 140505-066




4x


2x


2x

1-Ref 690090 E



Trac.	CC	Kw	CV		
					
				Front / Rear	

## ALFA ROMEO

AR 8 (280_) 04.78-12.89						Platform/Chassis (LCVs-N1 Segment)			
2.4 D (280) (8140.61.200)	01/83-	Diesel	FWD	2445	53	72	04.78-08.86	■	
2.4 TD (280) (8140.21.200 D.I.)	-12/86	Diesel	FWD	2445	68	92	04.85-12.88	■	

AR 8 (280_) 04.78-12.89						Van (LCVs-N1 Segment)			
2.4 D (280) (8140.61.200)	01/83-	Diesel	FWD	2445	53	72	04.78-08.86	■	
2.4 TD (280) (8140.21.200 D.I.)	-12/86	Diesel	FWD	2445	68	92	04.85-12.89	■	

## IVECO

DAILY I-II 01.78-05.99						Platform/Chassis (LCVs-N1 Segment)			
35-8 (10031131, 10031132, 10031137, 10031224, 10031231,... (8140.61.200)	-12/84	Diesel	RWD	2445	53	72	01.78-12.89	■	
40-8 (8140.61.200)	-12/86	Diesel	RWD	2445	53	72	01.83-06.89	■	
35-10 (10310311, 10311111, 10311112, 10311117, 10311211,... (8140.21.200)		Diesel	RWD	2445	68	92	01.85-12.89	■	
40-10 (8140.27 S)	01/88-	Diesel	RWD	2445	68	92	01.85-12.89	■	

DAILY I-II 01.78-08.98						Van (LCVs-N1 Segment)			
35-8 (10034131, 10034132, 10034137, 10034224, 10034231,... (8140.61.200)	-12/84	Diesel	RWD	2445	53	72	01.78-12.89	■	
40-8 V (8140.61.200)	-12/86	Diesel	RWD	2445	53	72	01.83-06.89	■	
35-10 (10314204, 10314211, 10314212, 10314217, 10314411,... (8140.21.200)		Diesel	RWD	2445	68	92	01.85-12.89	■	
40-10 V (8140.27 S)	01/88-	Diesel	RWD	2445	68	92	01.85-12.89	■	

## RENAULT

MASTER (T_) 08.80-07.98						Bus (Minibus-M2-Segment)			
28-35 2.0 (J5R 718)	-12/89	Gasolina	FWD	1995	58	79	10.86-07.98	■	

# LISTA DE APLICACIONES - BUYERS GUIDE

2.0 (J5R 728)		Gasolina	RWD	1995	60	82	06.85-10.89	■
30 2.2 (J7T 782)	01/85-	Gasolina	FWD	2165	67	91	08.80-07.98	■
30 2.2 (J7T 788)	01/85-	Gasolina	FWD	2165	67	91	08.80-07.98	■
28-35 2.4 D (8140.61.2300)	01/85-	Diesel	FWD	2445	52	71	08.80-08.89	■
28-35 2.4 D (S8U 731)	01/85-	Diesel	FWD	2445	52	71	08.80-08.89	■
2.4 D (S8U 731)	-12/88	Diesel	RWD	2445	53	72	09.86-10.89	■
<b>MASTER (T_) 07.80-07.98</b>					<b>Van (LCVs-N1 Segment)</b>			
28-35 2.0 (J5R 718)	-12/89	Gasolina	FWD	1995	58	79	10.86-07.98	■
30 2.2 (J7T 782)	01/85-	Gasolina	FWD	2165	67	91	08.80-07.98	■
30 2.2 (J7T 788)	01/85-	Gasolina	FWD	2165	67	91	08.80-07.98	■
2.4 D (S8U 730)	01/85-	Diesel	RWD	2445	52	71	07.83-08.86	■
28-35 2.4 D (8140.61.2300)	01/85-	Diesel	FWD	2445	52	71	08.80-08.89	■
28-35 2.4 D (S8U 731)	01/85-	Diesel	FWD	2445	52	71	08.80-08.89	■
<b>RENAULT TRUCKS</b>								
<b>B 01.83-06.99</b>					<b>Platform/Chassis (LCVs-N1 Segment)</b>			
70 (8140.61.235)	01/88-	Diesel	RWD	2445	53	72	01.83-12.90	■
90 (8140.21.235 IDS)	01/87-	Diesel	RWD	2445	68	92	04.86-09.90	■
90 4x4 (8140.21.235 IDS)		Diesel	4WD	2445	68	92	08.90-01.92	■
<b>B 01.83-01.92</b>					<b>Van (LCVs-N1 Segment)</b>			
70 (8140.61.235)	01/88-	Diesel	RWD	2445	53	72	01.83-12.90	■
90 (8140.21.235 IDS)	01/87-	Diesel	RWD	2445	68	92	04.86-09.90	■