


LISTA DE APLICACIONES - BUYERS GUIDE

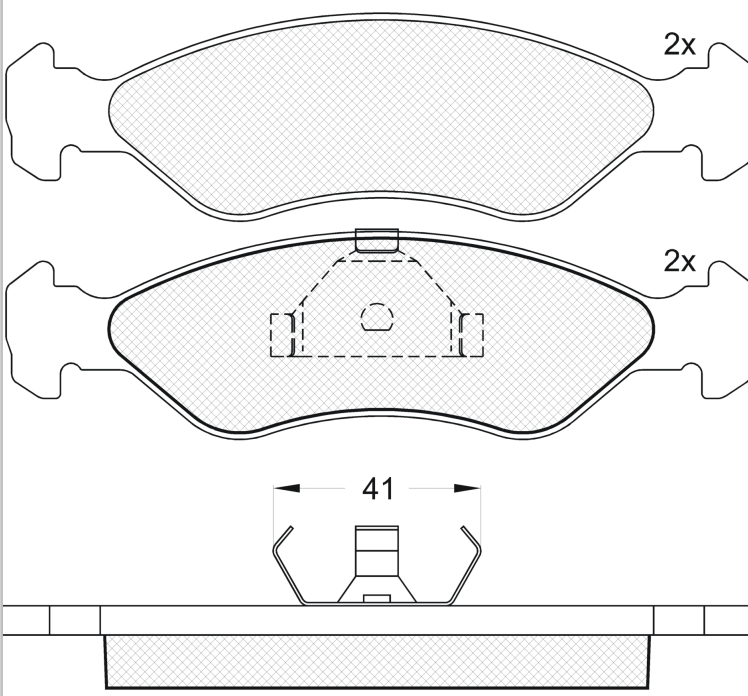
140740



8 424073 011596


Qty: 639 Weight: 942

O.E.M.	MAKE
55200-84500	SUZUKI



HASTA FIN DE EXISTENCIAS
UNTIL EXISTING STOCK RUNS OUT

140740



Akebono

141.3x39.2x15.5

WVA
20883
20884

MAKE
SUZUKI



Trac.	CC	Kw	CV
-------	----	----	----



Front / Rear

SUZUKI

ALTO II 09.84-12.88

0.8 (SB308/CA) (F8B)

Gasolina

FWD

796

Hatchback (City car-A Segment)

29

39

01.86-12.88

