


LISTA DE APLICACIONES - BUYERS GUIDE

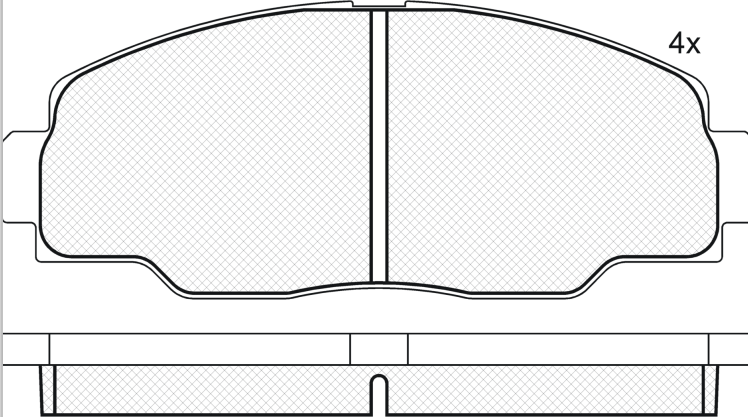
141008




8 424073 016454

Qty: 639 Weight: 1.610

O.E.M.	MAKE
04465-25020	TOYOTA
04491-25020	TOYOTA
04491-25030	TOYOTA



141008



Sumitomo

143.9x57.1x15.5

WVA
21855

MAKE
TOYOTA



Trac.	CC	Kw	CV		
					
				Front / Rear	

TOYOTA

DYNA (LH8_) 08.85-05.95						Platform/Chassis (LCVs-N1 Segment)			
2.4 D 150	01/87-	Diesel	RWD	2395	54	74	08.85-	■	
3.0 D4d (LY220, LY230) (5L)	-12/01	Diesel	RWD	2986	65	88	08.01-	■	
DYNA 150 (_Y_) 08.85-08.88						Platform/Chassis (LCVs-N1 Segment)			
1.8 (2Y)		Gasolina	RWD	1812	58	79	08.85-08.86	■	
2.0 (3Y)	01/87-	Gasolina	RWD	1998	79	107	08.85-08.88	■	
2.8 D (LY211) (3L)		Diesel	RWD	2779	61	83	05.95-08.98	■	
2.8 D (LY61_) (3L)		Diesel	RWD	2779	61	83	08.88-05.95	■	
3.0 D (LY102, LY112, LY122) (5L)		Diesel	RWD	2986	65	88	09.98-07.01	■	
3.4 D (BU68) (3B)		Diesel	RWD	3431	66	90	09.88-06.95	■	
DYNA 200 06.95-12.02						Platform/Chassis (LCVs-N1 Segment)			
3.4 D (BU100, BU110, BU140) (3B)		Diesel	RWD	3431	66	90	06.95-05.99	■	
DYNA 300 06.95-12.02						Platform/Chassis (LCVs-N1 Segment)			
3.4 D (BU30_, BU30R) (3B)		Diesel	RWD	3431	66	90	06.95-05.99	■	