


# LISTA DE APLICACIONES - BUYERS GUIDE

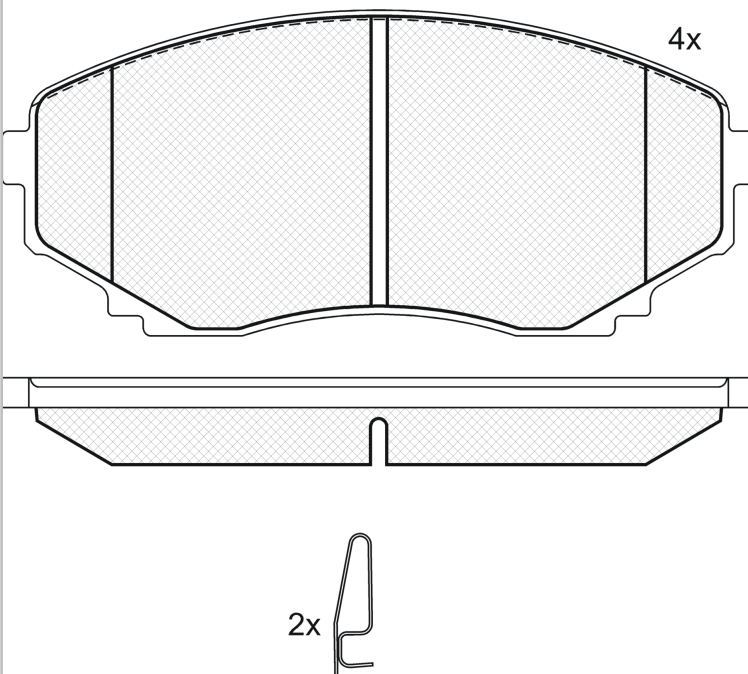
## 141345



8 424073 080370

Qty: 639      Weight: 1.744

| O.E.M.        | MAKE  |
|---------------|-------|
| 3322936411765 | MAZDA |
| CBZ2-33-22Z   | MAZDA |
| CBZ2-33-23Z   | MAZDA |
| LAZ5-33-23Z   | MAZDA |
| LCY2-33-23Z   | MAZDA |
| LCY2-33-23ZA  | MAZDA |
| LCY4-33-23ZA  | MAZDA |
| LCY4-33-23ZB  | MAZDA |
| LCY4-33-23ZC  | MAZDA |
| LCY4-33-23ZD  | MAZDA |
| LCY4-33-28Z   | MAZDA |
| LCY4-33-28ZB  | MAZDA |
| LDY2-33-28Z   | MAZDA |
| LDY3-33-23Z   | MAZDA |
| LDY3-33-28Z   | MAZDA |
| LDY5-33-23Z   | MAZDA |
| LDY7-33-23Z   | MAZDA |
| LDY7-33-23ZA  | MAZDA |
| LDY7-33-28Z   | MAZDA |
| LEY4-33-23Z   | MAZDA |
| LEY5-33-23Z   | MAZDA |
| LEY8-33-23Z   | MAZDA |
| LEY9-33-23Z   | MAZDA |
| S4YK-33-23Z   | MAZDA |
| S4YK-33-23ZA  | MAZDA |




4x

2x

1 - Ref. 610322 E

## 141345

E 9

**90R-01109/498**  
 Sumitomo

139.2x60.2x15.8

| WVA   | FMSI                    |
|-------|-------------------------|
| 23515 | D551-7430<br>D1038-7941 |

| MAKE  |
|-------|
| EUNOS |
| MAZDA |



| Trac. | CC | Kw | CV |   |   |
|-------|----|----|----|---|---|
|       |    |    |    |  |  |
|       |    |    |    | Front / Rear  |   |

## EUNOS

### MPV (SS) 09.88-10.92

|     |        |          |     |      |     |     |             |   |
|-----|--------|----------|-----|------|-----|-----|-------------|---|
| 3.0 | 01/91- | Gasolina | FWD | 2954 | 109 | 148 | 09.88-10.92 | ■ |
|-----|--------|----------|-----|------|-----|-----|-------------|---|

### MPV (Large MPV-M1 Segment)

## MAZDA

### E III-IV / BONGO (SR2) 10.83-07.04

|                  |        |          |     |      |    |    |             |   |
|------------------|--------|----------|-----|------|----|----|-------------|---|
| E2000 (FE (8V))  | 01/99- | Gasolina | RWD | 1998 | 70 | 95 | 06.94-05.03 | ■ |
| E2200 D 4WD (R2) | 01/99- | Diesel   | 4WD | 2184 | 52 | 71 | 02.97-05.03 | ■ |

### Van (LCVs-N1 Segment)

### MPV I / 8 (LV) 09.88-09.99

|  |        |          |     |      |     |     |             |   |
|--|--------|----------|-----|------|-----|-----|-------------|---|
| 3.0 i V6 (LVEW) (JE94)                     |        | Gasolina | RWD | 2954 | 109 | 148 | 11.89-09.99 | ■ |
| 3.0 i V6 (LVEW) (JE96)                     |        | Gasolina | RWD | 2954 | 109 | 148 | 11.89-09.99 | ■ |
| 3.0 4WD (JE94)                             |        | Gasolina | 4WD | 2954 | 112 | 152 | 09.88-12.91 | ■ |
| 3.0 i V6 (LV10, LV12, LV521, LV321) (JE96) |        | Gasolina | RWD | 2954 | 113 | 154 | 11.88-05.99 | ■ |
| 3.0 4WD                                    | 01/91- | Gasolina | FWD | 2995 | 112 | 152 | 09.88-      | ■ |
| 2.5 TD (LVLW) (WL11)                       |        | Diesel   | RWD | 2500 | 85  | 115 | 05.96-09.99 | ■ |

### MPV (Large MPV-M1 Segment)

### MPV II / 8 (LW) 08.99-12.06

|                       |   |          |     |      |     |     |             |   |
|-----------------------|---|----------|-----|------|-----|-----|-------------|---|
| 2.0 (LWEW) (FS)       |   | Gasolina | FWD | 1991 | 88  | 120 | 08.00-07.02 | ■ |
| 2.0 (LWEW) (FS-DS)    |   | Gasolina | FWD | 1991 | 90  | 122 | 09.99-08.00 | ■ |
| 2.3 (LW3W) (L3)       |   | Gasolina | FWD | 2261 | 104 | 141 | 07.02-02.06 | ■ |
| 2.5 V6 (LW5W) (GY-DE) |   | Gasolina | FWD | 2495 | 125 | 170 | 09.99-03.02 | ■ |
| 3.0 i V6 (LWFW) (AJ)  | veh.right direction, veh.left direction | Gasolina | FWD | 2967 | 147 | 200 | 01.02-12.06 | ■ |
| 2.0 DI (RF5C)         |   | Diesel   | FWD | 1998 | 100 | 136 | 07.02-02.06 | ■ |

### MPV (Large MPV-M1 Segment)