


LISTA DE APLICACIONES - BUYERS GUIDE

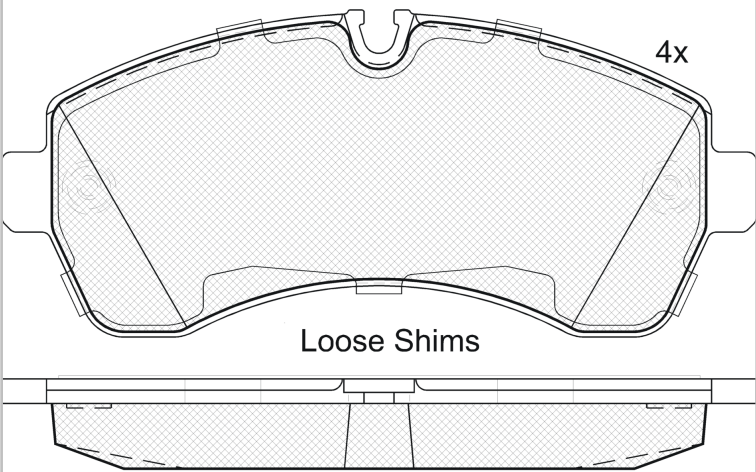
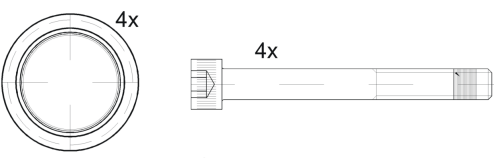
141785



8 424073 095718

Qty: 300 Weight: 2.930

O.E.M.	MAKE
004 420 68 20	MERCEDES-BENZ
004 420 82 20	MERCEDES-BENZ
005 420 53 20	MERCEDES-BENZ
2E0 698 151 A	VW
2E0 698 151 C	VW
2E0 698 151 F	VW
2E0 698 151 G	VW
442 082 20 27	MERCEDES-BENZ
8E0 698 151 E	VW
906 420 04 00	MERCEDES-BENZ
906 421 03 00	MERCEDES-BENZ
906 421 08 00	MERCEDES-BENZ
906 421 15 00	MERCEDES-BENZ
907 420 99 01	MERCEDES-BENZ
910 420 77 00	MERCEDES-BENZ
910 421 97 00	MERCEDES-BENZ
JZW 698 151 AA	VW
W8002894	VW





2 - Ref. 690142 E

141785

E 9

90R-01111/1673



Brembo

169.2x73.3x20.7

WVA	FMSI
29200	D1268-8383
	D1699-8383

MAKE
DODGE
FREIGHTLINER
MERCEDES-BENZ
VW



Trac.	CC	Kw	CV
-------	----	----	----



Front / Rear

DODGE									
SPRINTER (U.S.A.) 01.03-						Van (LCVs-N1 Segment)			
5.7 3500	01/07-	Gasolina	FWD	5695	243	330	01.03-	■	
FREIGHTLINER									
SPRINTER 3500 09.06-						Van (LCVs-N1 Segment)			
2.1 CDI		Diesel	RWD	2143	120	163	09.13-	■	
MERCEDES-BENZ									
SPRINTER II 3-Ton. (B906) 06.06-						Bus (Minibus-M2-Segment)			
210 CDI (906.711, 906.713) (OM 651.955)		Diesel	RWD	2143	70	95	03.09-12.16	■	
SPRINTER II 3-Ton. (B906) 06.06-						Platform/Chassis (LCVs-N1 Segment)			
210 CDI (906.111, 906.113, 906.211, 906.213) (OM 651.955)		Diesel	RWD	2143	70	95	03.09-12.16	■	
213 CDI (906.111, 906.113, 906.211, 906.213) (OM 651.955)		Diesel	RWD	2143	95	129	03.09-12.16	■	
213 CDI (906.111, 906.113, 906.211, 906.213) (OM 651.957)		Diesel	RWD	2143	95	129	03.09-12.16	■	
216 CDI (906.111, 906.113, 906.211, 906.213) (OM 651.957)		Diesel	RWD	2143	120	163	03.09-12.18	■	
SPRINTER II 3-Ton. (B906) 06.06-						Van (LCVs-N1 Segment)			
218 CDI (906.611, 906.613) (OM 642.896)		Diesel	RWD	2987	135	184	06.06-12.09	■	
218 CDI (906.611, 906.613) (OM 642.992)		Diesel	RWD	2987	135	184	06.06-12.09	■	
SPRINTER II 3.5-Ton. (B906) 06.06-						Bus (Minibus-M2-Segment)			
316 (906.733, 906.735) (M 271.951)		Gasolina	RWD	1796	115	156	09.08-12.18	■	
324 (906.733, 906.735) (M 272.979)		Gasolina	RWD	3498	190	258	06.06-12.16	■	

LISTA DE APLICACIONES - BUYERS GUIDE

316 LGT (M 271.951)	Gasol./Gas (LPG)	RWD	1796	115	156	09.08-12.18	■
316 NGT (906.733) (M 271.951)	Gasol./Gas (CNG)	RWD	1796	115	156	03.09-12.18	■
310 CDI (906.731, 906.733, 906.735) (OM 651.955)	Diesel	RWD	2143	70	95	03.09-12.16	■
310 CDI (906.731, 906.733, 906.735) (OM 651.956)	Diesel	RWD	2143	70	95	03.09-12.16	■
311 CDI (906.731, 906.733, 906.735) (OM 651.955)	Diesel	RWD	2143	84	114	05.16-12.18	■
313 CDI (906.731, 906.733, 906.735) (OM 651.955)	Diesel	RWD	2143	95	129	08.11-12.16	■
313 CDI 4x4 (906.731, 906.733, 906.735) (OM 651.955)	Diesel	4WD	2143	95	129	08.11-12.16	■
314 CDI (906.731, 906.733, 906.735) (OM 651.955)	Diesel	RWD	2143	105	143	05.16-12.18	■
314 CDI 4x4 (906.731, 906.733, 906.735) (OM 651.955)	Diesel	4WD	2143	105	143	05.16-12.18	■
316 CDI (906.731, 906.733, 906.735) (OM 651.955)	Diesel	RWD	2143	120	163	08.11-12.18	■
316 CDI (906.731, 906.733, 906.735) (OM 651.957)	Diesel	RWD	2143	120	163	08.11-12.18	■
316 CDI 4x4 (906.731, 906.733, 906.735) (OM 651.955)	Diesel	4WD	2143	120	163	08.11-12.18	■
316 CDI 4x4 (906.731, 906.733, 906.735) (OM 651.957)	Diesel	4WD	2143	120	163	08.11-12.18	■
309 CDI (906.731, 906.733, 906.735)	Diesel	RWD	2148	65	88	04.12-12.19	■
311 CDI (906.731, 906.733, 906.735) (OM 646.985)	Diesel	RWD	2148	80	109	06.06-12.09	■
311 CDI 4x4 (906.731, 906.733, 906.735) (OM 646.985)	Diesel	4WD	2148	80	109	02.08-12.09	■
315 CDI (906.731, 906.733, 906.735) (OM 646.986)	Diesel	RWD	2148	110	150	06.06-12.09	■
315 CDI (906.731, 906.733, 906.735) (OM 646.989)	Diesel	RWD	2148	110	150	06.06-12.09	■
315 CDI (906.731, 906.733, 906.735) (OM 646.990)	Diesel	RWD	2148	110	150	06.06-12.09	■
315 CDI 4x4 (906.731, 906.733, 906.735) (OM 646.986)	Diesel	4WD	2148	110	150	02.08-12.09	■
315 CDI 4x4 (906.731, 906.733, 906.735) (OM 646.989)	Diesel	4WD	2148	110	150	02.08-12.09	■
315 CDI 4x4 (906.731, 906.733, 906.735) (OM 646.990)	Diesel	4WD	2148	110	150	02.08-12.09	■
318 CDI (906.731, 906.733, 906.735) (OM 642.896)	Diesel	RWD	2987	135	184	02.08-12.09	■
318 CDI (906.731, 906.733, 906.735) (OM 642.986)	Diesel	RWD	2987	135	184	02.08-12.09	■
318 CDI (906.731, 906.733, 906.735) (OM 642.992)	Diesel	RWD	2987	135	184	02.08-12.09	■
318 CDI (906.731, 906.733, 906.735) (OM 642.993)	Diesel	RWD	2987	135	184	02.08-12.09	■
318 CDI 4x4 (906.731, 906.733, 906.735) (OM 642.896)	Diesel	4WD	2987	135	184	02.08-12.09	■
318 CDI 4x4 (906.731, 906.733, 906.735) (OM 642.986)	Diesel	4WD	2987	135	184	02.08-12.09	■
318 CDI 4x4 (906.731, 906.733, 906.735) (OM 642.992)	Diesel	4WD	2987	135	184	02.08-12.09	■
318 CDI 4x4 (906.731, 906.733, 906.735) (OM 642.993)	Diesel	4WD	2987	135	184	02.08-12.09	■
319 CDI / BlueTEC (906.731, 906.733, 906.735) (OM 642.896)	Diesel	RWD	2987	140	190	03.09-12.18	■
319 CDI / BlueTEC (906.731, 906.733, 906.735) (OM 642.898)	Diesel	RWD	2987	140	190	03.09-12.18	■
319 CDI / BlueTEC (906.731, 906.733, 906.735) (OM 642.986)	Diesel	RWD	2987	140	190	03.09-12.18	■
319 CDI / BlueTEC (906.731, 906.733, 906.735) (OM 642.992)	Diesel	RWD	2987	140	190	03.09-12.18	■
319 CDI / BlueTEC 4x4 (906.731, 906.733, 906.735) (OM 642.896)	Diesel	4WD	2987	140	190	03.09-12.18	■

LISTA DE APLICACIONES - BUYERS GUIDE

319 CDI / BlueTEC 4x4 (906.731, 906.733, 906.735) (OM 642.898)	Diesel	4WD	2987	140	190	03.09-12.18	■
319 CDI / BlueTEC 4x4 (906.731, 906.733, 906.735) (OM 642.986)	Diesel	4WD	2987	140	190	03.09-12.18	■
319 CDI / BlueTEC 4x4 (906.731, 906.733, 906.735) (OM 642.992)	Diesel	4WD	2987	140	190	03.09-12.18	■
SPRINTER II 3.5-Ton. (B906) 06.06-				Platform/Chassis (LCVs-N1 Segment)			
316 (906.133, 906.135, 906.233, 906.235) (M 271.951)	Gasolina	RWD	1796	115	156	09.08-12.18	■
324 (906.133, 906.135, 906.233, 906.235, 906.132,... (M 272.979)	Gasolina	RWD	3498	190	258	06.06-12.16	■
316 LGT (906.133, 906.135, 906.233, 906.235) (M 271.951)	Gasol./G as (LPG)	RWD	1796	115	156	01.11-12.18	■
316 NGT (906.133, 906.135, 906.233, 906.235) (M 271.951)	Gasol./G as (CNG)	RWD	1796	115	156	09.08-12.18	■
310 CDI (906.131, 906.133, 906.135, 906.231, 906.233,... (OM 651.955)	Diesel	RWD	2143	70	95	03.09-12.16	■
311 CDI (906.131, 906.133, 906.135, 906.231, 906.233,... (OM 651.955)	Diesel	RWD	2143	84	114	05.16-12.18	■
311 CDI (906.133)	Diesel	RWD	2143	84	114	05.16-	■
313 CDI (906.131, 906.133, 906.135, 906.231, 906.233,... (OM 651.955)	Diesel	RWD	2143	95	129	06.06-12.16	■
313 CDI (906.131, 906.133, 906.135, 906.231, 906.233,... (OM 651.956)	Diesel	RWD	2143	95	129	06.06-12.16	■
313 CDI 4x4 (906.131, 906.133, 906.135, 906.231, 906.233,... (OM 651.955)	Diesel	4WD	2143	95	129	06.06-12.16	■
314 CDI (906.131, 906.133, 906.135, 906.231, 906.233,... (OM 651.955)	Diesel	RWD	2143	105	143	04.16-12.18	■
314 CDI 4x4 (906.131, 906.133, 906.135, 906.231, 906.233,... (OM 651.955)	Diesel	4WD	2143	105	143	05.16-12.18	■
316 CDI (906.131, 906.133, 906.135, 906.231, 906.233,... (OM 651.955)	Diesel	RWD	2143	120	163	03.09-12.18	■
316 CDI (906.131, 906.133, 906.135, 906.231, 906.233,... (OM 651.957)	Diesel	RWD	2143	120	163	03.09-12.18	■
316 CDI 4x4 (906.131, 906.133, 906.135, 906.231, 906.233,... (OM 651.955)	Diesel	4WD	2143	120	163	03.09-12.18	■
316 CDI 4x4 (906.131, 906.133, 906.135, 906.231, 906.233,... (OM 651.957)	Diesel	4WD	2143	120	163	03.09-12.18	■
309 CDI (906.131, 906.133, 906.135, 906.231, 906.233,... (OM 646.984)	Diesel	RWD	2148	65	88	06.06-12.09	■
311 CDI (906.131, 906.133, 906.135, 906.231, 906.233,... (OM 646.985)	Diesel	RWD	2148	80	109	06.06-12.09	■
311 CDI 4x4 (906.131, 906.133, 906.135, 906.231, 906.233,... (OM 646.985)	Diesel	4WD	2148	80	109	02.08-12.09	■
313 CDI (906.131, 906.133, 906.135, 906.231, 906.233,... (OM 646.986)	Diesel	RWD	2148	95	129	06.06-05.16	■
315 CDI (906.131, 906.133, 906.135, 906.231, 906.233,... (OM 646.986)	Diesel	RWD	2148	110	150	06.06-12.09	■
315 CDI (906.131, 906.133, 906.135, 906.231, 906.233,... (OM 646.989)	Diesel	RWD	2148	110	150	06.06-12.09	■
315 CDI (906.131, 906.133, 906.135, 906.231, 906.233,... (OM 646.990)	Diesel	RWD	2148	110	150	06.06-12.09	■
315 CDI 4x4 (906.131, 906.133, 906.135, 906.231, 906.233,... (OM 646.986)	Diesel	4WD	2148	110	150	02.08-12.09	■
315 CDI 4x4 (906.131, 906.133, 906.135, 906.231, 906.233,... (OM 646.989)	Diesel	4WD	2148	110	150	02.08-12.09	■
315 CDI 4x4 (906.131, 906.133, 906.135, 906.231, 906.233,... (OM 646.990)	Diesel	4WD	2148	110	150	02.08-12.09	■
318 CDI (906.131, 906.133, 906.135, 906.231, 906.233,... (OM 642.896)	Diesel	RWD	2987	135	184	06.06-12.09	■
318 CDI (906.131, 906.133, 906.135, 906.231, 906.233,... (OM 642.992)	Diesel	RWD	2987	135	184	06.06-12.09	■
318 CDI (906.131, 906.133, 906.135, 906.231, 906.233,... (OM 642.993)	Diesel	RWD	2987	135	184	06.06-12.09	■
318 CDI 4x4 (906.131, 906.133, 906.135, 906.231, 906.233,... (OM 642.896)	Diesel	4WD	2987	135	184	02.08-12.09	■
318 CDI 4x4 (906.131, 906.133, 906.135, 906.231, 906.233,... (OM 642.992)	Diesel	4WD	2987	135	184	02.08-12.09	■

LISTA DE APLICACIONES - BUYERS GUIDE

318 CDI 4x4 (906.131, 906.133, 906.135, 906.231, 906.233... (OM 642.993)	Diesel	4WD	2987	135	184	02.08-12.09	■
319 CDI / BlueTEC (906.131, 906.133, 906.135, 906.231,... (OM 642.896)	Diesel	RWD	2987	140	190	03.09-12.18	■
319 CDI / BlueTEC (906.131, 906.133, 906.135, 906.231,... (OM 642.898)	Diesel	RWD	2987	140	190	03.09-12.18	■
319 CDI / BlueTEC (906.131, 906.133, 906.135, 906.231,... (OM 642.992)	Diesel	RWD	2987	140	190	03.09-12.18	■
319 CDI / BlueTEC 4x4 (906.731, 906.733, 906.735) (OM 642.896)	Diesel	4WD	2987	140	190	03.09-12.18	■
319 CDI / BlueTEC 4x4 (906.731, 906.733, 906.735) (OM 642.898)	Diesel	4WD	2987	140	190	03.09-12.18	■
319 CDI / BlueTEC 4x4 (906.731, 906.733, 906.735) (OM 642.992)	Diesel	4WD	2987	140	190	03.09-12.18	■
SPRINTER II 3.5-Ton. (B906) 06.06-				Van (LCVs-N1 Segment)			
316 (906.635, 906.633) (M 271.951)	Gasolina	RWD	1796	115	156	09.08-12.18	■
324 (906.633, 906.635, 906.637) (M 272.979)	Gasolina	RWD	3498	190	258	06.06-12.16	■
316 LGT (906.633, 906.635) (M 271.951)	Gasol./Gas (LPG)	RWD	1796	115	156	01.11-12.18	■
316 NGT (906.633, 906.635) (M 271.951)	Gasol./Gas (CNG)	RWD	1796	115	156	09.08-12.18	■
310 CDI (906.631, 906.633, 906.635, 906.637) (OM 651.955)	Diesel	RWD	2143	70	95	03.09-12.16	■
311 CDI (906.631, 906.633, 906.635, 906.637) (OM 651.955)	Diesel	RWD	2143	84	114	05.16-12.18	■
313 CDI (906.631, 906.633, 906.635, 906.637) (OM 651.940)	Diesel	RWD	2143	95	129	05.09-12.16	■
313 CDI (906.631, 906.633, 906.635, 906.637) (OM 651.955)	Diesel	RWD	2143	95	129	05.09-12.16	■
313 CDI 4x4 (906.631, 906.633, 906.635, 906.637) (OM 651.955)	Diesel	4WD	2143	95	129	03.09-12.16	■
314 CDI (906.631, 906.633, 906.635, 906.637) (OM 651.955)	Diesel	RWD	2143	105	143	05.16-12.18	■
314 CDI 4x4 (906.631, 906.633, 906.635, 906.637) (OM 651.955)	Diesel	4WD	2143	105	143	05.16-12.18	■
316 CDI (906.631, 906.633, 906.635, 906.637) (OM 651.955)	Diesel	RWD	2143	120	163	03.09-12.18	■
316 CDI (906.631, 906.633, 906.635, 906.637) (OM 651.957)	Diesel	RWD	2143	120	163	03.09-12.18	■
316 CDI 4x4 (906.631, 906.633, 906.635, 906.637) (OM 651.955)	Diesel	4WD	2143	120	163	03.09-12.18	■
316 CDI 4x4 (906.631, 906.633, 906.635, 906.637) (OM 651.957)	Diesel	4WD	2143	120	163	03.09-12.18	■
309 CDI (906.631, 906.633, 906.635, 906.637) (OM 646.984)	Diesel	RWD	2148	65	88	06.06-12.09	■
311 CDI (906.631, 906.633, 906.635, 906.637) (OM 646.985)	Diesel	RWD	2148	80	109	06.06-12.09	■
311 CDI 4x4 (906.631, 906.633, 906.635, 906.637) (OM 646.985)	Diesel	4WD	2148	80	109	02.08-12.09	■
313 CDI (906.631, 906.633, 906.635, 906.637) (OM 646.986)	Diesel	RWD	2148	95	129	06.06-12.16	■
315 CDI (906.631, 906.633, 906.635, 906.637) (OM 646.986)	Diesel	RWD	2148	110	150	06.06-12.09	■
315 CDI (906.631, 906.633, 906.635, 906.637) (OM 646.989)	Diesel	RWD	2148	110	150	06.06-12.09	■
315 CDI (906.631, 906.633, 906.635, 906.637) (OM 646.990)	Diesel	RWD	2148	110	150	06.06-12.09	■
315 CDI 4x4 (906.631, 906.633, 906.635, 906.637) (OM 646.986)	Diesel	4WD	2148	110	150	02.08-12.09	■
315 CDI 4x4 (906.631, 906.633, 906.635, 906.637) (OM 646.989)	Diesel	4WD	2148	110	150	02.08-12.09	■
315 CDI 4x4 (906.631, 906.633, 906.635, 906.637) (OM 646.990)	Diesel	4WD	2148	110	150	02.08-12.09	■
318 CDI (906.631, 906.633, 906.635, 906.637) (OM 642.896)	Diesel	RWD	2987	135	184	06.06-12.09	■
318 CDI (906.631, 906.633, 906.635, 906.637) (OM 642.986)	Diesel	RWD	2987	135	184	06.06-12.09	■
318 CDI (906.631, 906.633, 906.635, 906.637) (OM 642.992)	Diesel	RWD	2987	135	184	06.06-12.09	■

LISTA DE APLICACIONES - BUYERS GUIDE

318 CDI (906.631, 906.633, 906.635, 906.637) (OM 642.993)	Diesel	RWD	2987	135	184	06.06-12.09	■
318 CDI 4x4 (906.631, 906.633, 906.635, 906.637) (OM 642.896)	Diesel	4WD	2987	135	184	02.08-12.09	■
318 CDI 4x4 (906.631, 906.633, 906.635, 906.637) (OM 642.986)	Diesel	4WD	2987	135	184	02.08-12.09	■
318 CDI 4x4 (906.631, 906.633, 906.635, 906.637) (OM 642.992)	Diesel	4WD	2987	135	184	02.08-12.09	■
318 CDI 4x4 (906.631, 906.633, 906.635, 906.637) (OM 642.993)	Diesel	4WD	2987	135	184	02.08-12.09	■
319 CDI / BlueTEC (906.631, 906.633, 906.635, 906.637) (OM 642.896)	Diesel	RWD	2987	140	190	03.09-12.18	■
319 CDI / BlueTEC (906.631, 906.633, 906.635, 906.637) (OM 642.898)	Diesel	RWD	2987	140	190	03.09-12.18	■
319 CDI / BlueTEC (906.631, 906.633, 906.635, 906.637) (OM 642.986)	Diesel	RWD	2987	140	190	03.09-12.18	■
319 CDI / BlueTEC (906.631, 906.633, 906.635, 906.637) (OM 642.992)	Diesel	RWD	2987	140	190	03.09-12.18	■
319 CDI / BlueTEC 4x4 (906.731, 906.733, 906.735) (OM 642.896)	Diesel	4WD	2987	140	190	03.09-12.18	■
319 CDI / BlueTEC 4x4 (906.731, 906.733, 906.735) (OM 642.898)	Diesel	4WD	2987	140	190	03.09-12.18	■
319 CDI / BlueTEC 4x4 (906.731, 906.733, 906.735) (OM 642.986)	Diesel	4WD	2987	140	190	03.09-12.18	■
319 CDI / BlueTEC 4x4 (906.731, 906.733, 906.735) (OM 642.992)	Diesel	4WD	2987	140	190	03.09-12.18	■
SPRINTER II 4,6-Ton. (B906) 06.06-				Platform/Chassis (LCVs-N1 Segment)			
424 (906.153, 906.155, 906.253, 906.255) (M 272.979)	Gasolina	RWD	3498	190	258	06.06-12.16	■
411 CDI (906.153, 906.155, 906.253, 906.255) (OM 651.955)	Diesel	RWD	2143	84	114	04.16-12.18	■
413 CDI (906.153, 906.155, 906.253, 906.255) (OM 651.955)	Diesel	RWD	2143	95	129	06.06-12.16	■
414 CDI (906.153, 906.155, 906.253, 906.255)	Diesel	RWD	2143	105	143	05.16-12.18	■
416 CDI (906.153, 906.155, 906.253, 906.255) (OM 651.955)	Diesel	RWD	2143	120	163	03.09-12.18	■
416 CDI (906.153, 906.155, 906.253, 906.255) (OM 651.957)	Diesel	RWD	2143	120	163	03.09-12.18	■
411 CDI (906.153, 906.155, 906.253, 906.255) (OM 646.985)	Diesel	RWD	2148	80	109	06.09-12.18	■
413 CDI (906.153, 906.155, 906.253, 906.255)	Diesel	RWD	2148	95	129	06.06-05.16	■
415 CDI (906.153, 906.155, 906.253, 906.255) (OM 646.986)	Diesel	RWD	2148	110	150	06.06-12.09	■
415 CDI (906.153, 906.155, 906.253, 906.255) (OM 646.989)	Diesel	RWD	2148	110	150	06.06-12.09	■
415 CDI (906.153, 906.155, 906.253, 906.255) (OM 646.990)	Diesel	RWD	2148	110	150	06.06-12.09	■
418 CDI (906.153, 906.155, 906.253, 906.255) (OM 642.896)	Diesel	RWD	2987	135	184	06.06-12.09	■
418 CDI (906.153, 906.155, 906.253, 906.255) (OM 642.986)	Diesel	RWD	2987	135	184	06.06-12.09	■
418 CDI (906.153, 906.155, 906.253, 906.255) (OM 642.992)	Diesel	RWD	2987	135	184	06.06-12.09	■
418 CDI (906.153, 906.155, 906.253, 906.255) (OM 642.993)	Diesel	RWD	2987	135	184	06.06-12.09	■
419 CDI (906.153, 906.155, 906.253, 906.255) (OM 642.896)	Diesel	RWD	2987	140	190	03.09-12.18	■
419 CDI (906.153, 906.155, 906.253, 906.255) (OM 642.898)	Diesel	RWD	2987	140	190	03.09-12.18	■
419 CDI (906.153, 906.155, 906.253, 906.255) (OM 642.986)	Diesel	RWD	2987	140	190	03.09-12.18	■
419 CDI (906.153, 906.155, 906.253, 906.255) (OM 642.992)	Diesel	RWD	2987	140	190	03.09-12.18	■
SPRINTER II 4,6-Ton. (B906) 06.06-				Van (LCVs-N1 Segment)			
424 (906.655, 906.657, 906.653) (M 272.979)	Gasolina	RWD	3498	190	258	06.06-12.16	■
411 CDI (906.653, 906.655, 906.657)	Diesel	RWD	2143	84	114	04.16-12.18	■

LISTA DE APLICACIONES - BUYERS GUIDE

413 CDI (906.653, 906.655, 906.657) (OM 651.955)	Diesel	RWD	2143	95	129	06.06-12.16	■
413 CDI (906.653, 906.655, 906.657) (OM 651.956)	Diesel	RWD	2143	95	129	06.06-12.16	■
414 CDI (906.653, 906.655, 906.657) (OM 651.955)	Diesel	RWD	2143	105	143	05.16-12.18	■
414 CDI 4x4 (906.653, 906.655, 906.657) (OM 651.955)	Diesel	4WD	2143	105	143	05.16-12.18	■
416 CDI (906.653, 906.655, 906.657, 906.633, 906.635,... (OM 651.955)	Diesel	RWD	2143	120	163	03.09-12.18	■
416 CDI (906.653, 906.655, 906.657, 906.633, 906.635,... (OM 651.957)	Diesel	RWD	2143	120	163	03.09-12.18	■
416 CDI 4x4 (906.655, 906.657) (OM 651.955)	Diesel	4WD	2143	120	163	11.13-12.18	■
416 CDI 4x4 (906.655, 906.657) (OM 651.957)	Diesel	4WD	2143	120	163	11.13-12.18	■
411 CDI (906.653, 906.655, 906.657) (OM 646.985)	Diesel	RWD	2148	80	109	06.09-12.18	■
413 CDI (906.653, 906.655, 906.657)	Diesel	RWD	2148	95	129	06.06-05.16	■
415 CDI (906.653, 906.655, 906.657) (OM 646.986)	Diesel	RWD	2148	110	150	06.09-12.09	■
415 CDI (906.653, 906.655, 906.657) (OM 646.989)	Diesel	RWD	2148	110	150	06.09-12.09	■
415 CDI (906.653, 906.655, 906.657) (OM 646.990)	Diesel	RWD	2148	110	150	06.09-12.09	■
418 CDI (906.653, 906.655, 906.657) (OM 642.896)	Diesel	RWD	2987	135	184	06.09-05.16	■
418 CDI (906.653, 906.655, 906.657) (OM 642.986)	Diesel	RWD	2987	135	184	06.09-05.16	■
418 CDI (906.653, 906.655, 906.657) (OM 642.992)	Diesel	RWD	2987	135	184	06.09-05.16	■
419 CDI (906.653, 906.655, 906.657) (OM 642.896)	Diesel	RWD	2987	140	190	03.09-12.18	■
419 CDI (906.653, 906.655, 906.657) (OM 642.992)	Diesel	RWD	2987	140	190	03.09-12.18	■
SPRINTER II 5-Ton. (B906) 06.06-				Bus (Minibus-M2-Segment)			
513 CDI (906.655, 906.657) (OM 651.955)	Diesel	RWD	2143	95	129	03.09-12.16	■
516 CDI (906.655, 906.657) (OM 651.955)	Diesel	RWD	2143	120	163	03.09-12.18	■
519 CDI (906.655, 906.657) (OM 642.896)	Diesel	RWD	2987	140	190	03.09-12.18	■
SPRINTER II 5-Ton. (B906) 06.06-				Platform/Chassis (LCVs-N1 Segment)			
516 (906.153, 906.155, 906.253, 906.255) (M 271.951)	Gasolina	RWD	1796	115	156	09.08-12.18	■
516 NGT	Gasolina	FWD	1796	115	156	09.08-	■
524 (906.153, 906.155, 906.253, 906.255) (M 272.979)	Gasolina	RWD	3498	190	258	06.06-12.16	■
516 NGT (906.153, 906.155, 906.253, 906.255) (M 271.951)	Gasol./Gas (CNG)	RWD	1796	115	156	09.08-12.18	■
510 CDI (906.153, 906.155, 906.253, 906.255) (OM 651.955)	Diesel	RWD	2143	70	95	03.09-12.16	■
511 CDI (906.153, 906.155, 906.253, 906.255) (OM 651.955)	Diesel	RWD	2143	84	114	05.16-12.18	■
513 CDI (906.155, 906.253, 906.255, 906.153) (OM 651.955)	Diesel	RWD	2143	95	129	06.06-12.16	■
513 CDI (906.155, 906.253, 906.255, 906.153) (OM 651.957)	Diesel	RWD	2143	95	129	06.06-12.16	■
513 CDI 4x4 (906.155, 906.253, 906.255, 906.153) (OM 651.955)	Diesel	4WD	2143	95	129	05.11-12.16	■
513 CDI 4x4 (906.155, 906.253, 906.255, 906.153) (OM 651.957)	Diesel	4WD	2143	95	129	05.11-12.16	■
514 CDI (906.153, 906.155, 906.253, 906.255) (OM 651.955)	Diesel	RWD	2143	105	143	05.16-12.18	■
514 CDI 4x4 (906.153, 906.155, 906.253, 906.255) (OM 651.955)	Diesel	4WD	2143	105	143	05.16-12.18	■
516 CDI (906.153, 906.155, 906.253, 906.255) (OM 651.955)	Diesel	RWD	2143	120	163	03.09-12.18	■
516 CDI (906.153, 906.155, 906.253, 906.255) (OM 651.957)	Diesel	RWD	2143	120	163	03.09-12.18	■

LISTA DE APLICACIONES - BUYERS GUIDE

516 CDI 4x4 (906.153, 906.155, 906.255, 906.253) (OM 651.955)	Diesel	4WD	2143	120	163	03.09-12.18	■
516 CDI 4x4 (906.153, 906.155, 906.255, 906.253) (OM 651.957)	Diesel	4WD	2143	120	163	03.09-12.18	■
509 CDI (906.153, 906.155, 906.253, 906.255) (OM 646.984)	Diesel	RWD	2148	65	88	06.06-12.09	■
511 CDI (906.153, 906.155, 906.253, 906.255) (OM 646.985)	Diesel	RWD	2148	80	109	06.06-12.09	■
511 CDI 4x4 (906.155, 906.253, 906.255) (OM 646.985)	Diesel	4WD	2148	80	109	06.06-12.09	■
513 CDI (906.155, 906.253, 906.255, 906.153) (OM 646.986)	Diesel	RWD	2148	95	129	03.09-05.16	■
515 CDI (906.153, 906.155, 906.253, 906.255) (OM 646.986)	Diesel	RWD	2148	110	150	06.06-12.09	■
515 CDI (906.153, 906.155, 906.253, 906.255) (OM 646.989)	Diesel	RWD	2148	110	150	06.06-12.09	■
515 CDI (906.153, 906.155, 906.253, 906.255) (OM 646.990)	Diesel	RWD	2148	110	150	06.06-12.09	■
515 CDI 4x4 (906.153, 906.155, 906.253, 906.255) (OM 646.986)	Diesel	4WD	2148	110	150	06.06-12.09	■
515 CDI 4x4 (906.153, 906.155, 906.253, 906.255) (OM 646.989)	Diesel	4WD	2148	110	150	06.06-12.09	■
515 CDI 4x4 (906.153, 906.155, 906.253, 906.255) (OM 646.990)	Diesel	4WD	2148	110	150	06.06-12.09	■
518 CDI (906.153, 906.155, 906.253, 906.255) (OM 642.896)	Diesel	RWD	2987	135	184	06.06-12.09	■
518 CDI (906.153, 906.155, 906.253, 906.255) (OM 642.986)	Diesel	RWD	2987	135	184	06.06-12.09	■
518 CDI (906.153, 906.155, 906.253, 906.255) (OM 642.992)	Diesel	RWD	2987	135	184	06.06-12.09	■
518 CDI (906.153, 906.155, 906.253, 906.255) (OM 642.993)	Diesel	RWD	2987	135	184	06.06-12.09	■
518 CDI 4x4 (906.153, 906.155, 906.253, 906.255) (OM 642.896)	Diesel	4WD	2987	135	184	06.06-12.09	■
518 CDI 4x4 (906.153, 906.155, 906.253, 906.255) (OM 642.986)	Diesel	4WD	2987	135	184	06.06-12.09	■
518 CDI 4x4 (906.153, 906.155, 906.253, 906.255) (OM 642.992)	Diesel	4WD	2987	135	184	06.06-12.09	■
518 CDI 4x4 (906.153, 906.155, 906.253, 906.255) (OM 642.993)	Diesel	4WD	2987	135	184	06.06-12.09	■
519 CDI / BlueTEC (906.153, 906.155, 906.253, 906.255) (OM 642.896)	Diesel	RWD	2987	140	190	03.09-12.18	■
519 CDI / BlueTEC (906.153, 906.155, 906.253, 906.255) (OM 642.898)	Diesel	RWD	2987	140	190	03.09-12.18	■
519 CDI / BlueTEC (906.153, 906.155, 906.253, 906.255) (OM 642.986)	Diesel	RWD	2987	140	190	03.09-12.18	■
519 CDI / BlueTEC (906.153, 906.155, 906.253, 906.255) (OM 642.992)	Diesel	RWD	2987	140	190	03.09-12.18	■
519 CDI / BlueTEC 4x4 (906.653, 906.655, 906.657) (OM 642.896)	Diesel	4WD	2987	140	190	03.09-12.18	■
519 CDI / BlueTEC 4x4 (906.653, 906.655, 906.657) (OM 642.898)	Diesel	4WD	2987	140	190	03.09-12.18	■
519 CDI / BlueTEC 4x4 (906.653, 906.655, 906.657) (OM 642.986)	Diesel	4WD	2987	140	190	03.09-12.18	■
519 CDI / BlueTEC 4x4 (906.653, 906.655, 906.657) (OM 642.992)	Diesel	4WD	2987	140	190	03.09-12.18	■
SPRINTER II 5-Ton. (B906) 06.06-				Van (LCVs-N1 Segment)			
516 (M 271.951)	Gasolina	RWD	1796	115	156	03.09-12.18	■
524 (906.653, 906.655, 906.657) (M 272.979)	Gasolina	RWD	3498	190	258	06.06-12.16	■
516 NGT (906.655)	Gasol./Gas (CNG)	RWD	1796	115	156	03.09-12.18	■
510 CDI (906.653, 906.655, 906.657) (OM 651.955)	Diesel	RWD	2143	70	95	03.09-12.16	■
511 CDI (906.653, 906.655, 906.657) (OM 651.955)	Diesel	RWD	2143	84	114	05.16-12.18	■
513 CDI (906.653, 906.655, 906.657) (OM 651.955)	Diesel	RWD	2143	95	129	06.06-12.16	■
513 CDI (906.653, 906.655, 906.657) (OM 651.957)	Diesel	RWD	2143	95	129	06.06-12.16	■

LISTA DE APLICACIONES - BUYERS GUIDE

513 CDI 4x4 (906.653, 906.655, 906.657) (OM 651.955)	Diesel	4WD	2143	95	129	03.09-12.16	■
513 CDI 4x4 (906.653, 906.655, 906.657) (OM 651.957)	Diesel	4WD	2143	95	129	03.09-12.16	■
514 CDI (906.653, 906.655, 906.657) (OM 651.955)	Diesel	RWD	2143	105	143	05.16-12.18	■
514 CDI 4x4 (906.653, 906.655, 906.657) (OM 651.955)	Diesel	4WD	2143	105	143	05.16-12.18	■
516 CDI (906.653, 906.655, 906.657) (OM 651.955)	Diesel	RWD	2143	120	163	03.09-12.18	■
516 CDI (906.653, 906.655, 906.657) (OM 651.957)	Diesel	RWD	2143	120	163	03.09-12.18	■
516 CDI 4x4 (906.653, 906.655, 906.657) (OM 651.955)	Diesel	4WD	2143	120	163	03.09-12.18	■
516 CDI 4x4 (906.653, 906.655, 906.657) (OM 651.957)	Diesel	4WD	2143	120	163	03.09-12.18	■
509 CDI (906.653, 906.655, 906.657) (OM 646.984)	Diesel	RWD	2148	65	88	06.06-12.09	■
511 CDI (906.653, 906.655, 906.657) (OM 646.985)	Diesel	RWD	2148	80	109	06.06-12.09	■
511 CDI 4x4 (906.653, 906.655, 906.657) (OM 646.985)	Diesel	4WD	2148	80	109	06.06-12.09	■
513 CDI (906.653, 906.655, 906.657) (OM 646.986)	Diesel	RWD	2148	95	129	03.09-05.16	■
515 CDI (906.653, 906.655, 906.657) (OM 646.986)	Diesel	RWD	2148	110	150	06.06-12.09	■
515 CDI (906.653, 906.655, 906.657) (OM 646.989)	Diesel	RWD	2148	110	150	06.06-12.09	■
515 CDI (906.653, 906.655, 906.657) (OM 646.990)	Diesel	RWD	2148	110	150	06.06-12.09	■
515 CDI 4x4 (906.653, 906.655, 906.657) (OM 646.986)	Diesel	4WD	2148	110	150	06.06-12.09	■
515 CDI 4x4 (906.653, 906.655, 906.657) (OM 646.989)	Diesel	4WD	2148	110	150	06.06-12.09	■
515 CDI 4x4 (906.653, 906.655, 906.657) (OM 646.990)	Diesel	4WD	2148	110	150	06.06-12.09	■
518 CDI (906.653, 906.655, 906.657) (OM 642.896)	Diesel	RWD	2987	135	184	06.06-12.09	■
518 CDI (906.653, 906.655, 906.657) (OM 642.986)	Diesel	RWD	2987	135	184	06.06-12.09	■
518 CDI (906.653, 906.655, 906.657) (OM 642.992)	Diesel	RWD	2987	135	184	06.06-12.09	■
518 CDI (906.653, 906.655, 906.657) (OM 642.993)	Diesel	RWD	2987	135	184	06.06-12.09	■
518 CDI 4x4 (906.653, 906.655, 906.657) (OM 642.896)	Diesel	4WD	2987	135	184	06.06-12.16	■
518 CDI 4x4 (906.653, 906.655, 906.657) (OM 642.986)	Diesel	4WD	2987	135	184	06.06-12.16	■
518 CDI 4x4 (906.653, 906.655, 906.657) (OM 642.992)	Diesel	4WD	2987	135	184	06.06-12.16	■
518 CDI 4x4 (906.653, 906.655, 906.657) (OM 642.993)	Diesel	4WD	2987	135	184	06.06-12.16	■
519 CDI / BlueTEC (906.653, 906.655, 906.657) (OM 642.896)	Diesel	RWD	2987	140	190	03.09-12.18	■
519 CDI / BlueTEC (906.653, 906.655, 906.657) (OM 642.898)	Diesel	RWD	2987	140	190	03.09-12.18	■
519 CDI / BlueTEC (906.653, 906.655, 906.657) (OM 642.986)	Diesel	RWD	2987	140	190	03.09-12.18	■
519 CDI / BlueTEC (906.653, 906.655, 906.657) (OM 642.992)	Diesel	RWD	2987	140	190	03.09-12.18	■
519 CDI / BlueTEC 4x4 (906.653, 906.655, 906.657) (OM 642.896)	Diesel	4WD	2987	140	190	03.09-12.18	■
519 CDI / BlueTEC 4x4 (906.653, 906.655, 906.657) (OM 642.898)	Diesel	4WD	2987	140	190	03.09-12.18	■
519 CDI / BlueTEC 4x4 (906.653, 906.655, 906.657) (OM 642.986)	Diesel	4WD	2987	140	190	03.09-12.18	■
519 CDI / BlueTEC 4x4 (906.653, 906.655, 906.657) (OM 642.992)	Diesel	4WD	2987	140	190	03.09-12.18	■

LISTA DE APLICACIONES - BUYERS GUIDE

SPRINTER III 3-Ton. (B910, B907) 02.18-					Platform/Chassis (LCVs-N1 Segment)			
211 CDI RWD (907.221, 907.223, 907.123) (OM 654.920)	SA Z12	Diesel	RWD	1950	84	114	06.20-	■
215 CDI RWD (907.221, 907.223) (OM 654.920)	SA Z12	Diesel	RWD	1950	110	150	06.20-	■
217 CDI RWD (907.221, 907.223) (OM 654.920)	SA Z12	Diesel	RWD	1950	125	170	06.20-	■
211 CDI (910.121, 910.123) (OM 651.950)		Diesel	FWD	2143	84	114	02.18-12.21	■
211 CDI RWD (907.221, 907.223, 907.123) (OM 651.958)	SA Z12	Diesel	RWD	2143	84	114	02.18-12.21	■
214 CDI (910.121, 910.123) (OM 651.950)		Diesel	FWD	2143	105	143	02.18-12.21	■
214 CDI (910.121, 910.123) (OM 651.958)		Diesel	FWD	2143	105	143	02.18-12.21	■
214 CDI RWD (907.221, 907.223) (OM 651.958)	SA Z12	Diesel	RWD	2143	105	143	02.18-12.21	■
216 CDI RWD (907.221, 907.223) (OM 651.958)	SA Z12	Diesel	RWD	2143	120	163	02.18-12.21	■
SPRINTER III 3-Ton. (B910) 02.18-					Van (LCVs-N1 Segment)			
211 CDI (910.621, 910.623) (OM 651.950)		Diesel	FWD	2143	84	114	02.18-12.21	■
211 CDI (910.621, 910.623) (OM 651.958)		Diesel	FWD	2143	84	114	02.18-12.21	■
214 CDI (910.621, 910.623) (OM 651.950)		Diesel	FWD	2143	105	143	02.18-12.21	■
214 CDI (910.621, 910.623) (OM 651.958)		Diesel	FWD	2143	105	143	02.18-12.21	■
SPRINTER III 3-Ton. Tourer (B907) 02.18-					Bus (Minibus-M2-Segment)			
211 CDI (907.721, 907.723)	SA Z12	Diesel	RWD	1950	84	114	10.21-	■
215 CDI (907.721, 907.723)	SA Z12	Diesel	RWD	1950	110	150	10.21-	■
217 CDI (907.721, 907.723)	SA Z12	Diesel	RWD	1950	125	170	10.21-	■
211 CDI (907.721, 907.723)	SA Z12	Diesel	RWD	2143	84	114	02.18-12.21	■
214 CDi (907.721, 907.723)	SA Z12	Diesel	RWD	2143	105	143	02.18-12.21	■
216 CDi (907.721, 907.723)		Diesel	RWD	2143	120	163	02.18-12.21	■
SPRINTER III 3,5-Ton. (B907, B910) 02.18-					Platform/Chassis (LCVs-N1 Segment)			
eSPRINTER RWD (907.133, 907.135)		Eléctrico	RWD		100	136	08.24-	■
eSPRINTER RWD (907.133, 907.135)		Eléctrico	RWD		150	204	08.24-	■
311 CDI (910.131, 910.133)	SA RG8,RH3	Diesel	FWD	1950	84	114	10.21-	■
311 CDI RWD (907.131, 907.133, 907.135, 907.231, 907.233... (OM 654.920)	SA Z12	Diesel	RWD	1950	84	114	06.20-	■
315 CDI RWD (907.131, 907.133, 907.135, 907.231, 907.233... (OM 654.920)	SA Z12	Diesel	RWD	1950	110	150	06.20-	■
317 CDI RWD (907.131, 907.133, 907.135, 907.231, 907.233... (OM 654.920)	SA Z12	Diesel	RWD	1950	125	170	06.20-	■
319 CDI A las 4 ruedas (907.733)	SA Z12	Diesel	4WD	1950	140	190	10.21-	■
319 CDI RWD (907.133, 907.135, 907.233, 907.235)	SA Z12	Diesel	RWD	1950	140	190	10.21-	■
311 CDI (910.131, 910.133) (OM 651.950)		Diesel	FWD	2143	84	114	02.18-12.21	■
311 CDI (910.131, 910.133) (OM 651.958)		Diesel	FWD	2143	84	114	02.18-12.21	■
311 CDI RWD (907.131, 907.133, 907.135, 907.231, 907.233... (OM 651.958)	SA Z12	Diesel	RWD	2143	84	114	02.18-12.21	■
314 CDI (910.131, 910.133, 910.030) (OM 651.950)	SA RG8,RH3	Diesel	FWD	2143	105	143	02.18-12.21	■
314 CDI (910.131, 910.133, 910.030) (OM 651.958)	SA RG8,RH3	Diesel	FWD	2143	105	143	02.18-12.21	■
314 CDI A las 4 ruedas (907.733) (OM 651.958)	SA Z12	Diesel	4WD	2143	105	143	01.19-12.21	■
314 CDI RWD (907.131,907.133,907.135) (OM 651.958)	SA Z12	Diesel	RWD	2143	105	143	02.18-12.21	■
316 CDI A las 4 ruedas (907.733) (OM 651.958)	SA Z12	Diesel	4WD	2143	120	163	01.19-12.21	■
316 CDI RWD (907.131, 907.133, 907.135, 907.231, 907.233... (OM 651.958)	SA Z12	Diesel	RWD	2143	120	163	02.18-12.21	■
319 CDI A las 4 ruedas (907.733) (OM 642.899)	SA Z12	Diesel	4WD	2987	140	190	01.19-12.21	■

LISTA DE APLICACIONES - BUYERS GUIDE

319 CDI RWD (907.133, 907.135, 907.233, 907.235) (OM 642.899)	SA Z12	Diesel	RWD	2987	140	190	02.18-12.21	■
SPRINTER III 3,5-Ton. (B907, B910) 02.18-					Van (LCVs-N1 Segment)			
eSPRINTER (910.633) (EM 780.703)		Eléctrico	FWD		85	116	02.20-12.23	■
eSPRINTER RWD (907.633, 907.635) (780.681)		Eléctrico	RWD		100	136	11.23-	■
eSPRINTER RWD (907.633, 907.635)		Eléctrico	RWD		150	204	11.23-	■
311 CDI (910.631, 910.633)		Diesel	FWD	1950	84	114	10.21-05.25	■
311 CDI RWD (907.631, 907.633, 907.635, 907.637) (OM 654.920)	SA Z12	Diesel	RWD	1950	84	114	06.20-	■
315 CDI (910.631, 910.633)		Diesel	FWD	1950	110	150	10.21-05.25	■
315 CDI RWD (907.631, 907.633, 907.635, 907.637) (OM 654.920)	SA Z12	Diesel	RWD	1950	110	150	06.20-	■
317 CDI (910.633)		Diesel	FWD	1950	125	170	03.22-05.25	■
317 CDI RWD (907.631, 907.633, 907.635, 907.637) (OM 654.920)	SA Z12	Diesel	RWD	1950	125	170	06.20-	■
319 CDI A las 4 ruedas (907.733)	SA Z12	Diesel	4WD	1950	140	190	10.21-	■
319 CDI RWD (907.633, 907.635, 907.637)	SA Z12	Diesel	RWD	1950	140	190	10.21-	■
311 CDI (910.631, 910.633) (OM 651.950)		Diesel	FWD	2143	84	114	02.18-12.21	■
311 CDI (910.631, 910.633) (OM 651.958)		Diesel	FWD	2143	84	114	02.18-12.21	■
311 CDI RWD (907.633, 907.635, 907.631, 907.637) (OM 651.958)	SA Z12	Diesel	RWD	2143	84	114	02.18-12.21	■
314 CDI (910.631, 910.633) (OM 651.950)		Diesel	FWD	2143	105	143	02.18-12.21	■
314 CDI (910.631, 910.633) (OM 651.958)		Diesel	FWD	2143	105	143	02.18-12.21	■
314 CDI A las 4 ruedas (907.733) (OM 651.958)		Diesel	4WD	2143	105	143	01.19-12.21	■
314 CDI RWD (907.631, 907.633, 907.635, 907.637) (OM 651.958)	SA Z12	Diesel	RWD	2143	105	143	02.18-12.21	■
316 CDI A las 4 ruedas (907.733) (OM 651.958)		Diesel	4WD	2143	120	163	01.19-12.21	■
316 CDI RWD (907.631, 907.633, 907.635, 907.637) (OM 651.958)	SA Z12	Diesel	RWD	2143	120	163	02.18-12.21	■
319 CDI A las 4 ruedas (907.733) (OM 642.899)		Diesel	4WD	2987	140	190	01.19-12.21	■
319 CDI RWD (907.633, 907.635, 907.637) (OM 642.899)	SA Z12	Diesel	RWD	2987	140	190	02.18-12.21	■
SPRINTER III 3,5-Ton. Tourer (B907) 02.18-					Bus (Minibus-M2-Segment)			
311 CDI (907.731, 907.733, 907.735)	SA Z12	Diesel	RWD	1950	84	114	10.21-	■
315 CDI (907.731, 907.733, 907.735)	SA Z12	Diesel	RWD	1950	110	150	10.21-	■
317 CDI (907.731, 907.733, 907.735)	SA Z12	Diesel	RWD	1950	125	170	10.21-	■
319 CDI (907.733, 907.735)	SA Z12	Diesel	RWD	1950	140	190	10.21-	■
319 CDI A las 4 ruedas (907.733)	SA Z12	Diesel	4WD	1950	140	190	10.21-	■
311 CDI (907.731, 907.733, 907.735) (OM 651.958)	SA Z12	Diesel	RWD	2143	84	114	02.18-12.21	■
314 CDI (907.731, 907.733, 907.735) (OM 651.958)		Diesel	RWD	2143	105	143	02.18-12.21	■
314 CDI A las 4 ruedas (907.733) (OM 651.958)	SA Z12	Diesel	4WD	2143	105	143	01.19-12.21	■
316 CDI (907.731, 907.733, 907.735) (OM 651.958)	SA Z12	Diesel	RWD	2143	120	163	02.18-12.21	■
316 CDI A las 4 ruedas (907.733) (OM 651.958)	SA Z12	Diesel	4WD	2143	120	163	01.19-12.21	■
319 CDI (907.733, 907.735) (OM 642.899)	SA Z12	Diesel	RWD	2987	140	190	02.18-12.21	■
319 CDI A las 4 ruedas (907.733) (OM 642.899)	SA Z12	Diesel	4WD	2987	140	190	01.19-12.21	■
SPRINTER III 4-Ton. (B907, B910) 02.18-					Platform/Chassis (LCVs-N1 Segment)			
eSPRINTER RWD (907.143, 907.145)		Eléctrico	RWD		100	136	08.24-	■
eSPRINTER RWD (907.143, 907.145)		Eléctrico	RWD		150	204	08.24-	■
411 CDI RWD (907.141, 907.143, 907.145, 907.241, 907.243...		Diesel	RWD	1950	84	114	10.21-	■
415 CDI (910.040)		Diesel	FWD	1950	110	150	06.20-	■

LISTA DE APLICACIONES - BUYERS GUIDE

415 CDI (910.141, 910.143)		Diesel	FWD	1950	110	150	10.21-	■
415 CDI RWD (907.141, 907.143, 907.145, 907.241, 907.243...)		Diesel	RWD	1950	110	150	10.21-	■
417 CDI (910.040)		Diesel	FWD	1950	125	170	06.20-	■
417 CDI (910.143)		Diesel	FWD	1950	125	170	02.24-	■
417 CDI RWD (907.141, 907.143, 907.145, 907.241, 907.243...)		Diesel	RWD	1950	125	170	10.21-	■
419 CDI A las 4 ruedas (907.643, 907.645, 907.647)		Diesel	4WD	1950	140	190	10.21-	■
419 CDI RWD (907.143, 907.145, 907.243, 907.245)		Diesel	RWD	1950	140	190	10.21-	■
411 CDI (910.143, 910.141)	SA Z12	Diesel	FWD	2143	84	114	02.18-12.21	■
411 CDI RWD (907.141, 907.143, 907.145, 907.241, 907.243... (OM 651.958)	SA Z12	Diesel	RWD	2143	84	114	02.18-12.21	■
414 CDI (910.141, 910.143, 910.040) (OM 651.950)		Diesel	FWD	2143	105	143	02.18-12.21	■
414 CDI (910.141, 910.143, 910.040) (OM 651.958)		Diesel	FWD	2143	105	143	02.18-12.21	■
414 CDI A las 4 ruedas (907.643, 907.645, 907.647) (OM 651.958)	SA Z12	Diesel	4WD	2143	105	143	01.19-12.21	■
414 CDI RWD (907.143, 907.145, 907.243, 907.245, 907.141... (OM 651.958)		Diesel	RWD	2143	105	143	02.18-12.21	■
416 CDI A las 4 ruedas (907.643, 907.645, 907.647) (OM 651.958)	SA Z12	Diesel	4WD	2143	120	163	01.19-12.21	■
416 CDI RWD (907.143, 907.145, 907.243, 907.141, 907.241... (OM 651.958)	SA Z12	Diesel	RWD	2143	120	163	02.18-12.21	■
417 CDI (910.040)		Diesel	FWD	2143	125	170	02.18-12.21	■
418 CDI (910.040)		Diesel	FWD	2143	130	177	02.18-12.21	■
419 CDI A las 4 ruedas (907.643, 907.645, 907.647) (OM 642.899)		Diesel	4WD	2987	140	190	01.19-12.21	■
419 CDI RWD (907.143, 907.145, 907.243, 907.245) (OM 642.899)		Diesel	RWD	2987	140	190	02.18-12.21	■
SPRINTER III 4-Ton. (B907, B910) 02.18-					Van (LCVs-N1 Segment)			
eSPRINTER RWD (907.643, 907.645)		Eléctrico	RWD		100	136	11.23-	■
eSPRINTER RWD (907.643, 907.645)		Eléctrico	RWD		150	204	11.23-	■
411 CDI RWD (907.641, 907.643, 907.645, 907.647)		Diesel	RWD	1950	84	114	10.21-	■
415 CDI (910.641, 910.643)		Diesel	FWD	1950	110	150	10.21-05.25	■
415 CDI RWD (907.641, 907.643, 907.645, 907.647)		Diesel	RWD	1950	110	150	10.21-	■
417 CDI RWD (907.641, 907.643, 907.645, 907.647) (OM 654.920)	SA Z12	Diesel	RWD	1950	125	170	06.20-	■
419 CDI A las 4 ruedas (907.643, 907.645, 907.647)		Diesel	4WD	1950	140	190	10.21-	■
419 CDI RWD (907.643, 907.645, 907.647)		Diesel	RWD	1950	140	190	10.21-	■
411 CDI (910.641, 910.643) (OM 651.950)		Diesel	FWD	2143	84	114	02.18-12.21	■
411 CDI (910.641, 910.643) (OM 651.958)		Diesel	FWD	2143	84	114	02.18-12.21	■
411 CDI RWD (907.643, 907.645) (OM 651.958)		Diesel	RWD	2143	84	114	02.18-12.21	■
414 CDI (910.643, 910.641) (OM 651.958)		Diesel	FWD	2143	105	143	02.18-12.21	■
414 CDI A las 4 ruedas (907.643, 907.645, 907.647) (OM 651.958)		Diesel	4WD	2143	105	143	01.19-12.21	■
414 CDI RWD (907.643, 907.645, 907.647) (OM 651.958)	SA Z12	Diesel	RWD	2143	105	143	02.18-12.21	■
416 CDI A las 4 ruedas (907.643, 907.645, 907.647) (OM 651.958)	SA Z12	Diesel	4WD	2143	120	163	01.19-12.21	■
416 CDI RWD (907.643, 907.645, 907.647) (OM 651.958)	SA Z12	Diesel	RWD	2143	120	163	02.18-12.21	■
419 CDI A las 4 ruedas (907.643, 907.645, 907.647) (OM 642.899)		Diesel	4WD	2987	140	190	01.19-12.21	■
419 CDI RWD (907.643, 907.645, 907.647) (OM 642.899)		Diesel	RWD	2987	140	190	02.18-12.21	■

LISTA DE APLICACIONES - BUYERS GUIDE

SPRINTER III 4-Ton. Tourer (B907) 02.18-					Bus (Minibus-M2-Segment)			
417 CDI (907.743, 907.745, 907.843, 907.741) (OM 654.920)		Diesel	RWD	1950	125	170	01.22-	■
411 CDI (907.741, 907.743, 907.745)	SA Z12	Diesel	RWD	2143	84	114	02.18-12.21	■
414 CDI (907.741, 907.743, 907.745)	SA Z12	Diesel	RWD	2143	105	143	09.19-12.21	■
419 CDI (907.743, 907.745)	SA Z12	Diesel	RWD	2987	140	190	02.18-12.21	■
SPRINTER III 5-Ton. (B907) 02.18-					Platform/Chassis (LCVs-N1 Segment)			
515 CDI RWD (907.153, 907.155, 907.253, 907.255)		Diesel	RWD	1950	110	150	10.21-	■
517 CDI RWD (907.153, 907.155, 907.253, 907.255)		Diesel	RWD	1950	125	170	01.22-	■
519 CDI A las 4 ruedas (907.653, 907.655, 907.657)		Diesel	4WD	1950	140	190	10.21-	■
519 CDI RWD (907.153, 907.155, 907.253, 907.255)		Diesel	RWD	1950	140	190	10.21-	■
511 CDI (907.153, 907.155, 907.253, 907.255) (OM 651.958)		Diesel	RWD	2143	84	114	02.18-12.21	■
514 CDI (907.153, 907.155, 907.253, 907.255) (OM 651.958)	SA Z12	Diesel	RWD	2143	105	143	02.18-12.21	■
516 CDI (907.153, 907.155, 907.253, 907.255) (OM 651.958)	SA Z12	Diesel	RWD	2143	120	163	02.18-12.21	■
516 CDI A las 4 ruedas (907.653, 907.655, 907.657) (OM 651.958)		Diesel	4WD	2143	120	163	01.19-12.21	■
519 CDI (907.153, 907.155, 907.253, 907.255) (OM 642.899)	SA Z12	Diesel	RWD	2987	140	190	02.18-12.21	■
519 CDI A las 4 ruedas (907.653, 907.655, 907.657) (OM 642.899)	SA Z12	Diesel	4WD	2987	140	190	01.19-12.21	■
SPRINTER III 5-Ton. (B907) 02.18-					Van (LCVs-N1 Segment)			
515 CDI (907.653, 907.655, 907.657)		Diesel	RWD	1950	110	150	10.21-	■
517 CDI (907.653, 907.655, 907.657)		Diesel	RWD	1950	125	170	06.20-	■
519 CDI (907.653, 907.655, 907.657)		Diesel	RWD	1950	140	190	10.21-	■
519 CDI A las 4 ruedas (907.653, 907.655, 907.657)		Diesel	4WD	1950	140	190	10.21-	■
511 CDI (907.653, 907.655, 907.657) (OM 651.958)		Diesel	RWD	2143	84	114	02.18-12.21	■
514 CDI (907.653, 907.655, 907.657) (OM 651.958)	SA Z12	Diesel	RWD	2143	105	143	02.18-12.21	■
516 CDI (907.653, 907.655, 907.657) (OM 651.958)	SA Z12	Diesel	RWD	2143	120	163	02.18-12.21	■
516 CDI A las 4 ruedas (907.653, 907.655, 907.657) (OM 651.958)	SA Z12	Diesel	4WD	2143	120	163	01.19-12.21	■
519 CDI (907.653, 907.655, 907.657) (OM 642.899)		Diesel	RWD	2987	140	190	02.18-12.21	■
519 CDI A las 4 ruedas (907.653, 907.655, 907.657) (OM 642.899)	SA Z12	Diesel	4WD	2987	140	190	01.19-12.21	■
VW								
CRAFTER 30-35 (2E_) 04.06-12.16					Bus (Minibus-M2-Segment)			
2.0 TDI (CKTB)		Diesel	RWD	1968	80	109	05.11-12.16	■
2.0 TDI (CSLA)		Diesel	RWD	1968	80	109	05.11-12.16	■
2.0 TDI (CSLB)	PR 0WF	Diesel	RWD	1968	84	114	11.13-12.16	■
2.0 TDI (CKTC)		Diesel	RWD	1968	100	136	05.11-12.16	■
2.0 TDI (CKUC)		Diesel	RWD	1968	105	142	10.11-12.16	■
2.0 TDI (CKUB)		Diesel	RWD	1968	120	163	07.11-12.16	■
2.0 TDI (CSNA)		Diesel	RWD	1968	120	163	07.11-12.16	■
2.0 TDI 4motion (CKUB)		Diesel	4WD	1968	120	163	11.11-12.16	■
2.0 TDI 4motion (CSNA)		Diesel	4WD	1968	120	163	11.11-12.16	■
2.5 TDI (BJJ)		Diesel	RWD	2461	65	88	04.06-07.11	■
2.5 TDI (CEBA)		Diesel	RWD	2461	65	88	04.06-07.11	■
2.5 TDI (BJK)		Diesel	RWD	2461	80	109	04.06-05.13	■

LISTA DE APLICACIONES - BUYERS GUIDE

2.5 TDI (CEBB)		Diesel	RWD	2461	80	109	04.06-05.13	■
2.5 TDI (BJL)		Diesel	RWD	2461	100	136	04.06-05.13	■
2.5 TDI (CECA)		Diesel	RWD	2461	100	136	04.06-05.13	■
2.5 TDI (BJM)		Diesel	RWD	2461	120	163	04.06-07.11	■
2.5 TDI (CECB)		Diesel	RWD	2461	120	163	04.06-07.11	■
CRAFTER 30-50 (2F_) 04.06-12.16					Platform/Chassis (LCVs-N1 Segment)			
2.0 TDI (CKTB)		Diesel	RWD	1968	80	109	05.11-12.16	■
2.0 TDI (CSLA)		Diesel	RWD	1968	80	109	05.11-12.16	■
2.0 TDI (CSLB)	PR 0WF	Diesel	RWD	1968	84	114	11.13-12.16	■
2.0 TDI (CKTC)		Diesel	RWD	1968	100	136	05.11-12.16	■
2.0 TDI (CKUC)		Diesel	RWD	1968	105	142	10.11-12.16	■
2.0 TDI (CKUB)		Diesel	RWD	1968	120	163	07.11-12.16	■
2.0 TDI (CSNA)		Diesel	RWD	1968	120	163	07.11-12.16	■
2.0 TDI 4motion (CKUB)		Diesel	4WD	1968	120	163	11.11-12.16	■
2.0 TDI 4motion (CSNA)		Diesel	4WD	1968	120	163	11.11-12.16	■
2.5 TDI (BJJ)		Diesel	RWD	2461	65	88	04.06-07.11	■
2.5 TDI (CEBA)		Diesel	RWD	2461	65	88	04.06-07.11	■
2.5 TDI (BJK)		Diesel	RWD	2461	80	109	04.06-05.13	■
2.5 TDI (CEBB)		Diesel	RWD	2461	80	109	04.06-05.13	■
2.5 TDI (BJL)		Diesel	RWD	2461	100	136	04.06-05.13	■
2.5 TDI (CECA)		Diesel	RWD	2461	100	136	04.06-05.13	■
2.5 TDI (BJM)		Diesel	RWD	2461	120	163	04.06-07.11	■
2.5 TDI (CECB)		Diesel	RWD	2461	120	163	04.06-07.11	■
CRAFTER 30-50 (2E_) 04.06-12.16					Van (LCVs-N1 Segment)			
2.0 TDI (CKTB)		Diesel	RWD	1968	80	109	05.11-12.16	■
2.0 TDI (CSLA)		Diesel	RWD	1968	80	109	05.11-12.16	■
2.0 TDI (CSLB)	PR 0WF	Diesel	RWD	1968	84	114	11.13-12.16	■
2.0 TDI (CKTC)		Diesel	RWD	1968	100	136	05.11-12.16	■
2.0 TDI (CKUC)		Diesel	RWD	1968	105	142	10.11-12.16	■
2.0 TDI (CKUB)		Diesel	RWD	1968	120	163	07.11-12.16	■
2.0 TDI (CSNA)		Diesel	RWD	1968	120	163	07.11-12.16	■
2.0 TDI 4motion (CKUB)		Diesel	4WD	1968	120	163	07.11-12.16	■
2.0 TDI 4motion (CSNA)		Diesel	4WD	1968	120	163	07.11-12.16	■
2.5 TDI (BJJ)		Diesel	RWD	2461	65	88	04.06-07.11	■
2.5 TDI (CEBA)		Diesel	RWD	2461	65	88	04.06-07.11	■
2.5 TDI (BJK)		Diesel	RWD	2461	80	109	04.06-05.13	■
2.5 TDI (CEBB)		Diesel	RWD	2461	80	109	04.06-05.13	■
2.5 TDI (BJL)		Diesel	RWD	2461	100	136	04.06-05.13	■
2.5 TDI (CECA)		Diesel	RWD	2461	100	136	04.06-05.13	■
2.5 TDI (BJM)		Diesel	RWD	2461	120	163	04.06-07.11	■
2.5 TDI (CECB)		Diesel	RWD	2461	120	163	04.06-07.11	■