

LISTA DE APLICACIONES - BUYERS GUIDE

141786

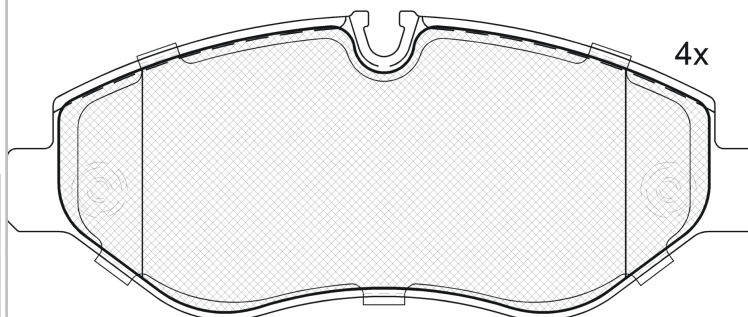


8 424073 095725

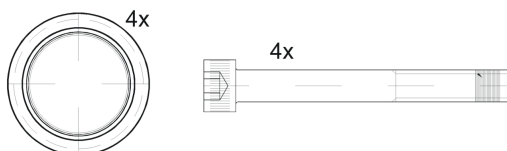
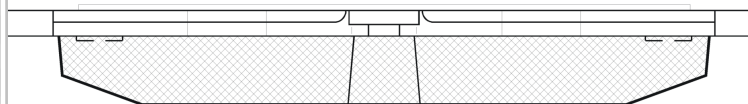
Qty: 300

Weight: 2.585

O.E.M.	MAKE
004 420 67 20	MERCEDES-BENZ
004 420 83 20	MERCEDES-BENZ
005 420 21 20	MERCEDES-BENZ
005 420 52 20	MERCEDES-BENZ
005 420 70 20	MERCEDES-BENZ
006 420 84 20	MERCEDES-BENZ
008 420 50 20	MERCEDES-BENZ
2E0 698 151	VW
2E0 698 151 B	VW
2E0 698 151 E	VW
2E0 698 151 H	VW
68006732AA	DODGE
68006732AB	DODGE
906 421 00 10	MERCEDES-BENZ
906 421 04 00	MERCEDES-BENZ
906 421 16 00	MERCEDES-BENZ
910 420 40 00	MERCEDES-BENZ
910 420 76 00	MERCEDES-BENZ
JZW 698 151 AB	VW



Loose Shims



2 - Ref. 690142 E

141786



90R-01111/1674



Brembo PF 2.4

163.2x66.8x20.9

WVA	FMSI
29192	D1316-8430
	D1693-8430
MAKE	
DODGE	
FREIGHTLINER	
MERCEDES-BENZ	
MERCEDES-BENZ (FJDA)	
VW	



Trac.	CC	Kw	CV	
				Front / Rear

DODGE

SPRINTER (U.S.A.) 01.03-

Van (LCVs-N1 Segment)

2.7 2500	01/07-	Diesel	RWD	2695	113	154	01.03-	■
2.7 2500	01/07-	Diesel	RWD	2695	113	154	01.03-	■

SPRINTER 2500 (U.S.A.) 09.06-12.10

Bus (Minibus-M2-Segment)

3.5 (EG2)		Gasolina	RWD	3498	190	258	09.06-12.08	■
3.0 D (EXM)		Diesel	RWD	2987	115	156	09.06-12.09	■

SPRINTER 2500 (U.S.A.) 09.05-12.07

Platform/Chassis (LCVs-N1 Segment)

3.5		Gasolina	RWD	3498	189	257	09.06-12.08	■
3.0 D (EXM)		Diesel	RWD	2987	115	156	09.06-12.09	■

SPRINTER 2500 (U.S.A.) 09.05-12.10

Van (LCVs-N1 Segment)

3.5 (EG2)		Gasolina	RWD	3498	190	258	09.06-12.08	■
3.0 D (EXM)		Diesel	RWD	2987	115	156	09.06-12.09	■

SPRINTER 3500 (U.S.A.) 09.06-12.10

Bus (Minibus-M2-Segment)

3.5 (EG2)		Gasolina	RWD	3498	189	257	09.06-12.07	■
3.0 D (EXM)		Diesel	RWD	2987	115	156	09.06-12.07	■

SPRINTER 3500 (U.S.A.) 09.06-12.10

Van (LCVs-N1 Segment)

3.5 (EG2)		Gasolina	RWD	3498	189	257	09.06-12.08	■
3.0 D (EXM)		Diesel	RWD	2987	115	156	09.06-12.09	■

FREIGHTLINER

SPRINTER 2500 (U.S.A.) 09.06-

Bus (Minibus-M2-Segment)

3.5 (EG2)		Gasolina	RWD	3498	200	272	09.06-12.08	■
-----------	--	----------	-----	------	-----	-----	-------------	---

LISTA DE APLICACIONES - BUYERS GUIDE

2.1 CDI (OM 651.955)		Diesel	RWD	2143	120	163	09.13-	■
2.1 CDI 4WD (OM 651.955)		Diesel	4WD	2143	120	163	09.14-	■
3.0 CDI (EXM)		Diesel	RWD	2987	140	190	09.10-	■
3.0 CDI		Diesel	RWD	2987	140	190	09.14-	■
3.0 CDI		Diesel	RWD	2987	160	218	09.06-12.10	■
SPRINTER 2500 (U.S.A.) 09.06-12.07					Platform/Chassis (LCVs-N1 Segment)			
3.5		Gasolina	RWD	3498	200	272	09.06-12.07	■
3.0 D (EXM,OM 642.993)		Diesel	RWD	2987	135	184	09.06-12.07	■
SPRINTER 2500 09.06-					Van (LCVs-N1 Segment)			
2.1 CDI		Diesel	RWD	2143	120	163	09.13-	■
2.1 CDI (OM 651.955)		Diesel	RWD	2143	120	163	09.13-	■
2.1 CDI 4WD (OM 651.955)		Diesel	4WD	2143	120	163	09.14-	■
2.1 CDI 4WD (OM 651.955)		Diesel	4WD	2143	120	163	09.14-	■
3.0 CDI (EXM)		Diesel	RWD	2987	140	190	09.13-	■
3.0 CDI		Diesel	RWD	2987	140	190	09.14-	■
3.0 CDI		Diesel	RWD	2987	140	190	09.14-	■
3.0 CDI (EXM)		Diesel	RWD	2987	140	190	09.10-	■
3.0 D		Diesel	RWD	2987	160	218	09.06-12.10	■
3.5 (EG2)		Diesel	RWD	3498	200	272	09.06-12.08	■
SPRINTER 3500 (U.S.A.) 09.06-					Bus (Minibus-M2-Segment)			
3.5 (EG2)		Gasolina	RWD	3498	200	272	09.06-12.07	■
2.1 CDI (OM 651.955)		Diesel	RWD	2143	120	163	09.13-	■
3.0 CDI (EXM, OM 642.993)		Diesel	RWD	2987	135	184	09.06-12.07	■
3.0 CDI		Diesel	RWD	2987	160	218	09.06-12.07	■
SPRINTER 3500 (U.S.A.) 09.06-					Platform/Chassis (LCVs-N1 Segment)			
3.5		Gasolina	RWD	3498	200	272	09.06-12.08	■
2.1 CDI (OM 651.955)		Diesel	RWD	2143	120	163	09.13-	■
2.1 CDI 4WD (OM 651.955)		Diesel	4WD	2143	120	163	09.14-	■
3.0 CDI (EXM)		Diesel	RWD	2987	140	190	09.10-	■
3.0 CDI 4WD (EXM)		Diesel	4WD	2987	140	190	09.14-	■
3.0 D		Diesel	RWD	2987	160	218	09.06-12.10	■
SPRINTER 3500 09.06-					Van (LCVs-N1 Segment)			
3.5 (EG2)		Gasolina	RWD	3498	190	258	09.06-12.08	■
2.1 CDI (OM 651.955)		Diesel	RWD	2143	120	163	09.13-	■
2.1 CDI		Diesel	RWD	2143	120	163	09.13-	■
2.1 CDI 4WD (OM 651.955)		Diesel	4WD	2143	120	163	09.14-	■
2.1 CDI 4WD (OM 651.955)		Diesel	4WD	2143	120	163	09.14-	■
3.0 CDI (EXM)		Diesel	RWD	2987	140	190	09.13-	■
3.0 CDI (EXM)		Diesel	RWD	2987	140	190	09.10-	■
3.0 CDI 4WD (EXM)		Diesel	4WD	2987	140	190	09.14-	■
3.0 CDI 4WD (EXM)		Diesel	4WD	2987	140	190	09.14-	■
3.0 D		Diesel	RWD	2987	160	218	09.06-12.10	■
MERCEDES-BENZ								
EQV (W447) 06.20-					Bus (Minibus-M2-Segment)			
EQV 250 (447.813, 447.815)		Eléctrico	FWD		150	204	11.21-	■
EQV 300 (447.813, 447.815) (EM 780.701)		Eléctrico	FWD		150	204	06.20-	■
MARCO POLO Camper (W447) 03.15-					Bus (Minibus-M2-Segment)			
160 CDI (447.703) (OM 622.951)	SA ME0,MX1, SA MX2, Weig. 2800	Diesel	FWD	1598	65	88	03.15-	■

LISTA DE APLICACIONES - BUYERS GUIDE

180 CDI (447.703) (OM 622.951)	SA ME0,MX1, SA MX2, Weig. 2800	Diesel	FWD	1598	84	114	03.15-	■
170 CDI (447.703) (OM 622.851)	SA ME0,MX1, SA MX2, Weig. 2800	Diesel	FWD	1749	75	102	06.20-	■
200 CDI (447.703) (OM 622.851)	SA ME0,MX1, SA MX2, Weig. 2800	Diesel	FWD	1749	100	136	06.20-	■
200 CDI (447.703, 447.813) (OM 654.920)	SA ME0,MX1, SA MX2, Weig. 2800, discØ 300	Diesel	RWD	1950	100	136	03.19-	■
200 CDI 4-matic (447.703, 447.813) (OM 654.920)	SA ME0,MX1, SA MX2, Weig. 2800, discØ 300	Diesel	4WD	1950	100	136	03.19-	■
220 CDI (447.703, 447.813) (OM 654.920)	SA ME0,MX1, SA MX2, Weig. 2800, discØ 300	Diesel	RWD	1950	120	163	03.19-	■
220 CDI 4-matic (447.703, 447.813) (OM 654.920)	SA ME0,MX1, SA MX2, Weig. 2800, discØ 300	Diesel	4WD	1950	120	163	03.19-	■
250 CDI (447.703, 447.813) (OM 654.920)	SA ME0,MX1, SA MX2, Weig. 2800, discØ 300	Diesel	RWD	1950	140	190	03.19-	■
250 CDI 4-matic (447.703, 447.813) (OM 654.920)	SA ME0,MX1, SA MX2, Weig. 2800, discØ 300	Diesel	4WD	1950	140	190	03.19-	■
300 CDI (447.813, 447.703) (15E4E)	discØ 300	Diesel	RWD	1950	174	237	01.21-	■
300 CDI 4-matic (447.813, 447.703)	discØ 300	Diesel	4WD	1950	174	237	01.21-	■
300 CDI (447.813, 447.703) (OM 654.920)	SA ME0,MX1, SA MX2, Weig. 2800, discØ 300	Diesel	RWD	1950	176	239	03.19-12.20	■
300 CDI 4-matic (447.813, 447.703) (OM 654.920)	SA ME0,MX1, SA MX2, Weig. 2800, discØ 300	Diesel	4WD	1950	176	239	03.19-12.20	■
200 CDI (447.703, 447.813) (OM 651.950)	SA ME0,MX1, SA MX2, Weig. 2800, discØ 300	Diesel	RWD	2143	100	136	03.15-	■
200 CDI 4-matic (447.703, 447.813) (OM 651.950)	SA ME0,MX1, SA MX2, Weig. 2800, discØ 300	Diesel	4WD	2143	100	136	03.15-	■
220 CDI (447.703, 447.813) (OM 651.950)	SA ME0,MX1, SA MX2, Weig. 2800, discØ 300	Diesel	RWD	2143	120	163	03.15-	■
220 CDI 4-matic (447.703, 447.813) (OM 651.950)	SA ME0,MX1, SA MX2, Weig. 2800, discØ 300	Diesel	4WD	2143	120	163	03.15-	■
250 CDI (447.703, 447.813) (OM 651.950)	SA ME0,MX1, SA MX2, Weig. 2800, discØ 300	Diesel	RWD	2143	140	190	03.15-	■
250 CDI 4-matic (447.703, 447.813) (OM 651.950)	SA ME0,MX1, SA MX2, Weig. 2800, discØ 300	Diesel	4WD	2143	140	190	03.15-	■
SPRINTER II 3-Ton. (B906) 06.06-					Bus (Minibus-M2-Segment)			
216 (906.713) (M 271.951)		Gasolina	RWD	1796	115	156	03.09-12.18	■
224 (906.713) (M 272.979)		Gasolina	RWD	3498	190	258	06.06-12.13	■
210 CDI (906.711, 906.713) (OM 651.955)		Diesel	RWD	2143	70	95	03.09-12.16	■
211 CDI (906.711, 906.713) (OM 651.955)		Diesel	RWD	2143	84	114	04.16-12.18	■
213 CDI (906.711, 906.713) (OM 651.955)		Diesel	RWD	2143	95	129	06.06-12.16	■
214 CDI (906.711, 906.713) (OM 651.955)		Diesel	RWD	2143	105	143	04.16-12.18	■
216 CDI (906.711, 906.713) (OM 651.955)		Diesel	RWD	2143	120	163	06.09-12.18	■
216 CDI (906.711, 906.713) (OM 651.957)		Diesel	RWD	2143	120	163	06.09-12.18	■
209 CDI (906.711, 906.713)		Diesel	RWD	2148	65	88	04.12-12.19	■
211 CDI (906.711, 906.713) (OM 646.985)		Diesel	RWD	2148	80	109	06.06-12.09	■
215 CDI (906.711, 906.713) (OM 646.986)		Diesel	RWD	2148	110	150	06.06-12.09	■
215 CDI (906.711, 906.713) (OM 646.989)		Diesel	RWD	2148	110	150	06.06-12.09	■
215 CDI (906.711, 906.713) (OM 646.990)		Diesel	RWD	2148	110	150	06.06-12.09	■
218 CDI (906.711, 906.713)		Diesel	RWD	2987	135	184	04.12-12.18	■
SPRINTER II 3-Ton. (B906) 06.06-					Platform/Chassis (LCVs-N1 Segment)			
216 (906.113, 906.213) (M 271.951)		Gasolina	RWD	1796	115	156	09.08-12.18	■
224 (906.113, 906.213) (M 272.979)		Gasolina	RWD	3498	190	258	06.06-12.16	■
210 CDI (906.111, 906.113, 906.211, 906.213) (OM 651.955)	SA ZM1	Diesel	RWD	2143	70	95	03.09-12.16	■
211 CDI (906.111, 906.113, 906.211, 906.213) (OM 651.955)		Diesel	RWD	2143	84	114	04.16-12.18	■
213 CDI (906.111, 906.113, 906.211, 906.213) (OM 651.955)	SA ZM1	Diesel	RWD	2143	95	129	03.09-12.16	■
213 CDI (906.111, 906.113, 906.211, 906.213) (OM 651.957)	SA ZM1	Diesel	RWD	2143	95	129	03.09-12.16	■

LISTA DE APLICACIONES - BUYERS GUIDE

214 CDI (906.111, 906.113, 906.211, 906.213) (OM 651.955)		Diesel	RWD	2143	105	143	04.16-12.18	■
216 CDI (906.111, 906.113, 906.211, 906.213) (OM 651.957)	SA ZM1	Diesel	RWD	2143	120	163	03.09-12.18	■
209 CDI (906.111, 906.113, 906.211, 906.213) (OM 646.984)		Diesel	RWD	2148	65	88	06.06-12.09	■
211 CDI (906.111, 906.113, 906.211, 906.213) (OM 646.985)		Diesel	RWD	2148	80	109	06.06-12.09	■
213 CDI (906.111, 906.113, 906.211, 906.213) (OM 646.986)		Diesel	RWD	2148	95	129	06.06-12.09	■
215 CDI (906.111, 906.113, 906.211, 906.213) (OM 646.986)		Diesel	RWD	2148	110	150	06.06-12.09	■
215 CDI (906.111, 906.113, 906.211, 906.213) (OM 646.989)		Diesel	RWD	2148	110	150	06.06-12.09	■
215 CDI (906.111, 906.113, 906.211, 906.213) (OM 646.990)		Diesel	RWD	2148	110	150	06.06-12.09	■
218 CDI (906.111, 906.113, 906.211, 906.213) (OM 642.896)		Diesel	RWD	2987	135	184	06.06-12.09	■
218 CDI (906.111, 906.113, 906.211, 906.213) (OM 642.992)		Diesel	RWD	2987	135	184	06.06-12.09	■
218 CDI (906.111, 906.113, 906.211, 906.213) (OM 642.993)		Diesel	RWD	2987	135	184	06.06-12.09	■
219 CDI / BlueTEC (906.111, 906.113, 906.211, 906.213) (OM 642.896)		Diesel	RWD	2987	140	190	03.09-12.18	■
219 CDI / BlueTEC (906.111, 906.113, 906.211, 906.213) (OM 642.992)		Diesel	RWD	2987	140	190	03.09-12.18	■
SPRINTER II 3-Ton. (B906) 06.06-					Van (LCVs-N1 Segment)			
216 (906.613) (M 271.951)		Gasolina	RWD	1796	115	156	09.08-12.18	■
224 (906.613) (M 272.979)		Gasolina	RWD	3498	190	258	06.06-12.16	■
210 CDI (906.611, 906.613) (OM 651.955)		Diesel	RWD	2143	70	95	03.09-12.16	■
211 CDI (906.611, 906.613) (OM 651.955)		Diesel	RWD	2143	84	114	04.16-12.18	■
213 CDI (906.611, 906.613) (OM 651.955)		Diesel	RWD	2143	95	129	06.06-12.16	■
213 CDI (906.611, 906.613) (OM 651.957)		Diesel	RWD	2143	95	129	06.06-12.16	■
214 CDI (906.611, 906.613) (OM 651.955)		Diesel	RWD	2143	105	143	04.16-12.18	■
216 CDI (906.611, 906.613) (OM 651.955)		Diesel	RWD	2143	120	163	03.09-12.18	■
216 CDI (906.611, 906.613) (OM 651.957)		Diesel	RWD	2143	120	163	03.09-12.18	■
209 CDI (906.611, 906.613) (OM 646.984)		Diesel	RWD	2148	65	88	06.06-12.09	■
211 CDI (906.611, 906.613) (OM 646.985)		Diesel	RWD	2148	80	109	06.06-12.09	■
213 CDI (906.611, 906.613) (OM 646.986)		Diesel	RWD	2148	95	129	06.06-12.09	■
215 CDI (906.611, 906.613) (OM 646.986)		Diesel	RWD	2148	110	150	06.06-12.09	■
215 CDI (906.611, 906.613) (OM 646.989)		Diesel	RWD	2148	110	150	06.06-12.09	■
215 CDI (906.611, 906.613) (OM 646.990)		Diesel	RWD	2148	110	150	06.06-12.09	■
218 CDI (906.611, 906.613) (OM 642.896)		Diesel	RWD	2987	135	184	06.06-12.09	■
218 CDI (906.611, 906.613) (OM 642.992)		Diesel	RWD	2987	135	184	06.06-12.09	■
219 CDI / BlueTEC (906.611, 906.613) (OM 642.896)		Diesel	RWD	2987	140	190	03.09-12.18	■
219 CDI / BlueTEC (906.611, 906.613) (OM 642.992)		Diesel	RWD	2987	140	190	03.09-12.18	■
SPRINTER II 3.5-Ton. (B906) 06.06-					Bus (Minibus-M2-Segment)			
316 (906.733, 906.735) (M 271.951)	not increas.payload	Gasolina	RWD	1796	115	156	09.08-12.18	■
324 (906.733, 906.735) (M 272.979)	not increas.payload	Gasolina	RWD	3498	190	258	06.06-12.16	■
316 LGT (M 271.951)	not increas.payload	Gasol./Gas (LPG)	RWD	1796	115	156	09.08-12.18	■
316 NGT (906.733) (M 271.951)	not increas.payload	Gasol./Gas (CNG)	RWD	1796	115	156	03.09-12.18	■
316 NGT (906.733, 906.735)		Gasol./Gas (CNG)	RWD	1796	115	156	09.08-	■
310 CDI (906.731, 906.733, 906.735) (OM 651.955)	not increas.payload	Diesel	RWD	2143	70	95	03.09-12.16	■

LISTA DE APLICACIONES - BUYERS GUIDE

310 CDI (906.731, 906.733, 906.735) (OM 651.956)	not increas.payload	Diesel	RWD	2143	70	95	03.09-12.16	■
311 CDI (906.731, 906.733, 906.735) (OM 651.955)	not increas.payload	Diesel	RWD	2143	84	114	05.16-12.18	■
313 CDI (906.731, 906.733, 906.735) (OM 651.955)	not increas.payload	Diesel	RWD	2143	95	129	08.11-12.16	■
313 CDI 4x4 (906.731, 906.733, 906.735) (OM 651.955)	not increas.payload	Diesel	4WD	2143	95	129	08.11-12.16	■
314 CDI (906.731, 906.733, 906.735) (OM 651.955)	not increas.payload	Diesel	RWD	2143	105	143	05.16-12.18	■
314 CDI 4x4 (906.731, 906.733, 906.735) (OM 651.955)	not increas.payload	Diesel	4WD	2143	105	143	05.16-12.18	■
315 CDI (906.733) (OM 651.957)	not increas.payload	Diesel	RWD	2143	110	150	06.13-09.20	■
315 CDI 4x4 (906.735) (OM 651.957)	not increas.payload	Diesel	4WD	2143	110	150	06.13-	■
316 CDI (906.731, 906.733, 906.735) (OM 651.955)	not increas.payload	Diesel	RWD	2143	120	163	08.11-12.18	■
316 CDI (906.731, 906.733, 906.735) (OM 651.957)	not increas.payload	Diesel	RWD	2143	120	163	08.11-12.18	■
316 CDI 4x4 (906.731, 906.733, 906.735) (OM 651.955)	not increas.payload	Diesel	4WD	2143	120	163	08.11-12.18	■
316 CDI 4x4 (906.731, 906.733, 906.735) (OM 651.957)	not increas.payload	Diesel	4WD	2143	120	163	08.11-12.18	■
309 CDI (906.731, 906.733, 906.735)	not increas.payload	Diesel	RWD	2148	65	88	04.12-12.19	■
311 CDI (906.731, 906.733, 906.735) (OM 646.985)	not increas.payload	Diesel	RWD	2148	80	109	06.06-12.09	■
311 CDI 4x4 (906.731, 906.733, 906.735) (OM 646.985)	not increas.payload	Diesel	4WD	2148	80	109	02.08-12.09	■
315 CDI (906.731, 906.733, 906.735) (OM 646.986)	not increas.payload	Diesel	RWD	2148	110	150	06.06-12.09	■
315 CDI (906.731, 906.733, 906.735) (OM 646.989)	not increas.payload	Diesel	RWD	2148	110	150	06.06-12.09	■
315 CDI (906.731, 906.733, 906.735) (OM 646.990)	not increas.payload	Diesel	RWD	2148	110	150	06.06-12.09	■
315 CDI 4x4 (906.731, 906.733, 906.735) (OM 646.986)	not increas.payload	Diesel	4WD	2148	110	150	02.08-12.09	■
315 CDI 4x4 (906.731, 906.733, 906.735) (OM 646.989)	not increas.payload	Diesel	4WD	2148	110	150	02.08-12.09	■
315 CDI 4x4 (906.731, 906.733, 906.735) (OM 646.990)	not increas.payload	Diesel	4WD	2148	110	150	02.08-12.09	■
318 CDI (906.731, 906.733, 906.735) (OM 642.896)	not increas.payload	Diesel	RWD	2987	135	184	02.08-12.09	■
318 CDI (906.731, 906.733, 906.735) (OM 642.986)	not increas.payload	Diesel	RWD	2987	135	184	02.08-12.09	■
318 CDI (906.731, 906.733, 906.735) (OM 642.992)	not increas.payload	Diesel	RWD	2987	135	184	02.08-12.09	■
318 CDI (906.731, 906.733, 906.735) (OM 642.993)	not increas.payload	Diesel	RWD	2987	135	184	02.08-12.09	■
318 CDI 4x4 (906.731, 906.733, 906.735) (OM 642.896)	not increas.payload	Diesel	4WD	2987	135	184	02.08-12.09	■
318 CDI 4x4 (906.731, 906.733, 906.735) (OM 642.986)	not increas.payload	Diesel	4WD	2987	135	184	02.08-12.09	■
318 CDI 4x4 (906.731, 906.733, 906.735) (OM 642.992)	not increas.payload	Diesel	4WD	2987	135	184	02.08-12.09	■
318 CDI 4x4 (906.731, 906.733, 906.735) (OM 642.993)	not increas.payload	Diesel	4WD	2987	135	184	02.08-12.09	■
319 CDI / BlueTEC (906.731, 906.733, 906.735) (OM 642.896)	not increas.payload	Diesel	RWD	2987	140	190	03.09-12.18	■
319 CDI / BlueTEC (906.731, 906.733, 906.735) (OM 642.898)	not increas.payload	Diesel	RWD	2987	140	190	03.09-12.18	■
319 CDI / BlueTEC (906.731, 906.733, 906.735) (OM 642.986)	not increas.payload	Diesel	RWD	2987	140	190	03.09-12.18	■
319 CDI / BlueTEC (906.731, 906.733, 906.735) (OM 642.992)	not increas.payload	Diesel	RWD	2987	140	190	03.09-12.18	■
319 CDI / BlueTEC 4x4 (906.731, 906.733, 906.735) (OM 642.896)	not increas.payload	Diesel	4WD	2987	140	190	03.09-12.18	■
319 CDI / BlueTEC 4x4 (906.731, 906.733, 906.735) (OM 642.898)	not increas.payload	Diesel	4WD	2987	140	190	03.09-12.18	■
319 CDI / BlueTEC 4x4 (906.731, 906.733, 906.735) (OM 642.986)	not increas.payload	Diesel	4WD	2987	140	190	03.09-12.18	■

LISTA DE APLICACIONES - BUYERS GUIDE

319 CDI / BlueTEC 4x4 (906.731, 906.733, 906.735) (OM 642.992)	not increas.payload	Diesel	4WD	2987	140	190	03.09-12.18	■
SPRINTER II 3.5-Ton. (B906) 06.06-					Platform/Chassis (LCVs-N1 Segment)			
316 (906.133, 906.135, 906.233, 906.235) (M 271.951)	SA ZM1, not increas.payload	Gasolina	RWD	1796	115	156	09.08-12.18	■
316 NGT (906.133, 906.135, 906.233, 906.235)		Gasolina	FWD	1796	115	156	09.08-	■
324 (906.133, 906.135, 906.233, 906.235, 906.132,... (M 272.979)	SA ZM1, not increas.payload	Gasolina	RWD	3498	190	258	06.06-12.16	■
316 LGT (906.133, 906.135, 906.233, 906.235) (M 271.951)	SA ZM1, not increas.payload	Gasol./G as (LPG)	RWD	1796	115	156	01.11-12.18	■
316 NGT (906.133, 906.135, 906.233, 906.235) (M 271.951)	SA ZM1, not increas.payload	Gasol./G as (CNG)	RWD	1796	115	156	09.08-12.18	■
310 CDI (906.131, 906.133, 906.135, 906.231, 906.233,... (OM 651.955)	SA ZM1, not increas.payload	Diesel	RWD	2143	70	95	03.09-12.16	■
311 CDI (906.131, 906.133, 906.135, 906.231, 906.233,... (OM 651.955)	SA ZM1, not increas.payload	Diesel	RWD	2143	84	114	05.16-12.18	■
311 CDI (906.133)	SA ZM1, not increas.payload	Diesel	RWD	2143	84	114	05.16-	■
313 CDI (906.131, 906.133, 906.135, 906.231, 906.233,... (OM 651.955)	SA ZM1, not increas.payload	Diesel	RWD	2143	95	129	06.06-12.16	■
313 CDI (906.131, 906.133, 906.135, 906.231, 906.233,... (OM 651.956)	SA ZM1, not increas.payload	Diesel	RWD	2143	95	129	06.06-12.16	■
313 CDI 4x4 (906.131, 906.133, 906.135, 906.231, 906.233,... (OM 651.955)	SA ZM1, not increas.payload, Eq.V_ CR 30,CR 35	Diesel	4WD	2143	95	129	06.06-12.16	■
314 CDI (906.131, 906.133, 906.135, 906.231, 906.233,... (OM 651.955)	SA ZM1, not increas.payload	Diesel	RWD	2143	105	143	04.16-12.18	■
314 CDI 4x4 (906.131, 906.133, 906.135, 906.231, 906.233,... (OM 651.955)	SA ZM1, not increas.payload	Diesel	4WD	2143	105	143	05.16-12.18	■
316 CDI (906.131, 906.133, 906.135, 906.231, 906.233,... (OM 651.955)	SA ZM1, not increas.payload	Diesel	RWD	2143	120	163	03.09-12.18	■
316 CDI (906.131, 906.133, 906.135, 906.231, 906.233,... (OM 651.957)	SA ZM1, not increas.payload	Diesel	RWD	2143	120	163	03.09-12.18	■
316 CDI 4x4 (906.131, 906.133, 906.135, 906.231, 906.233,... (OM 651.955)	SA ZM1, not increas.payload	Diesel	4WD	2143	120	163	03.09-12.18	■
316 CDI 4x4 (906.131, 906.133, 906.135, 906.231, 906.233,... (OM 651.957)	SA ZM1, not increas.payload	Diesel	4WD	2143	120	163	03.09-12.18	■
309 CDI (906.131, 906.133, 906.135, 906.231, 906.233,... (OM 646.984)	SA ZM1, not increas.payload	Diesel	RWD	2148	65	88	06.06-12.09	■
311 CDI (906.131, 906.133, 906.135, 906.231, 906.233,... (OM 646.985)	SA ZM1, not increas.payload	Diesel	RWD	2148	80	109	06.06-12.09	■
311 CDI 4x4 (906.131, 906.133, 906.135, 906.231, 906.233,... (OM 646.985)	SA ZM1, not increas.payload	Diesel	4WD	2148	80	109	02.08-12.09	■
313 CDI (906.131, 906.133, 906.135, 906.231, 906.233,... (OM 646.986)	SA ZM1, not increas.payload	Diesel	RWD	2148	95	129	06.06-05.16	■
315 CDI (906.131, 906.133, 906.135, 906.231, 906.233,... (OM 646.986)	SA ZM1, not increas.payload	Diesel	RWD	2148	110	150	06.06-12.09	■
315 CDI (906.131, 906.133, 906.135, 906.231, 906.233,... (OM 646.989)	SA ZM1, not increas.payload	Diesel	RWD	2148	110	150	06.06-12.09	■
315 CDI (906.131, 906.133, 906.135, 906.231, 906.233,... (OM 646.990)	SA ZM1, not increas.payload	Diesel	RWD	2148	110	150	06.06-12.09	■
315 CDI 4x4 (906.131, 906.133, 906.135, 906.231, 906.233,... (OM 646.986)	SA ZM1, not increas.payload	Diesel	4WD	2148	110	150	02.08-12.09	■
315 CDI 4x4 (906.131, 906.133, 906.135, 906.231, 906.233,... (OM 646.989)	SA ZM1, not increas.payload	Diesel	4WD	2148	110	150	02.08-12.09	■
315 CDI 4x4 (906.131, 906.133, 906.135, 906.231, 906.233,... (OM 646.990)	SA ZM1, not increas.payload	Diesel	4WD	2148	110	150	02.08-12.09	■
311 CDI	not increas.payload	Diesel	RWD	2150	85	116	06.11-	■
318 CDI (906.131, 906.133, 906.135, 906.231, 906.233,... (OM 642.896)	SA ZM1, not increas.payload	Diesel	RWD	2987	135	184	06.06-12.09	■
318 CDI (906.131, 906.133, 906.135, 906.231, 906.233,... (OM 642.992)	SA ZM1, not increas.payload	Diesel	RWD	2987	135	184	06.06-12.09	■
318 CDI (906.131, 906.133, 906.135, 906.231, 906.233,... (OM 642.993)	SA ZM1, not increas.payload	Diesel	RWD	2987	135	184	06.06-12.09	■
318 CDI 4x4 (906.131, 906.133, 906.135, 906.231, 906.233,... (OM 642.896)	SA ZM1, not increas.payload	Diesel	4WD	2987	135	184	02.08-12.09	■
318 CDI 4x4 (906.131, 906.133, 906.135, 906.231, 906.233,... (OM 642.992)	SA ZM1, not increas.payload	Diesel	4WD	2987	135	184	02.08-12.09	■
318 CDI 4x4 (906.131, 906.133, 906.135, 906.231, 906.233,... (OM 642.993)	SA ZM1, not increas.payload	Diesel	4WD	2987	135	184	02.08-12.09	■

LISTA DE APLICACIONES - BUYERS GUIDE

319 CDI / BlueTEC (906.131, 906.133, 906.135, 906.231,... (OM 642.896)	SA ZM1, not increas.payload	Diesel	RWD	2987	140	190	03.09-12.18	■
319 CDI / BlueTEC (906.131, 906.133, 906.135, 906.231,... (OM 642.898)	SA ZM1, not increas.payload	Diesel	RWD	2987	140	190	03.09-12.18	■
319 CDI / BlueTEC (906.131, 906.133, 906.135, 906.231,... (OM 642.992)	SA ZM1, not increas.payload	Diesel	RWD	2987	140	190	03.09-12.18	■
319 CDI / BlueTEC 4x4 (906.731, 906.733, 906.735) (OM 642.896)	SA ZM1, not increas.payload	Diesel	4WD	2987	140	190	03.09-12.18	■
319 CDI / BlueTEC 4x4 (906.731, 906.733, 906.735) (OM 642.898)	SA ZM1, not increas.payload	Diesel	4WD	2987	140	190	03.09-12.18	■
319 CDI / BlueTEC 4x4 (906.731, 906.733, 906.735) (OM 642.992)	SA ZM1, not increas.payload	Diesel	4WD	2987	140	190	03.09-12.18	■
SPRINTER II 3.5-Ton. (B906) 06.06-					Van (LCVs-N1 Segment)			
316 (906.635, 906.633) (M 271.951)	not increas.payload	Gasolina	RWD	1796	115	156	09.08-12.18	■
316 NGT		Gasolina	FWD	1796	115	156	09.08-	■
324 (906.633, 906.635, 906.637) (M 272.979)	not increas.payload	Gasolina	RWD	3498	190	258	06.06-12.16	■
316 LGT (906.633, 906.635) (M 271.951)	not increas.payload	Gasol./Gas (LPG)	RWD	1796	115	156	01.11-12.18	■
316 NGT (906.633, 906.635) (M 271.951)	not increas.payload	Gasol./Gas (CNG)	RWD	1796	115	156	09.08-12.18	■
310 CDI (906.631, 906.633, 906.635, 906.637) (OM 651.955)	not increas.payload	Diesel	RWD	2143	70	95	03.09-12.16	■
311 CDI (906.631, 906.633, 906.635, 906.637) (OM 651.955)	not increas.payload	Diesel	RWD	2143	84	114	05.16-12.18	■
313 CDI (906.631, 906.633, 906.635, 906.637) (OM 651.940)	not increas.payload	Diesel	RWD	2143	95	129	05.09-12.16	■
313 CDI (906.631, 906.633, 906.635, 906.637) (OM 651.955)	not increas.payload	Diesel	RWD	2143	95	129	05.09-12.16	■
313 CDI 4x4 (906.631, 906.633, 906.635, 906.637) (OM 651.955)	not increas.payload	Diesel	4WD	2143	95	129	03.09-12.16	■
314 CDI (906.631, 906.633, 906.635, 906.637) (OM 651.955)	not increas.payload	Diesel	RWD	2143	105	143	05.16-12.18	■
314 CDI 4x4 (906.631, 906.633, 906.635, 906.637) (OM 651.955)	not increas.payload	Diesel	4WD	2143	105	143	05.16-12.18	■
315 CDI (906.633, 906.637) (OM 651.955)	not increas.payload	Diesel	RWD	2143	110	150	12.14-09.20	■
316 CDI (906.631, 906.633, 906.635, 906.637) (OM 651.955)	not increas.payload	Diesel	RWD	2143	120	163	03.09-12.18	■
316 CDI (906.631, 906.633, 906.635, 906.637) (OM 651.957)	not increas.payload	Diesel	RWD	2143	120	163	03.09-12.18	■
316 CDI 4x4 (906.631, 906.633, 906.635, 906.637) (OM 651.955)	not increas.payload	Diesel	4WD	2143	120	163	03.09-12.18	■
316 CDI 4x4 (906.631, 906.633, 906.635, 906.637) (OM 651.957)	not increas.payload	Diesel	4WD	2143	120	163	03.09-12.18	■
309 CDI (906.631, 906.633, 906.635, 906.637) (OM 646.984)	not increas.payload	Diesel	RWD	2148	65	88	06.06-12.09	■
311 CDI (906.631, 906.633, 906.635, 906.637) (OM 646.985)	not increas.payload	Diesel	RWD	2148	80	109	06.06-12.09	■
311 CDI 4x4 (906.631, 906.633, 906.635, 906.637) (OM 646.985)	not increas.payload	Diesel	4WD	2148	80	109	02.08-12.09	■
313 CDI (906.631, 906.633, 906.635, 906.637) (OM 646.986)	not increas.payload	Diesel	RWD	2148	95	129	06.06-12.16	■
315 CDI (906.631, 906.633, 906.635, 906.637) (OM 646.986)	not increas.payload	Diesel	RWD	2148	110	150	06.06-12.09	■
315 CDI (906.631, 906.633, 906.635, 906.637) (OM 646.989)	not increas.payload	Diesel	RWD	2148	110	150	06.06-12.09	■
315 CDI (906.631, 906.633, 906.635, 906.637) (OM 646.990)	not increas.payload	Diesel	RWD	2148	110	150	06.06-12.09	■
315 CDI 4x4 (906.631, 906.633, 906.635, 906.637) (OM 646.986)	not increas.payload	Diesel	4WD	2148	110	150	02.08-12.09	■
315 CDI 4x4 (906.631, 906.633, 906.635, 906.637) (OM 646.989)	not increas.payload	Diesel	4WD	2148	110	150	02.08-12.09	■
315 CDI 4x4 (906.631, 906.633, 906.635, 906.637) (OM 646.990)	not increas.payload	Diesel	4WD	2148	110	150	02.08-12.09	■
318 CDI (906.631, 906.633, 906.635, 906.637) (OM 642.896)	not increas.payload	Diesel	RWD	2987	135	184	06.06-12.09	■
318 CDI (906.631, 906.633, 906.635, 906.637) (OM 642.986)	not increas.payload	Diesel	RWD	2987	135	184	06.06-12.09	■

LISTA DE APLICACIONES - BUYERS GUIDE

318 CDI (906.631, 906.633, 906.635, 906.637) (OM 642.992)	not increas.payload	Diesel	RWD	2987	135	184	06.06-12.09	■
318 CDI (906.631, 906.633, 906.635, 906.637) (OM 642.993)	not increas.payload	Diesel	RWD	2987	135	184	06.06-12.09	■
318 CDI 4x4 (906.631, 906.633, 906.635, 906.637) (OM 642.896)	not increas.payload	Diesel	4WD	2987	135	184	02.08-12.09	■
318 CDI 4x4 (906.631, 906.633, 906.635, 906.637) (OM 642.986)	not increas.payload	Diesel	4WD	2987	135	184	02.08-12.09	■
318 CDI 4x4 (906.631, 906.633, 906.635, 906.637) (OM 642.992)	not increas.payload	Diesel	4WD	2987	135	184	02.08-12.09	■
318 CDI 4x4 (906.631, 906.633, 906.635, 906.637) (OM 642.993)	not increas.payload	Diesel	4WD	2987	135	184	02.08-12.09	■
319 CDI / BlueTEC (906.631, 906.633, 906.635, 906.637) (OM 642.896)	not increas.payload	Diesel	RWD	2987	140	190	03.09-12.18	■
319 CDI / BlueTEC (906.631, 906.633, 906.635, 906.637) (OM 642.898)	not increas.payload	Diesel	RWD	2987	140	190	03.09-12.18	■
319 CDI / BlueTEC (906.631, 906.633, 906.635, 906.637) (OM 642.986)	not increas.payload	Diesel	RWD	2987	140	190	03.09-12.18	■
319 CDI / BlueTEC (906.631, 906.633, 906.635, 906.637) (OM 642.992)	not increas.payload	Diesel	RWD	2987	140	190	03.09-12.18	■
319 CDI / BlueTEC 4x4 (906.731, 906.733, 906.735) (OM 642.896)	not increas.payload	Diesel	4WD	2987	140	190	03.09-12.18	■
319 CDI / BlueTEC 4x4 (906.731, 906.733, 906.735) (OM 642.898)	not increas.payload	Diesel	4WD	2987	140	190	03.09-12.18	■
319 CDI / BlueTEC 4x4 (906.731, 906.733, 906.735) (OM 642.986)	not increas.payload	Diesel	4WD	2987	140	190	03.09-12.18	■
319 CDI / BlueTEC 4x4 (906.731, 906.733, 906.735) (OM 642.992)	not increas.payload	Diesel	4WD	2987	140	190	03.09-12.18	■
SPRINTER II 4,6-Ton. (B906) 06.06-					Platform/Chassis (LCVs-N1 Segment)			
413 CDI (906.153, 906.155, 906.253, 906.255) (OM 651.955)	SA ZM1	Diesel	RWD	2143	95	129	06.06-12.16	■
414 CDI (906.153, 906.155, 906.253, 906.255)	noSA ZM1	Diesel	RWD	2143	105	143	05.16-12.18	■
419 CDI (906.153, 906.155, 906.253, 906.255) (OM 642.896)	SA ZM1	Diesel	RWD	2987	140	190	03.09-12.18	■
419 CDI (906.153, 906.155, 906.253, 906.255) (OM 642.898)	SA ZM1	Diesel	RWD	2987	140	190	03.09-12.18	■
419 CDI (906.153, 906.155, 906.253, 906.255) (OM 642.986)	SA ZM1	Diesel	RWD	2987	140	190	03.09-12.18	■
419 CDI (906.153, 906.155, 906.253, 906.255) (OM 642.992)	SA ZM1	Diesel	RWD	2987	140	190	03.09-12.18	■
SPRINTER II 4,6-Ton. (B906) 06.06-					Van (LCVs-N1 Segment)			
413 CDI (906.653, 906.655, 906.657) (OM 651.955)		Diesel	RWD	2143	95	129	06.06-12.16	■
413 CDI (906.653, 906.655, 906.657) (OM 651.956)		Diesel	RWD	2143	95	129	06.06-12.16	■
414 CDI (906.653, 906.655, 906.657) (OM 651.955)		Diesel	RWD	2143	105	143	05.16-12.18	■
414 CDI 4x4 (906.653, 906.655, 906.657) (OM 651.955)		Diesel	4WD	2143	105	143	05.16-12.18	■
416 CDI (906.653, 906.655, 906.657, 906.633, 906.635,...) (OM 651.955)		Diesel	RWD	2143	120	163	03.09-12.18	■
416 CDI (906.653, 906.655, 906.657, 906.633, 906.635,...) (OM 651.957)		Diesel	RWD	2143	120	163	03.09-12.18	■
416 CDI 4x4 (906.655, 906.657) (OM 651.955)		Diesel	4WD	2143	120	163	11.13-12.18	■
416 CDI 4x4 (906.655, 906.657) (OM 651.957)		Diesel	4WD	2143	120	163	11.13-12.18	■
419 CDI (906.653, 906.655, 906.657) (OM 642.896)		Diesel	RWD	2987	140	190	03.09-12.18	■
419 CDI (906.653, 906.655, 906.657) (OM 642.992)		Diesel	RWD	2987	140	190	03.09-12.18	■
SPRINTER II 5-Ton. (B906) 06.06-					Bus (Minibus-M2-Segment)			
513 CDI (906.655, 906.657) (OM 651.955)		Diesel	RWD	2143	95	129	03.09-12.16	■
516 CDI (906.655, 906.657) (OM 651.955)		Diesel	RWD	2143	120	163	03.09-12.18	■
519 CDI (906.655, 906.657) (OM 642.896)		Diesel	RWD	2987	140	190	03.09-12.18	■

LISTA DE APLICACIONES - BUYERS GUIDE

SPRINTER II 5-Ton. (B906) 06.06-					Platform/Chassis (LCVs-N1 Segment)			
510 CDI (906.153, 906.155, 906.253, 906.255) (OM 651.955)	SA ZM1	Diesel	RWD	2143	70	95	03.09-12.16	■
513 CDI (906.155, 906.253, 906.255, 906.153) (OM 651.955)	SA ZM1	Diesel	RWD	2143	95	129	06.06-12.16	■
513 CDI (906.155, 906.253, 906.255, 906.153) (OM 651.957)	SA ZM1	Diesel	RWD	2143	95	129	06.06-12.16	■
519 CDI / BlueTEC (906.153, 906.155, 906.253, 906.255) (OM 642.896)	SA ZM1	Diesel	RWD	2987	140	190	03.09-12.18	■
519 CDI / BlueTEC (906.153, 906.155, 906.253, 906.255) (OM 642.898)	SA ZM1	Diesel	RWD	2987	140	190	03.09-12.18	■
519 CDI / BlueTEC (906.153, 906.155, 906.253, 906.255) (OM 642.986)	SA ZM1	Diesel	RWD	2987	140	190	03.09-12.18	■
519 CDI / BlueTEC (906.153, 906.155, 906.253, 906.255) (OM 642.992)	SA ZM1	Diesel	RWD	2987	140	190	03.09-12.18	■
SPRINTER II 5-Ton. (B906) 06.06-					Van (LCVs-N1 Segment)			
516 (M 271.951)		Gasolina	RWD	1796	115	156	03.09-12.18	■
513 CDI (906.653, 906.655, 906.657) (OM 651.955)		Diesel	RWD	2143	95	129	06.06-12.16	■
513 CDI (906.653, 906.655, 906.657) (OM 651.957)		Diesel	RWD	2143	95	129	06.06-12.16	■
513 CDI 4x4 (906.653, 906.655, 906.657) (OM 651.955)		Diesel	4WD	2143	95	129	03.09-12.16	■
513 CDI 4x4 (906.653, 906.655, 906.657) (OM 651.957)		Diesel	4WD	2143	95	129	03.09-12.16	■
516 CDI (906.653, 906.655, 906.657) (OM 651.955)		Diesel	RWD	2143	120	163	03.09-12.18	■
516 CDI (906.653, 906.655, 906.657) (OM 651.957)		Diesel	RWD	2143	120	163	03.09-12.18	■
519 CDI / BlueTEC (906.653, 906.655, 906.657) (OM 642.896)		Diesel	RWD	2987	140	190	03.09-12.18	■
519 CDI / BlueTEC (906.653, 906.655, 906.657) (OM 642.898)		Diesel	RWD	2987	140	190	03.09-12.18	■
519 CDI / BlueTEC (906.653, 906.655, 906.657) (OM 642.986)		Diesel	RWD	2987	140	190	03.09-12.18	■
519 CDI / BlueTEC (906.653, 906.655, 906.657) (OM 642.992)		Diesel	RWD	2987	140	190	03.09-12.18	■
SPRINTER III 3-Ton. (B910, B907) 02.18-					Platform/Chassis (LCVs-N1 Segment)			
211 CDI (910.121, 910.123)		Diesel	FWD	1950	84	114	10.21-	■
211 CDI RWD (907.221, 907.223, 907.123) (OM 654.920)		Diesel	RWD	1950	84	114	06.20-	■
215 CDI (910.121, 910.123)		Diesel	FWD	1950	110	150	10.21-	■
215 CDI RWD (907.221, 907.223) (OM 654.920)		Diesel	RWD	1950	110	150	06.20-	■
217 CDI RWD (907.221, 907.223) (OM 654.920)		Diesel	RWD	1950	125	170	06.20-	■
211 CDI (910.121, 910.123) (OM 651.950)		Diesel	FWD	2143	84	114	02.18-12.21	■
211 CDI RWD (907.221, 907.223, 907.123) (OM 651.958)		Diesel	RWD	2143	84	114	02.18-12.21	■
214 CDI (910.121, 910.123) (OM 651.950)		Diesel	FWD	2143	105	143	02.18-12.21	■
214 CDI (910.121, 910.123) (OM 651.958)		Diesel	FWD	2143	105	143	02.18-12.21	■
214 CDI RWD (907.221, 907.223) (OM 651.958)		Diesel	RWD	2143	105	143	02.18-12.21	■
216 CDI RWD (907.221, 907.223) (OM 651.958)		Diesel	RWD	2143	120	163	02.18-12.21	■
SPRINTER III 3-Ton. (B910) 02.18-					Van (LCVs-N1 Segment)			
211 CDI (910.621, 910.623)		Diesel	FWD	1950	84	114	10.21-05.25	■
215 CDI (910.621, 910.623)		Diesel	FWD	1950	110	150	10.21-05.25	■
211 CDI (910.621, 910.623) (OM 651.950)		Diesel	FWD	2143	84	114	02.18-12.21	■
211 CDI (910.621, 910.623) (OM 651.958)		Diesel	FWD	2143	84	114	02.18-12.21	■
214 CDI (910.621, 910.623) (OM 651.950)		Diesel	FWD	2143	105	143	02.18-12.21	■
214 CDI (910.621, 910.623) (OM 651.958)		Diesel	FWD	2143	105	143	02.18-12.21	■

LISTA DE APLICACIONES - BUYERS GUIDE

SPRINTER III 3-Ton. Tourer (B907) 02.18-					Bus (Minibus-M2-Segment)			
211 CDI (907.721, 907.723)		Diesel	RWD	1950	84	114	10.21-	■
215 CDI (907.721, 907.723)		Diesel	RWD	1950	110	150	10.21-	■
217 CDI (907.721, 907.723)		Diesel	RWD	1950	125	170	10.21-	■
211 CDI (907.721, 907.723)	Eq.V_ IT3/IT4	Diesel	RWD	2143	84	114	02.18-12.21	■
214 CDi (907.721, 907.723)	Eq.V_ IT3/IT4	Diesel	RWD	2143	105	143	02.18-12.21	■
216 CDi (907.721, 907.723)		Diesel	RWD	2143	120	163	02.18-12.21	■
SPRINTER III 3,5-Ton. (B907, B910) 02.18-					Platform/Chassis (LCVs-N1 Segment)			
311 CDI (910.131, 910.133)	noSA Z12	Diesel	FWD	1950	84	114	10.21-	■
311 CDI RWD (907.131, 907.133, 907.135, 907.231, 907.233... (OM 654.920)	noSA Z12	Diesel	RWD	1950	84	114	06.20-	■
314 CDI RWD (907.131,907.133,907.135)		Diesel	RWD	1950	105	143	12.23-	■
315 CDI (910.030)	noSA Z12	Diesel	FWD	1950	110	150	06.20-	■
315 CDI (910.131, 910.133)	noSA Z12	Diesel	FWD	1950	110	150	10.21-	■
315 CDI RWD (907.131, 907.133, 907.135, 907.231, 907.233... (OM 654.920)	noSA Z12	Diesel	RWD	1950	110	150	06.20-	■
317 CDI (910.030)	noSA Z12	Diesel	FWD	1950	125	170	06.20-	■
317 CDI (910.133) (OM 654.920)		Diesel	FWD	1950	125	170	02.24-	■
317 CDI RWD (907.131, 907.133, 907.135, 907.231, 907.233... (OM 654.920)	noSA Z12	Diesel	RWD	1950	125	170	06.20-	■
319 CDI A las 4 ruedas (907.733)	noSA Z12	Diesel	4WD	1950	140	190	10.21-	■
319 CDI RWD (907.133, 907.135, 907.233, 907.235)	noSA Z12	Diesel	RWD	1950	140	190	10.21-	■
311 CDI (910.131, 910.133) (OM 651.950)	noSA Z12	Diesel	FWD	2143	84	114	02.18-12.21	■
311 CDI (910.131, 910.133) (OM 651.958)	noSA Z12	Diesel	FWD	2143	84	114	02.18-12.21	■
311 CDI RWD (907.131, 907.133, 907.135, 907.231, 907.233... (OM 651.958)	Eq.V_ IT3/IT4, noSA Z12	Diesel	RWD	2143	84	114	02.18-12.21	■
314 CDI (910.131, 910.133, 910.030) (OM 651.950)	noSA Z12	Diesel	FWD	2143	105	143	02.18-12.21	■
314 CDI (910.131, 910.133, 910.030) (OM 651.958)	noSA Z12	Diesel	FWD	2143	105	143	02.18-12.21	■
314 CDI A las 4 ruedas (907.733) (OM 651.958)	noSA Z12	Diesel	4WD	2143	105	143	01.19-12.21	■
314 CDI RWD (907.131,907.133,907.135) (OM 651.958)	Eq.V_ IT3/IT4, noSA Z12	Diesel	RWD	2143	105	143	02.18-12.21	■
316 CDI A las 4 ruedas (907.733) (OM 651.958)	noSA Z12	Diesel	4WD	2143	120	163	01.19-12.21	■
316 CDI RWD (907.131, 907.133, 907.135, 907.231, 907.233... (OM 651.958)	Eq.V_ IT3/IT4, noSA Z12	Diesel	RWD	2143	120	163	02.18-12.21	■
317 CDI (910.030)	noSA Z12	Diesel	FWD	2143	125	170	02.18-12.21	■
318 CDI (910.030)	noSA Z12	Diesel	FWD	2143	130	177	02.18-12.21	■
319 CDI A las 4 ruedas (907.733) (OM 642.899)	noSA Z12	Diesel	4WD	2987	140	190	01.19-12.21	■
319 CDI RWD (907.133, 907.135, 907.233, 907.235) (OM 642.899)	Eq.V_ IT3/IT4, noSA Z12	Diesel	RWD	2987	140	190	02.18-12.21	■
SPRINTER III 3,5-Ton. (B907, B910) 02.18-					Van (LCVs-N1 Segment)			
eSPRINTER (910.633) (EM 780.703)		Eléctrico	FWD		85	116	02.20-12.23	■
eSPRINTER RWD (907.633, 907.635) (780.681)		Eléctrico	RWD		100	136	11.23-	■
eSPRINTER RWD (907.633, 907.635)		Eléctrico	RWD		150	204	11.23-	■
311 CDI (910.631, 910.633)	noSA Z12	Diesel	FWD	1950	84	114	10.21-05.25	■
311 CDI RWD (907.631, 907.633, 907.635, 907.637) (OM 654.920)	noSA Z12	Diesel	RWD	1950	84	114	06.20-	■
314 CDI RWD (907.131,907.133,907.135) (OM 654.920)		Diesel	RWD	1950	105	143	12.23-	■
315 CDI (910.631, 910.633)	noSA Z12	Diesel	FWD	1950	110	150	10.21-05.25	■
315 CDI RWD (907.631, 907.633, 907.635, 907.637) (OM 654.920)	noSA Z12	Diesel	RWD	1950	110	150	06.20-	■
317 CDI (910.633)	noSA Z12	Diesel	FWD	1950	125	170	03.22-05.25	■

LISTA DE APLICACIONES - BUYERS GUIDE

317 CDI RWD (907.631, 907.633, 907.635, 907.637) (OM 654.920)	noSA Z12	Diesel	RWD	1950	125	170	06.20-	■
319 CDI A las 4 ruedas (907.733)	noSA Z12	Diesel	4WD	1950	140	190	10.21-	■
319 CDI RWD (907.633, 907.635, 907.637)	noSA Z12	Diesel	RWD	1950	140	190	10.21-	■
311 CDI (910.631, 910.633) (OM 651.950)	noSA Z12	Diesel	FWD	2143	84	114	02.18-12.21	■
311 CDI (910.631, 910.633) (OM 651.958)	noSA Z12	Diesel	FWD	2143	84	114	02.18-12.21	■
311 CDI RWD (907.633, 907.635, 907.631, 907.637) (OM 651.958)	Eq.V_ IT3/IT4, noSA Z12	Diesel	RWD	2143	84	114	02.18-12.21	■
314 CDI (910.631, 910.633) (OM 651.950)	noSA Z12	Diesel	FWD	2143	105	143	02.18-12.21	■
314 CDI (910.631, 910.633) (OM 651.958)	noSA Z12	Diesel	FWD	2143	105	143	02.18-12.21	■
314 CDI A las 4 ruedas (907.733) (OM 651.958)	noSA Z12	Diesel	4WD	2143	105	143	01.19-12.21	■
314 CDI RWD (907.631, 907.633, 907.635, 907.637) (OM 651.958)	Eq.V_ IT3/IT4, noSA Z12	Diesel	RWD	2143	105	143	02.18-12.21	■
316 CDI A las 4 ruedas (907.733) (OM 651.958)	noSA Z12	Diesel	4WD	2143	120	163	01.19-12.21	■
316 CDI RWD (907.631, 907.633, 907.635, 907.637) (OM 651.958)	Eq.V_ IT3/IT4, noSA Z12	Diesel	RWD	2143	120	163	02.18-12.21	■
319 CDI A las 4 ruedas (907.733) (OM 642.899)	noSA Z12	Diesel	4WD	2987	140	190	01.19-12.21	■
319 CDI RWD (907.633, 907.635, 907.637) (OM 642.899)	Eq.V_ IT3/IT4, noSA Z12	Diesel	RWD	2987	140	190	02.18-12.21	■
SPRINTER III 3,5-Ton. Tourer (B907) 02.18-					Bus (Minibus-M2-Segment)			
311 CDI (907.731, 907.733, 907.735)	noSA Z12	Diesel	RWD	1950	84	114	10.21-	■
315 CDI (907.731, 907.733, 907.735)	noSA Z12	Diesel	RWD	1950	110	150	10.21-	■
317 CDI (907.731, 907.733, 907.735)	noSA Z12	Diesel	RWD	1950	125	170	10.21-	■
319 CDI (907.733, 907.735)	noSA Z12	Diesel	RWD	1950	140	190	10.21-	■
319 CDI A las 4 ruedas (907.733)	noSA Z12	Diesel	4WD	1950	140	190	10.21-	■
311 CDI (907.731, 907.733, 907.735) (OM 651.958)	Eq.V_ IT3/IT4, noSA Z12	Diesel	RWD	2143	84	114	02.18-12.21	■
314 CDI (907.731, 907.733, 907.735) (OM 651.958)	Eq.V_ IT3/IT4, noSA Z12	Diesel	RWD	2143	105	143	02.18-12.21	■
314 CDI A las 4 ruedas (907.733) (OM 651.958)	Eq.V_ IT3/IT4, noSA Z12	Diesel	4WD	2143	105	143	01.19-12.21	■
316 CDI (907.731, 907.733, 907.735) (OM 651.958)	Eq.V_ IT3/IT4, noSA Z12	Diesel	RWD	2143	120	163	02.18-12.21	■
316 CDI A las 4 ruedas (907.733) (OM 651.958)	noSA Z12	Diesel	4WD	2143	120	163	01.19-12.21	■
319 CDI (907.733, 907.735) (OM 642.899)	Eq.V_ IT3/IT4, noSA Z12	Diesel	RWD	2987	140	190	02.18-12.21	■
319 CDI A las 4 ruedas (907.733) (OM 642.899)	noSA Z12	Diesel	4WD	2987	140	190	01.19-12.21	■
SPRINTER III 4-Ton. (B907, B910) 02.18-					Platform/Chassis (LCVs-N1 Segment)			
411 CDI (910.143, 910.141)		Diesel	FWD	2143	84	114	02.18-12.21	■
SPRINTER III 4-Ton. (B907, B910) 02.18-					Van (LCVs-N1 Segment)			
417 CDI RWD (907.641, 907.643, 907.645, 907.647) (OM 654.920)		Diesel	RWD	1950	125	170	06.20-	■
SPRINTER III 4-Ton. Tourer (B907) 02.18-					Bus (Minibus-M2-Segment)			
417 CDI (907.743, 907.745, 907.843, 907.741) (OM 654.920)	noSA Z12	Diesel	RWD	1950	125	170	01.22-	■
411 CDI (907.741, 907.743, 907.745)		Diesel	RWD	2143	84	114	02.18-12.21	■
414 CDI (907.741, 907.743, 907.745)		Diesel	RWD	2143	105	143	09.19-12.21	■
419 CDI (907.743, 907.745)		Diesel	RWD	2987	140	190	02.18-12.21	■
V-Class III (W447) 03.14-					Bus (Minibus-M2-Segment)			
V 250 (447.813, 447.815) (M 274.920)	discØ 300	Gasolina	RWD	1991	155	211	03.14-	■
V 220 CDI / d (447.811, 447.813, 447.815) (OM 654.920)	discØ 300	Diesel	RWD	1950	120	163	03.19-	■
V 220 CDI / d 4-matic (447.811, 447.813, 447.815) (OM 654.920)	discØ 300	Diesel	4WD	1950	120	163	03.19-	■
V 250 CDI / d (447.811, 447.813, 447.815) (OM 654.920)	discØ 300	Diesel	RWD	1950	140	190	03.19-	■

LISTA DE APLICACIONES - BUYERS GUIDE

V 250 CDI / d 4-matic (447.811, 447.813) (OM 654.920)	discØ 300	Diesel	4WD	1950	140	190	03.19-	■
V 300 CDI / d (447.811, 447.813, 447.815)	discØ 300	Diesel	RWD	1950	174	237	01.21-	■
V 300 CDI / d 4-matic (447.811, 447.813)	discØ 300	Diesel	4WD	1950	174	237	01.21-	■
V 300 CDI / d (447.811, 447.813, 447.815) (OM 654.920)	discØ 300	Diesel	RWD	1950	176	239	03.19-12.20	■
V 300 CDI / d 4-matic (447.811, 447.813) (OM 654.920)	discØ 300	Diesel	4WD	1950	176	239	03.19-12.20	■
V 200 CDI / d (447.811, 447.813, 447.815) (OM 651.950)	discØ 300	Diesel	RWD	2143	100	136	03.14-	■
V 200 CDI / d 4-matic (447.811, 447.813, 447.815) (OM 651.950)	discØ 300	Diesel	4WD	2143	100	136	04.15-	■
V 220 CDI / d (447.811, 447.813, 447.815) (OM 651.950)	discØ 300	Diesel	RWD	2143	120	163	03.14-	■
V 220 CDI / d 4-matic (447.811, 447.813, 447.815) (OM 651.950)	discØ 300	Diesel	4WD	2143	120	163	03.15-	■
V 250 BlueTEC / d (447.811, 447.813, 447.815) (OM 651.950)	discØ 300	Diesel	RWD	2143	140	190	03.14-	■
V 250 BlueTEC / d 4-matic (447.811, 447.813, 447.815) (OM 651.950)	discØ 300	Diesel	4WD	2143	140	190	12.14-	■
VIANO II (W639) 09.03-					Bus (Minibus-M2-Segment)			
3.2 (639.711, 639.811, 639.813) (M 112.951)	01/08-	Gasolina	RWD	3199	140	190	09.03-	■
3.2 (639.713, 639.813, 639.815) (M 112.951)	01/08-	Gasolina	RWD	3199	160	218	09.03-	■
3.5 (639.811, 639.813, 639.815) (M 272.978)	01/08-	Gasolina	RWD	3498	190	258	09.07-	■
3.7 (639.811, 639.813, 639.815) (M 112.976)	ch. 342258-	Gasolina	RWD	3724	165	224	06.04-07.07	■
3.7 (639.815) (M 112.976)	01/08-	Gasolina	RWD	3724	170	231	06.04-	■
CDI 2.2 (639.711, 639.713, 639.811, 639.813, 639.815)		Diesel	RWD	2143	70	95	09.10-	■
CDI 2.2 (639.811, 639.813, 639.815, 639.711, 639.713) (OM 651.940)		Diesel	RWD	2143	100	136	07.10-	■
CDI 2.2 4-matic (639.811, 639.813, 639.815, 639.711,... (OM 651.940)		Diesel	4WD	2143	100	136	07.10-	■
CDI 2.2 (639.811, 639.813, 639.815, 639.711, 639.713) (OM 651.940)		Diesel	RWD	2143	110	150	01.14-	■
CDI 2.2 (639.811, 639.813, 639.815, 639.711, 639.713) (OM 651.940)		Diesel	RWD	2143	120	163	07.10-	■
CDI 2.2 4-matic (639.811, 639.813, 639.815, 639.711,... (OM 651.940)		Diesel	4WD	2143	120	163	07.10-	■
CDI 2.2 (639.711, 639.713, 639.811, 639.813, 639.815) (OM 646.982)	01/08-	Diesel	RWD	2148	80	109	09.03-	■
CDI 2.2 4-matic (639.713) (OM 646.982)	01/08-	Diesel	4WD	2148	80	109	07.05-	■
CDI 2.2 (639.711, 639.713, 639.811, 639.813, 639.815) (OM 646.982)	01/08-	Diesel	RWD	2148	85	116	08.05-	■
CDI 2.2 4-matic (639.713) (OM 646.982)		Diesel	4WD	2148	85	116	03.06-	■
CDI 2.2 (639.711, 639.713, 639.811, 639.813, 639.815) (OM 646.980)	01/08-	Diesel	RWD	2148	110	150	09.03-	■
CDI 2.2 (639.711, 639.713, 639.811, 639.813, 639.815) (OM 646.982)	01/08-	Diesel	RWD	2148	110	150	09.03-	■
CDI 2.2 4-matic (639.713) (OM 646.982)	01/08-	Diesel	4WD	2148	110	150	07.05-	■
CDI 3.0 (639.811, 639.813, 639.815) (OM 642.990)	01/08-	Diesel	RWD	2987	150	204	02.06-	■
CDI 3.0 (639.811, 639.813, 639.815) (OM 642.890)		Diesel	RWD	2987	165	224	07.10-	■
VITO II (W639) 09.03-					Bus (Minibus-M2-Segment)			
119 (639.701, 639.703, 639.705) (M 112.951)	01/08-	Gasolina	RWD	3199	140	190	09.03-	■
122 (639.701, 639.703, 639.705) (M 112.951)	01/08-	Gasolina	RWD	3199	160	218	09.03-	■
126 (639.701, 639.703, 639.705) (M 272.978)	01/08-	Gasolina	RWD	3498	190	258	09.07-	■
123 (639.701, 639.703, 639.705) (M 112.976)	-12/07, ch. 342258-	Gasolina	RWD	3724	165	224	06.04-07.08	■
123 (639.701) (M 112.976)	01/08-	Gasolina	RWD	3724	170	231	06.04-07.08	■
E-CELL (639.703) (EM 780.994)		Eléctrico	FWD		60	82	03.12-	■
110 CDI (639.701, 639.703, 639.705) (OM 651.940)		Diesel	RWD	2143	70	95	09.10-08.14	■

LISTA DE APLICACIONES - BUYERS GUIDE

113 CDI (639.701, 639.703, 639.705) (OM 651.940)		Diesel	RWD	2143	100	136	09.10-	■
113 CDI 4x4 (639.701, 639.703, 639.705) (OM 651.940)		Diesel	4WD	2143	100	136	09.10-08.14	■
115 CDI (639.701, 639.703, 639.705)		Diesel	RWD	2143	110	150	05.12-02.15	■
116 CDI (639.701, 639.703, 639.705) (OM 651.940)		Diesel	RWD	2143	120	163	09.10-	■
116 CDI 4x4 (639.701, 639.703, 639.705) (OM 651.940)		Diesel	4WD	2143	120	163	09.10-08.14	■
109 CDI (639.701, 639.703, 639.705) (OM 646.983)	01/08-	Diesel	RWD	2148	65	88	09.03-	■
109 CDI (639.701, 639.703, 639.705) (OM 646.980)	01/08-	Diesel	RWD	2148	70	95	09.06-	■
109 CDI 4x4 (639.701) (OM 646.981)	01/08-	Diesel	4WD	2148	70	95	09.07-08.14	■
111 CDI (639.701, 639.703, 639.705) (OM 646.982)	01/08-	Diesel	RWD	2148	80	109	09.03-	■
111 CDI 4x4 (639.701, 639.703, 639.705) (OM 646.982)	01/08-	Diesel	4WD	2148	80	109	09.07-08.14	■
111 CDI (639.701, 639.703, 639.705) (OM 646.980)	01/08-	Diesel	RWD	2148	85	116	09.07-	■
115 CDI (639.701, 639.703, 639.705) (OM 646.980)	01/08-	Diesel	RWD	2148	110	150	09.03-	■
115 CDI (639.701, 639.703, 639.705) (OM 646.982)	01/08-	Diesel	RWD	2148	110	150	09.03-	■
115 CDI 4x4 (639.701, 639.705) (OM 646.982)	01/08-	Diesel	4WD	2148	110	150	09.07-08.14	■
120 CDI (639.701, 639.703, 639.705) (OM 642.990)	01/08-	Diesel	RWD	2987	150	204	07.06-	■
122 CDI (639.701, 639.703, 639.705) (OM 642.890)		Diesel	RWD	2987	165	224	09.10-	■
VITO II / MIXTO (W639) 08.03-					Van (LCVs-N1 Segment)			
119 (639.601, 639.603, 639.605) (M 112.951)	01/08-	Gasolina	RWD	3199	140	190	09.03-	■
122 (639.601, 639.603, 639.605) (M 112.951)	01/08-	Gasolina	RWD	3199	160	218	09.03-	■
126 (639.601, 639.603, 639.605) (M 272.978)	01/08-	Gasolina	RWD	3498	190	258	09.07-	■
123 (639.601, 639.603, 639.605) (M 112.976)	-12/07, ch. 342258-	Gasolina	RWD	3724	165	224	06.04-07.08	■
123 (639.601) (M 112.976)		Gasolina	RWD	3724	170	231	06.04-07.08	■
E-CELL (639.601, 639.603, 639.605) (EM 780.994)		Eléctrico	FWD		60	82	03.12-	■
110 CDI (639.601, 639.603, 639.605) (OM 651.940)		Diesel	RWD	2143	70	95	09.10-	■
111 CDI (639.601, 639.603, 639.605)		Diesel	RWD	2143	85	116	05.12-02.15	■
113 CDI (639.601, 639.603, 639.605) (OM 651.940)		Diesel	RWD	2143	100	136	09.10-	■
113 CDI 4x4 (639.601, 639.603, 639.605) (OM 651.940)		Diesel	4WD	2143	100	136	09.10-	■
115 CDI (639.605, 639.601, 639.603) (OM 651.940)		Diesel	RWD	2143	110	150	05.12-02.15	■
116 CDI (639.601, 639.603, 639.605) (OM 651.940)		Diesel	RWD	2143	120	163	09.10-	■
116 CDI 4x4 (639.601, 639.603, 639.605) (OM 651.940)		Diesel	4WD	2143	120	163	09.10-	■
109 CDI (639.601, 639.603, 639.605) (OM 646.983)	01/08-	Diesel	RWD	2148	65	88	09.03-	■
109 CDI (639.601, 639.603, 639.605) (OM 646.980)	01/08-	Diesel	RWD	2148	70	95	08.06-	■
109 CDI (639.601, 639.603, 639.605) (OM 646.981)	01/08-	Diesel	RWD	2148	70	95	08.06-	■
111 CDI (639.601, 639.603, 639.605) (OM 646.982)	01/08-	Diesel	RWD	2148	80	109	09.03-	■
111 CDI 4x4 (639.601, 639.603, 639.605) (OM 646.982)	01/08-	Diesel	4WD	2148	80	109	09.07-	■
111 CDI (639.601, 639.603, 639.605) (OM 646.980)	01/08-	Diesel	RWD	2148	85	116	09.07-	■
111 CDI (639.601, 639.603, 639.605) (OM 646.982)	01/08-	Diesel	RWD	2148	85	116	09.07-	■
115 CDI (639.601, 639.603, 639.605) (OM 646.980)	01/08-	Diesel	RWD	2148	110	150	09.03-	■

LISTA DE APLICACIONES - BUYERS GUIDE

115 CDI (639.601, 639.603, 639.605) (OM 646.982)	01/08-	Diesel	RWD	2148	110	150	09.03-	■
115 CDI 4x4 (639.601, 639.603, 639.605) (OM 646.982)	01/08-	Diesel	4WD	2148	110	150	07.06-	■
120 CDI (639.601, 639.603, 639.605) (OM 642.990)	01/08-	Diesel	RWD	2987	150	204	07.06-	■
122 CDI (639.601, 639.603, 639.605) (OM 642.890)		Diesel	RWD	2987	165	224	09.10-	■
VITO III (W447) 10.14-					Bus (Minibus-M2-Segment)			
119	discØ 300	Gasolina	RWD	1991	135	184	01.16-	■
2.0 (447.703, 447.705) (M 274.920)	SA ME0,MX1, SA MX2, Weig. 2800, discØ 300	Gasolina	RWD	1991	155	211	01.16-	■
119 Flex (447.703) (M 274.920)	SA ME0,MX1, SA MX2, Weig. 2800, discØ 300	Gasol./Etanol	RWD	1991	135	184	11.15-	■
eVITO (447.703, 447.705) (EM 780.701)	SA ME0,MX1, SA MX2, Weig. 2800	Eléctrico	FWD		85	116	04.19-	■
eVITO (447.703, 447.705)		Eléctrico	FWD		150	204	08.20-	■
109 CDI / 109 BlueTEC (447.701, 447.703, 447.705) (OM 622.951)	SA ME0,MX1, SA MX2, Weig. 2800	Diesel	FWD	1598	65	88	10.14-	■
111 CDI / 111 BlueTEC (447.701, 447.703, 447.705) (OM 622.951)	SA ME0,MX1, SA MX2, Weig. 2800	Diesel	FWD	1598	84	114	10.14-	■
110 CDI (447.701, 447.703, 447.705) (OM 622.851)	SA ME0,MX1, SA MX2, Weig. 2800	Diesel	FWD	1749	75	102	09.19-	■
114 CDI (447.701, 447.703, 447.705) (OM 622.851)	SA ME0,MX1, SA MX2, Weig. 2800	Diesel	FWD	1749	100	136	09.19-	■
114 CDI (447.701, 447.703, 447.705) (OM 654.920)	SA ME0,MX1, SA MX2, Weig. 2800, discØ 300	Diesel	RWD	1950	100	136	03.19-	■
114 CDI 4-matic (447.701, 447.703, 447.705) (OM 654.920)	SA ME0,MX1, SA MX2, Weig. 2800, discØ 300	Diesel	4WD	1950	100	136	03.19-	■
116 CDI (447.701, 447.703, 447.705) (OM 654.920)	SA ME0,MX1, SA MX2, Weig. 2800, discØ 300	Diesel	RWD	1950	120	163	03.19-	■
116 CDI 4-matic (447.701, 447.703, 447.705) (OM 654.920)	SA ME0,MX1, SA MX2, Weig. 2800, discØ 300	Diesel	4WD	1950	120	163	03.19-	■
119 CDI (447.701, 447.703, 447.705) (OM 654.920)	SA ME0,MX1, SA MX2, Weig. 2800, discØ 300	Diesel	RWD	1950	140	190	03.19-	■
119 CDI 4-matic (447.701, 447.703, 447.705) (OM 654.920)	SA ME0,MX1, SA MX2, Weig. 2800, discØ 300	Diesel	4WD	1950	140	190	03.19-	■
124 CDI (447.701, 447.703, 447.705)	discØ 300	Diesel	RWD	1950	174	237	01.21-	■
124 CDI 4-matic (447.701, 447.703, 447.705)	discØ 300	Diesel	4WD	1950	174	237	01.21-	■
124 CDI (447.701, 447.703, 447.705) (OM 654.920)	SA ME0,MX1, SA MX2, Weig. 2800, discØ 300	Diesel	RWD	1950	176	239	04.20-12.20	■
124 CDI 4-matic (447.701, 447.703, 447.705) (OM 654.920)	SA ME0,MX1, SA MX2, Weig. 2800, discØ 300	Diesel	4WD	1950	176	239	04.20-	■
114 CDI / 114 BlueTEC (447.701, 447.703, 447.705) (OM 651.950)	SA ME0,MX1, SA MX2, Weig. 2800, discØ 300	Diesel	RWD	2143	100	136	10.14-	■
114 CDI / 114 BlueTEC 4-matic (447.701, 447.703,... (OM 651.950)	SA ME0,MX1, SA MX2, Weig. 2800, discØ 300	Diesel	4WD	2143	100	136	07.15-	■
116 CDI / 116 BlueTEC (447.701, 447.703, 447.705) (OM 651.950)	SA ME0,MX1, SA MX2, Weig. 2800, discØ 300	Diesel	RWD	2143	120	163	10.14-	■
116 CDI / 116 BlueTEC 4-matic (447.701, 447.703,... (OM 651.950)	SA ME0,MX1, SA MX2, Weig. 2800, discØ 300	Diesel	4WD	2143	120	163	07.15-	■
119 CDI / 119 BlueTEC (447.701, 447.703, 447.705) (OM 651.950)	SA ME0,MX1, SA MX2, Weig. 2800, discØ 300	Diesel	RWD	2143	140	190	10.14-	■
119 CDI / 119 BlueTEC 4-matic (447.701, 447.703,... (OM 651.950)	SA ME0,MX1, SA MX2, Weig. 2800, discØ 300	Diesel	4WD	2143	140	190	12.14-	■
VITO III (W447) 10.14-					Van (LCVs-N1 Segment)			
2.0 (447.603, 447.605) (M 274.920)	SA ME0,MX1, SA MX2, Weig. 2800, discØ 300	Gasolina	RWD	1991	155	211	09.15-	■
eVITO (447.603, 447.605) (EM 780.701)	SA ME0,MX1, SA MX2, Weig. 2800	Eléctrico	FWD		85	116	03.19-	■
109 CDI (447.601, 447.603, 447.605) (OM 622.951)	SA ME0,MX1, SA MX2, Weig. 2800	Diesel	FWD	1598	65	88	10.14-	■
111 CDI (447.601, 447.603, 447.605) (OM 622.951)	SA ME0,MX1, SA MX2, Weig. 2800	Diesel	FWD	1598	84	114	10.14-	■
110 CDI (447.601, 447.603, 447.605) (OM 622.851)	SA ME0,MX1, SA MX2, Weig. 2800	Diesel	FWD	1749	75	102	09.19-	■
114 CDI (447.601, 447.603, 447.605) (OM 622.851)	SA ME0,MX1, SA MX2, Weig. 2800	Diesel	FWD	1749	100	136	09.19-	■

LISTA DE APLICACIONES - BUYERS GUIDE

110 CDI (447.601, 447.603, 447.605)	discØ 300	Diesel	RWD	1950	75	102	10.21-	■
114 CDI (447.601, 447.603, 447.605) (OM 654.920)	SA ME0,MX1, SA MX2, Weig. 2800, discØ 300	Diesel	RWD	1950	100	136	04.20-	■
114 CDI 4x4 (447.601, 447.603, 447.605) (OM 654.920)	SA ME0,MX1, SA MX2, Weig. 2800, discØ 300	Diesel	4WD	1950	100	136	04.20-	■
116 CDI (447.601, 447.603, 447.605) (OM 654.920)	SA ME0,MX1, SA MX2, Weig. 2800, discØ 300	Diesel	RWD	1950	120	163	04.20-	■
116 CDI 4x4 (447.601, 447.603, 447.605) (OM 654.920)	SA ME0,MX1, SA MX2, Weig. 2800, discØ 300	Diesel	4WD	1950	120	163	04.20-	■
119 CDI (447.601, 447.603, 447.605) (OM 654.920)	SA ME0,MX1, SA MX2, Weig. 2800, discØ 300	Diesel	RWD	1950	140	190	04.20-	■
119 CDI 4x4 (447.601, 447.603, 447.605) (OM 654.920)	SA ME0,MX1, SA MX2, Weig. 2800, discØ 300	Diesel	4WD	1950	140	190	04.20-	■
114 CDI (447.601, 447.603, 447.605) (OM 651.950)	SA ME0,MX1, SA MX2, Weig. 2800, discØ 300	Diesel	RWD	2143	100	136	10.14-	■
114 CDI 4x4 (447.601, 447.603, 447.605) (OM 651.950)	SA ME0,MX1, SA MX2, Weig. 2800, discØ 300	Diesel	4WD	2143	100	136	07.15-	■
116 CDI (447.601, 447.603, 447.605) (OM 651.950)	SA ME0,MX1, SA MX2, Weig. 2800, discØ 300	Diesel	RWD	2143	120	163	10.14-	■
116 CDI 4x4 (447.601, 447.603, 447.605) (OM 651.950)	SA ME0,MX1, SA MX2, Weig. 2800, discØ 300	Diesel	4WD	2143	120	163	07.15-	■
119 CDI / BlueTEC (447.601, 447.603, 447.605) (OM 651.950)	SA ME0,MX1, SA MX2, Weig. 2800, discØ 300	Diesel	RWD	2143	140	190	10.14-	■
119 CDI / BlueTEC 4x4 (447.601, 447.603, 447.605) (OM 651.950)	SA ME0,MX1, SA MX2, Weig. 2800, discØ 300	Diesel	4WD	2143	140	190	07.15-	■
VITO III Mixto (Double Cabin) (W447) 10.14-					Van (LCVs-N1 Segment)			
109 CDI (447.701, 447.703, 447.705) (OM 622.951)	SA ME0,MX1, SA MX2, Weig. 2800	Diesel	FWD	1598	65	88	10.14-	■
111 CDI (447.701, 447.703, 447.705) (OM 622.951)	SA ME0,MX1, SA MX2, Weig. 2800	Diesel	FWD	1598	84	114	10.14-	■
110 CDI (447.701, 447.703, 447.705) (OM 622.851)	SA ME0,MX1, SA MX2, Weig. 2800	Diesel	FWD	1749	75	102	09.19-	■
114 CDI (447.701, 447.703, 447.705) (OM 622.851)	SA ME0,MX1, SA MX2, Weig. 2800	Diesel	FWD	1749	100	136	09.19-	■
110 CDI (447.701, 447.703, 447.705)	discØ 300	Diesel	RWD	1950	75	102	10.21-	■
114 CDI (447.701, 447.703, 447.705) (OM 654.920)	SA ME0,MX1, SA MX2, Weig. 2800, discØ 300	Diesel	RWD	1950	100	136	03.19-	■
114 CDI 4-matic (447.701, 447.703, 447.705) (OM 654.920)	SA ME0,MX1, SA MX2, Weig. 2800, discØ 300	Diesel	4WD	1950	100	136	03.19-	■
116 CDI (447.701, 447.703, 447.705) (OM 654.920)	SA ME0,MX1, SA MX2, Weig. 2800, discØ 300	Diesel	RWD	1950	120	163	03.19-	■
116 CDI 4-matic (447.701, 447.703, 447.705) (OM 654.920)	SA ME0,MX1, SA MX2, Weig. 2800, discØ 300	Diesel	4WD	1950	120	163	03.19-	■
119 CDI (447.701, 447.703, 447.705) (OM 654.920)	SA ME0,MX1, SA MX2, Weig. 2800, discØ 300	Diesel	RWD	1950	140	190	03.19-	■
119 CDI 4-matic (447.701, 447.703, 447.705) (OM 654.920)	SA ME0,MX1, SA MX2, Weig. 2800, discØ 300	Diesel	4WD	1950	140	190	03.19-	■
124 CDI (447.701, 447.703, 447.705)	discØ 300	Diesel	RWD	1950	174	237	01.21-	■
124 CDI 4-matic (447.701, 447.703, 447.705)	discØ 300	Diesel	4WD	1950	174	237	01.21-	■
124 CDI (447.701, 447.703, 447.705) (OM 654.920)	SA ME0,MX1, SA MX2, Weig. 2800, discØ 300	Diesel	RWD	1950	176	239	04.20-12.20	■
124 CDI 4-matic (447.701, 447.703, 447.705) (OM 654.920)	SA ME0,MX1, SA MX2, Weig. 2800, discØ 300	Diesel	4WD	1950	176	239	04.20-12.20	■
114 CDI (447.701, 447.703, 447.705) (OM 651.950)	SA ME0,MX1, SA MX2, Weig. 2800, discØ 300	Diesel	RWD	2143	100	136	10.14-	■
114 CDI 4-matic (447.701, 447.703, 447.705) (OM 651.950)	SA ME0,MX1, SA MX2, Weig. 2800, discØ 300	Diesel	4WD	2143	100	136	07.15-	■
116 CDI (447.701, 447.703, 447.705) (OM 651.950)	SA ME0,MX1, SA MX2, Weig. 2800, discØ 300	Diesel	RWD	2143	120	163	10.14-	■
116 CDI 4-matic (447.701, 447.703, 447.705) (OM 651.950)	SA ME0,MX1, SA MX2, Weig. 2800, discØ 300	Diesel	4WD	2143	120	163	07.15-	■
119 BlueTEC (447.701, 447.703, 447.705) (OM 651.950)	SA ME0,MX1, SA MX2, Weig. 2800, discØ 300	Diesel	RWD	2143	140	190	10.14-	■
119 BlueTEC 4-matic (447.701, 447.703, 447.705) (OM 651.950)	SA ME0,MX1, SA MX2, Weig. 2800, discØ 300	Diesel	4WD	2143	140	190	07.15-	■

MERCEDES-BENZ (FJDA)

LISTA DE APLICACIONES - BUYERS GUIDE

VITO (V639) 01.10-03.16						Bus (Minibus-M2-Segment)			
119 2.5		Gasolina	RWD	2496	140	190	01.10-03.16	■	
122 3.0		Gasolina	RWD	2996	165	224	05.13-03.16	■	
2.1		Diesel	RWD	2143	110	150	08.13-03.16	■	
115 CDI 2.2		Diesel	RWD	2148	110	150	01.10-12.11	■	
VW									
CRAFTER 30-35 (2E_) 04.06-12.16						Bus (Minibus-M2-Segment)			
2.0 TDI (CKTB)	PR 0WC, PR 0WL	Diesel	RWD	1968	80	109	05.11-12.16	■	
2.0 TDI (CSLA)	PR 0WC, PR 0WL	Diesel	RWD	1968	80	109	05.11-12.16	■	
2.0 TDI (CSLB)	PR 0WC, PR 0WL, discØ 300	Diesel	RWD	1968	84	114	11.13-12.16	■	
2.0 TDI (CKTC)	PR 0WC, PR 0WL	Diesel	RWD	1968	100	136	05.11-12.16	■	
2.0 TDI (CKUC)	PR 0WC, PR 0WL	Diesel	RWD	1968	105	142	10.11-12.16	■	
2.0 TDI (CKUB)	PR 0WC, PR 0WL	Diesel	RWD	1968	120	163	07.11-12.16	■	
2.0 TDI (CSNA)	PR 0WC, PR 0WL	Diesel	RWD	1968	120	163	07.11-12.16	■	
2.0 TDI 4motion (CKUB)	PR 0WC, PR 0WL	Diesel	4WD	1968	120	163	11.11-12.16	■	
2.0 TDI 4motion (CSNA)	PR 0WC, PR 0WL	Diesel	4WD	1968	120	163	11.11-12.16	■	
2.5 TDI (BJJ)	PR 0WC, PR 0WL	Diesel	RWD	2461	65	88	04.06-07.11	■	
2.5 TDI (CEBA)	PR 0WC, PR 0WL	Diesel	RWD	2461	65	88	04.06-07.11	■	
2.5 TDI (BJK)	PR 0WC, PR 0WL	Diesel	RWD	2461	80	109	04.06-05.13	■	
2.5 TDI (CEBB)	PR 0WC, PR 0WL	Diesel	RWD	2461	80	109	04.06-05.13	■	
2.5 TDI (BJL)	PR 0WC, PR 0WL	Diesel	RWD	2461	100	136	04.06-05.13	■	
2.5 TDI (CECA)	PR 0WC, PR 0WL	Diesel	RWD	2461	100	136	04.06-05.13	■	
2.5 TDI (BJM)	PR 0WC, PR 0WL	Diesel	RWD	2461	120	163	04.06-07.11	■	
2.5 TDI (CECB)	PR 0WC, PR 0WL	Diesel	RWD	2461	120	163	04.06-07.11	■	
CRAFTER 30-50 (2F_) 04.06-12.16						Platform/Chassis (LCVs-N1 Segment)			
2.0 TDI (CKTB)	PR 0WC, PR 0WL, Eq.V_ CR 30,CR 35	Diesel	RWD	1968	80	109	05.11-12.16	■	
2.0 TDI (CSLA)	PR 0WC, PR 0WL, Eq.V_ CR 30,CR 35	Diesel	RWD	1968	80	109	05.11-12.16	■	
2.0 TDI (CSLB)	PR 0WC, PR 0WL, Eq.V_ CR 30,CR 35	Diesel	RWD	1968	84	114	11.13-12.16	■	
2.0 TDI (CKTC)	PR 0WC, PR 0WL, Eq.V_ CR 30,CR 35	Diesel	RWD	1968	100	136	05.11-12.16	■	
2.0 TDI (CSLC)	PR 0WC, PR 0WF, PR 0WL, discØ 300	Diesel	RWD	1968	103	140	11.15-12.16	■	
2.0 TDI (CKUC)	PR 0WC, PR 0WL, Eq.V_ CR 30,CR 35	Diesel	RWD	1968	105	142	10.11-12.16	■	
2.0 TDI (CKUB)	PR 0WC, PR 0WL, Eq.V_ CR 30,CR 35	Diesel	RWD	1968	120	163	07.11-12.16	■	
2.0 TDI (CSNA)	PR 0WC, PR 0WL, Eq.V_ CR 30,CR 35	Diesel	RWD	1968	120	163	07.11-12.16	■	
2.0 TDI 4motion (CKUB)	PR 0WC, PR 0WL, Eq.V_ CR 30,CR 35	Diesel	4WD	1968	120	163	11.11-12.16	■	
2.0 TDI 4motion (CSNA)	PR 0WC, PR 0WL, Eq.V_ CR 30,CR 35	Diesel	4WD	1968	120	163	11.11-12.16	■	
2.5 TDI (BJJ)	PR 0WC, PR 0WL, Eq.V_ CR 30,CR 35	Diesel	RWD	2461	65	88	04.06-07.11	■	
2.5 TDI (CEBA)	PR 0WC, PR 0WL, Eq.V_ CR 30,CR 35	Diesel	RWD	2461	65	88	04.06-07.11	■	
2.5 TDI (BJK)	PR 0WC, PR 0WL, Eq.V_ CR 30,CR 35	Diesel	RWD	2461	80	109	04.06-05.13	■	
2.5 TDI (CEBB)	PR 0WC, PR 0WL, Eq.V_ CR 30,CR 35	Diesel	RWD	2461	80	109	04.06-05.13	■	
2.5 TDI (BJL)	PR 0WC, PR 0WL, Eq.V_ CR 30,CR 35	Diesel	RWD	2461	100	136	04.06-05.13	■	
2.5 TDI (CECA)	PR 0WC, PR 0WL, Eq.V_ CR 30,CR 35	Diesel	RWD	2461	100	136	04.06-05.13	■	
2.5 TDI (BJM)	PR 0WC, PR 0WL, Eq.V_ CR 30,CR 35	Diesel	RWD	2461	120	163	04.06-07.11	■	

LISTA DE APLICACIONES - BUYERS GUIDE

2.5 TDI (CECB)	PR 0WC, PR 0WL, Eq.V_ CR 30,CR 35	Diesel	RWD	2461	120	163	04.06-07.11	■
CRAFTER 30-50 (2E_) 04.06-12.16					Van (LCVs-N1 Segment)			
2.0 TDI (CKTB)	PR 0WC, PR 0WL, Eq.V_ CR 30,CR 35	Diesel	RWD	1968	80	109	05.11-12.16	■
2.0 TDI (CSLA)	PR 0WC, PR 0WL, Eq.V_ CR 30,CR 35	Diesel	RWD	1968	80	109	05.11-12.16	■
2.0 TDI (CSLB)	PR 0WC, PR 0WL, Eq.V_ CR 30,CR 35	Diesel	RWD	1968	84	114	11.13-12.16	■
2.0 TDI (CKTC)	PR 0WC, PR 0WL, Eq.V_ CR 30,CR 35	Diesel	RWD	1968	100	136	05.11-12.16	■
2.0 TDI (CSLC)	PR 0WC, PR 0WF, PR 0WL, discØ 300	Diesel	RWD	1968	103	140	11.15-12.16	■
2.0 TDI (CKUC)	PR 0WC, PR 0WL, Eq.V_ CR 30,CR 35	Diesel	RWD	1968	105	142	10.11-12.16	■
2.0 TDI (CKUB)	PR 0WC, PR 0WL, Eq.V_ CR 30,CR 35	Diesel	RWD	1968	120	163	07.11-12.16	■
2.0 TDI (CSNA)	PR 0WC, PR 0WL, Eq.V_ CR 30,CR 35	Diesel	RWD	1968	120	163	07.11-12.16	■
2.0 TDI 4motion (CKUB)	PR 0WC, PR 0WL, Eq.V_ CR 30,CR 35	Diesel	4WD	1968	120	163	07.11-12.16	■
2.0 TDI 4motion (CSNA)	PR 0WC, PR 0WL, Eq.V_ CR 30,CR 35	Diesel	4WD	1968	120	163	07.11-12.16	■
2.5 TDI (BJJ)	PR 0WC, PR 0WL, Eq.V_ CR 30,CR 35	Diesel	RWD	2461	65	88	04.06-07.11	■
2.5 TDI (CEBA)	PR 0WC, PR 0WL, Eq.V_ CR 30,CR 35	Diesel	RWD	2461	65	88	04.06-07.11	■
2.5 TDI (BJK)	PR 0WC, PR 0WL, Eq.V_ CR 30,CR 35	Diesel	RWD	2461	80	109	04.06-05.13	■
2.5 TDI (CEBB)	PR 0WC, PR 0WL, Eq.V_ CR 30,CR 35	Diesel	RWD	2461	80	109	04.06-05.13	■
2.5 TDI (BJL)	PR 0WC, PR 0WL, Eq.V_ CR 30,CR 35	Diesel	RWD	2461	100	136	04.06-05.13	■
2.5 TDI (CECA)	PR 0WC, PR 0WL, Eq.V_ CR 30,CR 35	Diesel	RWD	2461	100	136	04.06-05.13	■
2.5 TDI (BJM)	PR 0WC, PR 0WL, Eq.V_ CR 30,CR 35	Diesel	RWD	2461	120	163	04.06-07.11	■
2.5 TDI (CECB)	PR 0WC, PR 0WL, Eq.V_ CR 30,CR 35	Diesel	RWD	2461	120	163	04.06-07.11	■