

LISTA DE APLICACIONES - BUYERS GUIDE

141787

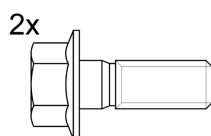
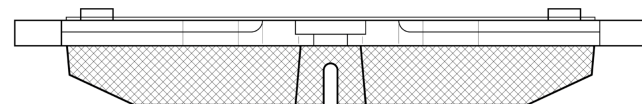
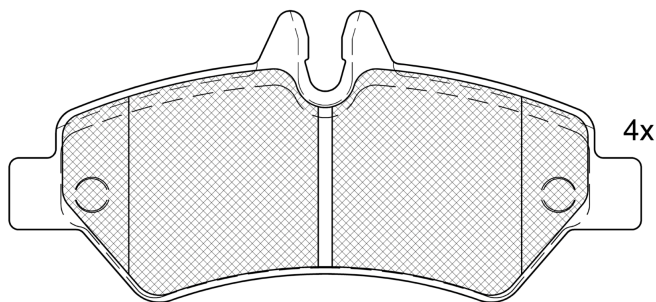


8 424073 095732

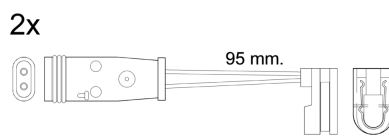
Qty: 300

Weight: 1.618

O.E.M.	MAKE
004 420 69 20	MERCEDES-BENZ
008 420 51 20	MERCEDES-BENZ
04862602AA	DODGE
84205120	MERCEDES-BENZ
906 420 01 00	MERCEDES-BENZ



1-Ref. 690059



1-Ref. 610370 E

141787

E 9 90R-01111/2215



Bosch

136.9x63.15x19.6

WVA	FMSI
29190	D1317-8431
MAKE	
DODGE	
FREIGHTLINER	
MERCEDES-BENZ	
VW	



Trac.	CC	Kw	CV
-------	----	----	----



Front / Rear

DODGE

SPRINTER (U.S.A.) 01.03-

Van (LCVs-N1 Segment)

2.7 2500	01/07-	Diesel	RWD	2695	113	154	01.03-	■
----------	--------	--------	-----	------	-----	-----	--------	---

FREIGHTLINER

SPRINTER 2500 (U.S.A.) 09.06-

Bus (Minibus-M2-Segment)

3.0 CDI		Diesel	RWD	2987	140	190	09.14-	■
---------	--	--------	-----	------	-----	-----	--------	---

SPRINTER 2500 09.06-

Van (LCVs-N1 Segment)

3.0 CDI		Diesel	RWD	2987	140	190	09.14-	■
3.0 CDI		Diesel	RWD	2987	140	190	09.14-	■

MERCEDES-BENZ

SPRINTER II 3-Ton. (B906) 06.06-

Bus (Minibus-M2-Segment)

216 (906.713) (M 271.951)	Gasolina	RWD	1796	115	156	03.09-12.18	■
224 (906.713) (M 272.979)	Gasolina	RWD	3498	190	258	06.06-12.13	■
210 CDI (906.711, 906.713) (OM 651.955)	Diesel	RWD	2143	70	95	03.09-12.16	■
211 CDI (906.711, 906.713) (OM 651.955)	Diesel	RWD	2143	84	114	04.16-12.18	■
213 CDI (906.711, 906.713) (OM 651.955)	Diesel	RWD	2143	95	129	06.06-12.16	■
214 CDI (906.711, 906.713) (OM 651.955)	Diesel	RWD	2143	105	143	04.16-12.18	■
216 CDI (906.711, 906.713) (OM 651.955)	Diesel	RWD	2143	120	163	06.09-12.18	■
216 CDI (906.711, 906.713) (OM 651.957)	Diesel	RWD	2143	120	163	06.09-12.18	■
209 CDI (906.711, 906.713)	Diesel	RWD	2148	65	88	04.12-12.19	■
211 CDI (906.711, 906.713) (OM 646.985)	Diesel	RWD	2148	80	109	06.06-12.09	■
215 CDI (906.711, 906.713) (OM 646.986)	Diesel	RWD	2148	110	150	06.06-12.09	■
215 CDI (906.711, 906.713) (OM 646.989)	Diesel	RWD	2148	110	150	06.06-12.09	■
215 CDI (906.711, 906.713) (OM 646.990)	Diesel	RWD	2148	110	150	06.06-12.09	■

LISTA DE APLICACIONES - BUYERS GUIDE

218 CDI (906.711, 906.713)	Diesel	RWD	2987	135	184	04.12-12.18	■
SPRINTER II 3-Ton. (B906) 06.06-				Platform/Chassis (LCVs-N1 Segment)			
216 (906.113, 906.213) (M 271.951)	Gasolina	RWD	1796	115	156	09.08-12.18	■
224 (906.113, 906.213) (M 272.979)	Gasolina	RWD	3498	190	258	06.06-12.16	■
210 CDI (906.111, 906.113, 906.211, 906.213) (OM 651.955)	Diesel	RWD	2143	70	95	03.09-12.16	■
211 CDI (906.111, 906.113, 906.211, 906.213) (OM 651.955)	Diesel	RWD	2143	84	114	04.16-12.18	■
213 CDI (906.111, 906.113, 906.211, 906.213) (OM 651.955)	Diesel	RWD	2143	95	129	03.09-12.16	■
213 CDI (906.111, 906.113, 906.211, 906.213) (OM 651.957)	Diesel	RWD	2143	95	129	03.09-12.16	■
214 CDI (906.111, 906.113, 906.211, 906.213) (OM 651.955)	Diesel	RWD	2143	105	143	04.16-12.18	■
216 CDI (906.111, 906.113, 906.211, 906.213) (OM 651.957)	Diesel	RWD	2143	120	163	03.09-12.18	■
209 CDI (906.111, 906.113, 906.211, 906.213) (OM 646.984)	Diesel	RWD	2148	65	88	06.06-12.09	■
211 CDI (906.111, 906.113, 906.211, 906.213) (OM 646.985)	Diesel	RWD	2148	80	109	06.06-12.09	■
213 CDI (906.111, 906.113, 906.211, 906.213) (OM 646.986)	Diesel	RWD	2148	95	129	06.06-12.09	■
215 CDI (906.111, 906.113, 906.211, 906.213) (OM 646.986)	Diesel	RWD	2148	110	150	06.06-12.09	■
215 CDI (906.111, 906.113, 906.211, 906.213) (OM 646.989)	Diesel	RWD	2148	110	150	06.06-12.09	■
215 CDI (906.111, 906.113, 906.211, 906.213) (OM 646.990)	Diesel	RWD	2148	110	150	06.06-12.09	■
218 CDI (906.111, 906.113, 906.211, 906.213) (OM 642.896)	Diesel	RWD	2987	135	184	06.06-12.09	■
218 CDI (906.111, 906.113, 906.211, 906.213) (OM 642.992)	Diesel	RWD	2987	135	184	06.06-12.09	■
218 CDI (906.111, 906.113, 906.211, 906.213) (OM 642.993)	Diesel	RWD	2987	135	184	06.06-12.09	■
219 CDI / BlueTEC (906.111, 906.113, 906.211, 906.213) (OM 642.896)	Diesel	RWD	2987	140	190	03.09-12.18	■
219 CDI / BlueTEC (906.111, 906.113, 906.211, 906.213) (OM 642.992)	Diesel	RWD	2987	140	190	03.09-12.18	■
SPRINTER II 3-Ton. (B906) 06.06-				Van (LCVs-N1 Segment)			
216 (906.613) (M 271.951)	Gasolina	RWD	1796	115	156	09.08-12.18	■
224 (906.613) (M 272.979)	Gasolina	RWD	3498	190	258	06.06-12.16	■
210 CDI (906.611, 906.613) (OM 651.955)	Diesel	RWD	2143	70	95	03.09-12.16	■
211 CDI (906.611, 906.613) (OM 651.955)	Diesel	RWD	2143	84	114	04.16-12.18	■
213 CDI (906.611, 906.613) (OM 651.955)	Diesel	RWD	2143	95	129	06.06-12.16	■
213 CDI (906.611, 906.613) (OM 651.957)	Diesel	RWD	2143	95	129	06.06-12.16	■
214 CDI (906.611, 906.613) (OM 651.955)	Diesel	RWD	2143	105	143	04.16-12.18	■
216 CDI (906.611, 906.613) (OM 651.955)	Diesel	RWD	2143	120	163	03.09-12.18	■
216 CDI (906.611, 906.613) (OM 651.957)	Diesel	RWD	2143	120	163	03.09-12.18	■
209 CDI (906.611, 906.613) (OM 646.984)	Diesel	RWD	2148	65	88	06.06-12.09	■
211 CDI (906.611, 906.613) (OM 646.985)	Diesel	RWD	2148	80	109	06.06-12.09	■
213 CDI (906.611, 906.613) (OM 646.986)	Diesel	RWD	2148	95	129	06.06-12.09	■
215 CDI (906.611, 906.613) (OM 646.986)	Diesel	RWD	2148	110	150	06.06-12.09	■
215 CDI (906.611, 906.613) (OM 646.989)	Diesel	RWD	2148	110	150	06.06-12.09	■
215 CDI (906.611, 906.613) (OM 646.990)	Diesel	RWD	2148	110	150	06.06-12.09	■
218 CDI (906.611, 906.613) (OM 642.896)	Diesel	RWD	2987	135	184	06.06-12.09	■
218 CDI (906.611, 906.613) (OM 642.992)	Diesel	RWD	2987	135	184	06.06-12.09	■
219 CDI / BlueTEC (906.611, 906.613) (OM 642.896)	Diesel	RWD	2987	140	190	03.09-12.18	■
219 CDI / BlueTEC (906.611, 906.613) (OM 642.992)	Diesel	RWD	2987	140	190	03.09-12.18	■

LISTA DE APLICACIONES - BUYERS GUIDE

SPRINTER II 3.5-Ton. (B906) 06.06-					Bus (Minibus-M2-Segment)			
316 (906.733, 906.735) (M 271.951)	Gasolina	RWD	1796	115	156	09.08-12.18	■	
324 (906.733, 906.735) (M 272.979)	Gasolina	RWD	3498	190	258	06.06-12.16	■	
316 LGT (M 271.951)	Gasol./Gas (LPG)	RWD	1796	115	156	09.08-12.18	■	
316 NGT (906.733) (M 271.951)	Gasol./Gas (CNG)	RWD	1796	115	156	03.09-12.18	■	
316 NGT (906.733, 906.735)	Gasol./Gas (CNG)	RWD	1796	115	156	09.08-	■	
310 CDI (906.731, 906.733, 906.735) (OM 651.955)	Diesel	RWD	2143	70	95	03.09-12.16	■	
310 CDI (906.731, 906.733, 906.735) (OM 651.956)	Diesel	RWD	2143	70	95	03.09-12.16	■	
311 CDI (906.731, 906.733, 906.735) (OM 651.955)	Diesel	RWD	2143	84	114	05.16-12.18	■	
313 CDI (906.731, 906.733, 906.735) (OM 651.955)	Diesel	RWD	2143	95	129	08.11-12.16	■	
313 CDI 4x4 (906.731, 906.733, 906.735) (OM 651.955)	Diesel	4WD	2143	95	129	08.11-12.16	■	
314 CDI (906.731, 906.733, 906.735) (OM 651.955)	Diesel	RWD	2143	105	143	05.16-12.18	■	
314 CDI 4x4 (906.731, 906.733, 906.735) (OM 651.955)	Diesel	4WD	2143	105	143	05.16-12.18	■	
316 CDI (906.731, 906.733, 906.735) (OM 651.955)	Diesel	RWD	2143	120	163	08.11-12.18	■	
316 CDI (906.731, 906.733, 906.735) (OM 651.957)	Diesel	RWD	2143	120	163	08.11-12.18	■	
316 CDI 4x4 (906.731, 906.733, 906.735) (OM 651.955)	Diesel	4WD	2143	120	163	08.11-12.18	■	
316 CDI 4x4 (906.731, 906.733, 906.735) (OM 651.957)	Diesel	4WD	2143	120	163	08.11-12.18	■	
309 CDI (906.731, 906.733, 906.735)	Diesel	RWD	2148	65	88	04.12-12.19	■	
311 CDI (906.731, 906.733, 906.735) (OM 646.985)	Diesel	RWD	2148	80	109	06.06-12.09	■	
311 CDI 4x4 (906.731, 906.733, 906.735) (OM 646.985)	Diesel	4WD	2148	80	109	02.08-12.09	■	
315 CDI (906.731, 906.733, 906.735) (OM 646.986)	Diesel	RWD	2148	110	150	06.06-12.09	■	
315 CDI (906.731, 906.733, 906.735) (OM 646.989)	Diesel	RWD	2148	110	150	06.06-12.09	■	
315 CDI (906.731, 906.733, 906.735) (OM 646.990)	Diesel	RWD	2148	110	150	06.06-12.09	■	
315 CDI 4x4 (906.731, 906.733, 906.735) (OM 646.986)	Diesel	4WD	2148	110	150	02.08-12.09	■	
315 CDI 4x4 (906.731, 906.733, 906.735) (OM 646.989)	Diesel	4WD	2148	110	150	02.08-12.09	■	
315 CDI 4x4 (906.731, 906.733, 906.735) (OM 646.990)	Diesel	4WD	2148	110	150	02.08-12.09	■	
318 CDI (906.731, 906.733, 906.735) (OM 642.896)	Diesel	RWD	2987	135	184	02.08-12.09	■	
318 CDI (906.731, 906.733, 906.735) (OM 642.986)	Diesel	RWD	2987	135	184	02.08-12.09	■	
318 CDI (906.731, 906.733, 906.735) (OM 642.992)	Diesel	RWD	2987	135	184	02.08-12.09	■	
318 CDI (906.731, 906.733, 906.735) (OM 642.993)	Diesel	RWD	2987	135	184	02.08-12.09	■	
318 CDI 4x4 (906.731, 906.733, 906.735) (OM 642.896)	Diesel	4WD	2987	135	184	02.08-12.09	■	
318 CDI 4x4 (906.731, 906.733, 906.735) (OM 642.986)	Diesel	4WD	2987	135	184	02.08-12.09	■	
318 CDI 4x4 (906.731, 906.733, 906.735) (OM 642.992)	Diesel	4WD	2987	135	184	02.08-12.09	■	
318 CDI 4x4 (906.731, 906.733, 906.735) (OM 642.993)	Diesel	4WD	2987	135	184	02.08-12.09	■	
319 CDI / BlueTEC (906.731, 906.733, 906.735) (OM 642.896)	Diesel	RWD	2987	140	190	03.09-12.18	■	

LISTA DE APLICACIONES - BUYERS GUIDE

319 CDI / BlueTEC (906.731, 906.733, 906.735) (OM 642.898)	Diesel	RWD	2987	140	190	03.09-12.18	■
319 CDI / BlueTEC (906.731, 906.733, 906.735) (OM 642.986)	Diesel	RWD	2987	140	190	03.09-12.18	■
319 CDI / BlueTEC (906.731, 906.733, 906.735) (OM 642.992)	Diesel	RWD	2987	140	190	03.09-12.18	■
319 CDI / BlueTEC 4x4 (906.731, 906.733, 906.735) (OM 642.896)	Diesel	4WD	2987	140	190	03.09-12.18	■
319 CDI / BlueTEC 4x4 (906.731, 906.733, 906.735) (OM 642.898)	Diesel	4WD	2987	140	190	03.09-12.18	■
319 CDI / BlueTEC 4x4 (906.731, 906.733, 906.735) (OM 642.986)	Diesel	4WD	2987	140	190	03.09-12.18	■
319 CDI / BlueTEC 4x4 (906.731, 906.733, 906.735) (OM 642.992)	Diesel	4WD	2987	140	190	03.09-12.18	■
SPRINTER II 3.5-Ton. (B906) 06.06-				Platform/Chassis (LCVs-N1 Segment)			
316 (906.133, 906.135, 906.233, 906.235) (M 271.951)	Gasolina	RWD	1796	115	156	09.08-12.18	■
316 NGT (906.133, 906.135, 906.233, 906.235)	Gasolina	FWD	1796	115	156	09.08-	■
324 (906.133, 906.135, 906.233, 906.235, 906.132,... (M 272.979)	Gasolina	RWD	3498	190	258	06.06-12.16	■
316 LGT (906.133, 906.135, 906.233, 906.235) (M 271.951)	Gasol./Gas (LPG)	RWD	1796	115	156	01.11-12.18	■
316 NGT (906.133, 906.135, 906.233, 906.235) (M 271.951)	Gasol./Gas (CNG)	RWD	1796	115	156	09.08-12.18	■
310 CDI (906.131, 906.133, 906.135, 906.231, 906.233,... (OM 651.955)	Diesel	RWD	2143	70	95	03.09-12.16	■
311 CDI (906.131, 906.133, 906.135, 906.231, 906.233,... (OM 651.955)	Diesel	RWD	2143	84	114	05.16-12.18	■
311 CDI (906.133)	Diesel	RWD	2143	84	114	05.16-	■
313 CDI (906.131, 906.133, 906.135, 906.231, 906.233,... (OM 651.955)	Diesel	RWD	2143	95	129	06.06-12.16	■
313 CDI (906.131, 906.133, 906.135, 906.231, 906.233,... (OM 651.956)	Diesel	RWD	2143	95	129	06.06-12.16	■
313 CDI 4x4 (906.131, 906.133, 906.135, 906.231, 906.233,... (OM 651.955)	Diesel	4WD	2143	95	129	06.06-12.16	■
314 CDI (906.131, 906.133, 906.135, 906.231, 906.233,... (OM 651.955)	Diesel	RWD	2143	105	143	04.16-12.18	■
314 CDI 4x4 (906.131, 906.133, 906.135, 906.231, 906.233,... (OM 651.955)	Diesel	4WD	2143	105	143	05.16-12.18	■
316 CDI (906.131, 906.133, 906.135, 906.231, 906.233,... (OM 651.955)	Diesel	RWD	2143	120	163	03.09-12.18	■
316 CDI (906.131, 906.133, 906.135, 906.231, 906.233,... (OM 651.957)	Diesel	RWD	2143	120	163	03.09-12.18	■
316 CDI 4x4 (906.131, 906.133, 906.135, 906.231, 906.233,... (OM 651.955)	Diesel	4WD	2143	120	163	03.09-12.18	■
316 CDI 4x4 (906.131, 906.133, 906.135, 906.231, 906.233,... (OM 651.957)	Diesel	4WD	2143	120	163	03.09-12.18	■
309 CDI (906.131, 906.133, 906.135, 906.231, 906.233,... (OM 646.984)	Diesel	RWD	2148	65	88	06.06-12.09	■
311 CDI (906.131, 906.133, 906.135, 906.231, 906.233,... (OM 646.985)	Diesel	RWD	2148	80	109	06.06-12.09	■
311 CDI 4x4 (906.131, 906.133, 906.135, 906.231, 906.233,... (OM 646.985)	Diesel	4WD	2148	80	109	02.08-12.09	■
313 CDI (906.131, 906.133, 906.135, 906.231, 906.233,... (OM 646.986)	Diesel	RWD	2148	95	129	06.06-05.16	■
315 CDI (906.131, 906.133, 906.135, 906.231, 906.233,... (OM 646.986)	Diesel	RWD	2148	110	150	06.06-12.09	■
315 CDI (906.131, 906.133, 906.135, 906.231, 906.233,... (OM 646.989)	Diesel	RWD	2148	110	150	06.06-12.09	■
315 CDI (906.131, 906.133, 906.135, 906.231, 906.233,... (OM 646.990)	Diesel	RWD	2148	110	150	06.06-12.09	■
315 CDI 4x4 (906.131, 906.133, 906.135, 906.231, 906.233,... (OM 646.986)	Diesel	4WD	2148	110	150	02.08-12.09	■
315 CDI 4x4 (906.131, 906.133, 906.135, 906.231, 906.233,... (OM 646.989)	Diesel	4WD	2148	110	150	02.08-12.09	■
315 CDI 4x4 (906.131, 906.133, 906.135, 906.231, 906.233,... (OM 646.990)	Diesel	4WD	2148	110	150	02.08-12.09	■

LISTA DE APLICACIONES - BUYERS GUIDE

318 CDI (906.131, 906.133, 906.135, 906.231, 906.233,... (OM 642.896)	Diesel	RWD	2987	135	184	06.06-12.09	■
318 CDI (906.131, 906.133, 906.135, 906.231, 906.233,... (OM 642.992)	Diesel	RWD	2987	135	184	06.06-12.09	■
318 CDI (906.131, 906.133, 906.135, 906.231, 906.233,... (OM 642.993)	Diesel	RWD	2987	135	184	06.06-12.09	■
318 CDI 4x4 (906.131, 906.133, 906.135, 906.231, 906.233... (OM 642.896)	Diesel	4WD	2987	135	184	02.08-12.09	■
318 CDI 4x4 (906.131, 906.133, 906.135, 906.231, 906.233... (OM 642.992)	Diesel	4WD	2987	135	184	02.08-12.09	■
318 CDI 4x4 (906.131, 906.133, 906.135, 906.231, 906.233... (OM 642.993)	Diesel	4WD	2987	135	184	02.08-12.09	■
319 CDI / BlueTEC (906.131, 906.133, 906.135, 906.231,... (OM 642.896)	Diesel	RWD	2987	140	190	03.09-12.18	■
319 CDI / BlueTEC (906.131, 906.133, 906.135, 906.231,... (OM 642.898)	Diesel	RWD	2987	140	190	03.09-12.18	■
319 CDI / BlueTEC (906.131, 906.133, 906.135, 906.231,... (OM 642.992)	Diesel	RWD	2987	140	190	03.09-12.18	■
319 CDI / BlueTEC 4x4 (906.731, 906.733, 906.735) (OM 642.896)	Diesel	4WD	2987	140	190	03.09-12.18	■
319 CDI / BlueTEC 4x4 (906.731, 906.733, 906.735) (OM 642.898)	Diesel	4WD	2987	140	190	03.09-12.18	■
319 CDI / BlueTEC 4x4 (906.731, 906.733, 906.735) (OM 642.992)	Diesel	4WD	2987	140	190	03.09-12.18	■
SPRINTER II 3.5-Ton. (B906) 06.06-				Van (LCVs-N1 Segment)			
316 (906.635, 906.633) (M 271.951)	Gasolina	RWD	1796	115	156	09.08-12.18	■
316 NGT	Gasolina	FWD	1796	115	156	09.08-	■
324 (906.633, 906.635, 906.637) (M 272.979)	Gasolina	RWD	3498	190	258	06.06-12.16	■
316 LGT (906.633, 906.635) (M 271.951)	Gasol./Gas (LPG)	RWD	1796	115	156	01.11-12.18	■
316 NGT (906.633, 906.635) (M 271.951)	Gasol./Gas (CNG)	RWD	1796	115	156	09.08-12.18	■
310 CDI (906.631, 906.633, 906.635, 906.637) (OM 651.955)	Diesel	RWD	2143	70	95	03.09-12.16	■
311 CDI (906.631, 906.633, 906.635, 906.637) (OM 651.955)	Diesel	RWD	2143	84	114	05.16-12.18	■
313 CDI (906.631, 906.633, 906.635, 906.637) (OM 651.940)	Diesel	RWD	2143	95	129	05.09-12.16	■
313 CDI (906.631, 906.633, 906.635, 906.637) (OM 651.955)	Diesel	RWD	2143	95	129	05.09-12.16	■
313 CDI 4x4 (906.631, 906.633, 906.635, 906.637) (OM 651.955)	Diesel	4WD	2143	95	129	03.09-12.16	■
314 CDI (906.631, 906.633, 906.635, 906.637) (OM 651.955)	Diesel	RWD	2143	105	143	05.16-12.18	■
314 CDI 4x4 (906.631, 906.633, 906.635, 906.637) (OM 651.955)	Diesel	4WD	2143	105	143	05.16-12.18	■
316 CDI (906.631, 906.633, 906.635, 906.637) (OM 651.955)	Diesel	RWD	2143	120	163	03.09-12.18	■
316 CDI (906.631, 906.633, 906.635, 906.637) (OM 651.957)	Diesel	RWD	2143	120	163	03.09-12.18	■
316 CDI 4x4 (906.631, 906.633, 906.635, 906.637) (OM 651.955)	Diesel	4WD	2143	120	163	03.09-12.18	■
316 CDI 4x4 (906.631, 906.633, 906.635, 906.637) (OM 651.957)	Diesel	4WD	2143	120	163	03.09-12.18	■
309 CDI (906.631, 906.633, 906.635, 906.637) (OM 646.984)	Diesel	RWD	2148	65	88	06.06-12.09	■
311 CDI (906.631, 906.633, 906.635, 906.637) (OM 646.985)	Diesel	RWD	2148	80	109	06.06-12.09	■
311 CDI 4x4 (906.631, 906.633, 906.635, 906.637) (OM 646.985)	Diesel	4WD	2148	80	109	02.08-12.09	■
313 CDI (906.631, 906.633, 906.635, 906.637) (OM 646.986)	Diesel	RWD	2148	95	129	06.06-12.16	■
315 CDI (906.631, 906.633, 906.635, 906.637) (OM 646.986)	Diesel	RWD	2148	110	150	06.06-12.09	■
315 CDI (906.631, 906.633, 906.635, 906.637) (OM 646.989)	Diesel	RWD	2148	110	150	06.06-12.09	■
315 CDI (906.631, 906.633, 906.635, 906.637) (OM 646.990)	Diesel	RWD	2148	110	150	06.06-12.09	■

LISTA DE APLICACIONES - BUYERS GUIDE

315 CDI 4x4 (906.631, 906.633, 906.635, 906.637) (OM 646.986)		Diesel	4WD	2148	110	150	02.08-12.09	■
315 CDI 4x4 (906.631, 906.633, 906.635, 906.637) (OM 646.989)		Diesel	4WD	2148	110	150	02.08-12.09	■
315 CDI 4x4 (906.631, 906.633, 906.635, 906.637) (OM 646.990)		Diesel	4WD	2148	110	150	02.08-12.09	■
318 CDI (906.631, 906.633, 906.635, 906.637) (OM 642.896)		Diesel	RWD	2987	135	184	06.06-12.09	■
318 CDI (906.631, 906.633, 906.635, 906.637) (OM 642.986)		Diesel	RWD	2987	135	184	06.06-12.09	■
318 CDI (906.631, 906.633, 906.635, 906.637) (OM 642.992)		Diesel	RWD	2987	135	184	06.06-12.09	■
318 CDI (906.631, 906.633, 906.635, 906.637) (OM 642.993)		Diesel	RWD	2987	135	184	06.06-12.09	■
318 CDI 4x4 (906.631, 906.633, 906.635, 906.637) (OM 642.896)		Diesel	4WD	2987	135	184	02.08-12.09	■
318 CDI 4x4 (906.631, 906.633, 906.635, 906.637) (OM 642.986)		Diesel	4WD	2987	135	184	02.08-12.09	■
318 CDI 4x4 (906.631, 906.633, 906.635, 906.637) (OM 642.992)		Diesel	4WD	2987	135	184	02.08-12.09	■
318 CDI 4x4 (906.631, 906.633, 906.635, 906.637) (OM 642.993)		Diesel	4WD	2987	135	184	02.08-12.09	■
319 CDI / BlueTEC (906.631, 906.633, 906.635, 906.637) (OM 642.896)		Diesel	RWD	2987	140	190	03.09-12.18	■
319 CDI / BlueTEC (906.631, 906.633, 906.635, 906.637) (OM 642.898)		Diesel	RWD	2987	140	190	03.09-12.18	■
319 CDI / BlueTEC (906.631, 906.633, 906.635, 906.637) (OM 642.986)		Diesel	RWD	2987	140	190	03.09-12.18	■
319 CDI / BlueTEC (906.631, 906.633, 906.635, 906.637) (OM 642.992)		Diesel	RWD	2987	140	190	03.09-12.18	■
319 CDI / BlueTEC 4x4 (906.731, 906.733, 906.735) (OM 642.896)		Diesel	4WD	2987	140	190	03.09-12.18	■
319 CDI / BlueTEC 4x4 (906.731, 906.733, 906.735) (OM 642.898)		Diesel	4WD	2987	140	190	03.09-12.18	■
319 CDI / BlueTEC 4x4 (906.731, 906.733, 906.735) (OM 642.986)		Diesel	4WD	2987	140	190	03.09-12.18	■
319 CDI / BlueTEC 4x4 (906.731, 906.733, 906.735) (OM 642.992)		Diesel	4WD	2987	140	190	03.09-12.18	■
SPRINTER II 4,6-Ton. (B906) 06.06-					Platform/Chassis (LCVs-N1 Segment)			
424 (906.153, 906.155, 906.253, 906.255) (M 272.979)	ch. 741.412, Solid disc	Gasolina	RWD	3498	190	258	06.06-12.16	■
411 CDI (906.153, 906.155, 906.253, 906.255) (OM 651.955)		Diesel	RWD	2143	84	114	04.16-12.18	■
413 CDI (906.153, 906.155, 906.253, 906.255) (OM 651.955)		Diesel	RWD	2143	95	129	06.06-12.16	■
414 CDI (906.153, 906.155, 906.253, 906.255)	Solid disc	Diesel	RWD	2143	105	143	05.16-12.18	■
416 CDI (906.153, 906.155, 906.253, 906.255) (OM 651.955)	ch. 741.412, Solid disc	Diesel	RWD	2143	120	163	03.09-12.18	■
416 CDI (906.153, 906.155, 906.253, 906.255) (OM 651.957)	ch. 741.412, Solid disc	Diesel	RWD	2143	120	163	03.09-12.18	■
411 CDI (906.153, 906.155, 906.253, 906.255) (OM 646.985)		Diesel	RWD	2148	80	109	06.09-12.18	■
413 CDI (906.153, 906.155, 906.253, 906.255)	ch. 741.412, Solid disc	Diesel	RWD	2148	95	129	06.06-05.16	■
415 CDI (906.153, 906.155, 906.253, 906.255) (OM 646.986)	ch. 741.412, Solid disc	Diesel	RWD	2148	110	150	06.06-12.09	■
415 CDI (906.153, 906.155, 906.253, 906.255) (OM 646.989)	ch. 741.412, Solid disc	Diesel	RWD	2148	110	150	06.06-12.09	■
415 CDI (906.153, 906.155, 906.253, 906.255) (OM 646.990)	ch. 741.412, Solid disc	Diesel	RWD	2148	110	150	06.06-12.09	■
418 CDI (906.153, 906.155, 906.253, 906.255) (OM 642.896)	ch. 741.412, Solid disc	Diesel	RWD	2987	135	184	06.06-12.09	■
418 CDI (906.153, 906.155, 906.253, 906.255) (OM 642.986)	ch. 741.412, Solid disc	Diesel	RWD	2987	135	184	06.06-12.09	■
418 CDI (906.153, 906.155, 906.253, 906.255) (OM 642.992)	ch. 741.412, Solid disc	Diesel	RWD	2987	135	184	06.06-12.09	■
418 CDI (906.153, 906.155, 906.253, 906.255) (OM 642.993)	ch. 741.412, Solid disc	Diesel	RWD	2987	135	184	06.06-12.09	■
419 CDI (906.153, 906.155, 906.253, 906.255) (OM 642.896)	ch. 741.412, Solid disc	Diesel	RWD	2987	140	190	03.09-12.18	■

LISTA DE APLICACIONES - BUYERS GUIDE

419 CDI (906.153, 906.155, 906.253, 906.255) (OM 642.898)	ch. 741.412, Solid disc	Diesel	RWD	2987	140	190	03.09-12.18	■
419 CDI (906.153, 906.155, 906.253, 906.255) (OM 642.986)	ch. 741.412, Solid disc	Diesel	RWD	2987	140	190	03.09-12.18	■
419 CDI (906.153, 906.155, 906.253, 906.255) (OM 642.992)	ch. 741.412, Solid disc	Diesel	RWD	2987	140	190	03.09-12.18	■
SPRINTER II 4,6-Ton. (B906) 06.06-					Van (LCVs-N1 Segment)			
424 (906.655, 906.657, 906.653) (M 272.979)	ch. 741.412, Solid disc	Gasolina	RWD	3498	190	258	06.06-12.16	■
413 CDI (906.653, 906.655, 906.657) (OM 651.955)	Solid disc	Diesel	RWD	2143	95	129	06.06-12.16	■
413 CDI (906.653, 906.655, 906.657) (OM 651.956)	Solid disc	Diesel	RWD	2143	95	129	06.06-12.16	■
414 CDI (906.653, 906.655, 906.657) (OM 651.955)	Solid disc	Diesel	RWD	2143	105	143	05.16-12.18	■
414 CDI 4x4 (906.653, 906.655, 906.657) (OM 651.955)		Diesel	4WD	2143	105	143	05.16-12.18	■
416 CDI (906.653, 906.655, 906.657, 906.633, 906.635,... (OM 651.955)	ch. 741.412, Solid disc	Diesel	RWD	2143	120	163	03.09-12.18	■
416 CDI (906.653, 906.655, 906.657, 906.633, 906.635,... (OM 651.957)	ch. 741.412, Solid disc	Diesel	RWD	2143	120	163	03.09-12.18	■
416 CDI 4x4 (906.655, 906.657) (OM 651.955)		Diesel	4WD	2143	120	163	11.13-12.18	■
416 CDI 4x4 (906.655, 906.657) (OM 651.957)		Diesel	4WD	2143	120	163	11.13-12.18	■
411 CDI (906.653, 906.655, 906.657) (OM 646.985)	Solid disc	Diesel	RWD	2148	80	109	06.09-12.18	■
413 CDI (906.653, 906.655, 906.657)	ch. 741.412, Solid disc	Diesel	RWD	2148	95	129	06.06-05.16	■
415 CDI (906.653, 906.655, 906.657) (OM 646.986)	Solid disc	Diesel	RWD	2148	110	150	06.09-12.09	■
415 CDI (906.653, 906.655, 906.657) (OM 646.989)	Solid disc	Diesel	RWD	2148	110	150	06.09-12.09	■
415 CDI (906.653, 906.655, 906.657) (OM 646.990)	Solid disc	Diesel	RWD	2148	110	150	06.09-12.09	■
418 CDI (906.653, 906.655, 906.657) (OM 642.896)	Solid disc	Diesel	RWD	2987	135	184	06.09-05.16	■
418 CDI (906.653, 906.655, 906.657) (OM 642.986)	Solid disc	Diesel	RWD	2987	135	184	06.09-05.16	■
418 CDI (906.653, 906.655, 906.657) (OM 642.992)	Solid disc	Diesel	RWD	2987	135	184	06.09-05.16	■
419 CDI (906.653, 906.655, 906.657) (OM 642.896)	ch. 741.412, Solid disc	Diesel	RWD	2987	140	190	03.09-12.18	■
419 CDI (906.653, 906.655, 906.657) (OM 642.992)	ch. 741.412, Solid disc	Diesel	RWD	2987	140	190	03.09-12.18	■
SPRINTER II 5-Ton. (B906) 06.06-					Bus (Minibus-M2-Segment)			
513 CDI (906.655, 906.657) (OM 651.955)		Diesel	RWD	2143	95	129	03.09-12.16	■
516 CDI (906.655, 906.657) (OM 651.955)		Diesel	RWD	2143	120	163	03.09-12.18	■
519 CDI (906.655, 906.657) (OM 642.896)		Diesel	RWD	2987	140	190	03.09-12.18	■
SPRINTER II 5-Ton. (B906) 06.06-					Platform/Chassis (LCVs-N1 Segment)			
516 (906.153, 906.155, 906.253, 906.255) (M 271.951)	ch. 741.412, Solid disc	Gasolina	RWD	1796	115	156	09.08-12.18	■
524 (906.153, 906.155, 906.253, 906.255) (M 272.979)	ch. 741.412, Solid disc	Gasolina	RWD	3498	190	258	06.06-12.16	■
516 NGT (906.153, 906.155, 906.253, 906.255) (M 271.951)	ch. 741.412, Solid disc	Gasol./Gas (CNG)	RWD	1796	115	156	09.08-12.18	■
510 CDI (906.153, 906.155, 906.253, 906.255) (OM 651.955)	ch. 741.412, Solid disc	Diesel	RWD	2143	70	95	03.09-12.16	■
511 CDI (906.153, 906.155, 906.253, 906.255) (OM 651.955)		Diesel	RWD	2143	84	114	05.16-12.18	■
513 CDI (906.155, 906.253, 906.255, 906.153) (OM 651.955)		Diesel	RWD	2143	95	129	06.06-12.16	■
513 CDI (906.155, 906.253, 906.255, 906.153) (OM 651.957)		Diesel	RWD	2143	95	129	06.06-12.16	■
513 CDI 4x4 (906.155, 906.253, 906.255, 906.153) (OM 651.955)	ch. 741.412, Solid disc	Diesel	4WD	2143	95	129	05.11-12.16	■
513 CDI 4x4 (906.155, 906.253, 906.255, 906.153) (OM 651.957)	ch. 741.412, Solid disc	Diesel	4WD	2143	95	129	05.11-12.16	■

LISTA DE APLICACIONES - BUYERS GUIDE

514 CDI (906.153, 906.155, 906.253, 906.255) (OM 651.955)		Diesel	RWD	2143	105	143	05.16-12.18	■
514 CDI 4x4 (906.153, 906.155, 906.253, 906.255) (OM 651.955)		Diesel	4WD	2143	105	143	05.16-12.18	■
516 CDI (906.153, 906.155, 906.253, 906.255) (OM 651.955)	ch. 741.412, Solid disc	Diesel	RWD	2143	120	163	03.09-12.18	■
516 CDI (906.153, 906.155, 906.253, 906.255) (OM 651.957)	ch. 741.412, Solid disc	Diesel	RWD	2143	120	163	03.09-12.18	■
516 CDI 4x4 (906.153, 906.155, 906.255, 906.253) (OM 651.955)	ch. 741.412, Solid disc	Diesel	4WD	2143	120	163	03.09-12.18	■
516 CDI 4x4 (906.153, 906.155, 906.255, 906.253) (OM 651.957)	ch. 741.412, Solid disc	Diesel	4WD	2143	120	163	03.09-12.18	■
509 CDI (906.153, 906.155, 906.253, 906.255) (OM 646.984)	ch. 741.412, Solid disc	Diesel	RWD	2148	65	88	06.06-12.09	■
511 CDI (906.153, 906.155, 906.253, 906.255) (OM 646.985)	ch. 741.412, Solid disc	Diesel	RWD	2148	80	109	06.06-12.09	■
511 CDI 4x4 (906.155, 906.253, 906.255) (OM 646.985)		Diesel	4WD	2148	80	109	06.06-12.09	■
513 CDI (906.155, 906.253, 906.255, 906.153) (OM 646.986)	ch. 741.412, Solid disc	Diesel	RWD	2148	95	129	03.09-05.16	■
515 CDI (906.153, 906.155, 906.253, 906.255) (OM 646.986)	ch. 741.412, Solid disc	Diesel	RWD	2148	110	150	06.06-12.09	■
515 CDI (906.153, 906.155, 906.253, 906.255) (OM 646.989)	ch. 741.412, Solid disc	Diesel	RWD	2148	110	150	06.06-12.09	■
515 CDI (906.153, 906.155, 906.253, 906.255) (OM 646.990)	ch. 741.412, Solid disc	Diesel	RWD	2148	110	150	06.06-12.09	■
515 CDI 4x4 (906.153, 906.155, 906.253, 906.255) (OM 646.986)		Diesel	4WD	2148	110	150	06.06-12.09	■
515 CDI 4x4 (906.153, 906.155, 906.253, 906.255) (OM 646.989)		Diesel	4WD	2148	110	150	06.06-12.09	■
515 CDI 4x4 (906.153, 906.155, 906.253, 906.255) (OM 646.990)		Diesel	4WD	2148	110	150	06.06-12.09	■
518 CDI (906.153, 906.155, 906.253, 906.255) (OM 642.896)	ch. 741.412, Solid disc	Diesel	RWD	2987	135	184	06.06-12.09	■
518 CDI (906.153, 906.155, 906.253, 906.255) (OM 642.986)	ch. 741.412, Solid disc	Diesel	RWD	2987	135	184	06.06-12.09	■
518 CDI (906.153, 906.155, 906.253, 906.255) (OM 642.992)	ch. 741.412, Solid disc	Diesel	RWD	2987	135	184	06.06-12.09	■
518 CDI (906.153, 906.155, 906.253, 906.255) (OM 642.993)	ch. 741.412, Solid disc	Diesel	RWD	2987	135	184	06.06-12.09	■
518 CDI 4x4 (906.153, 906.155, 906.253, 906.255) (OM 642.896)		Diesel	4WD	2987	135	184	06.06-12.09	■
518 CDI 4x4 (906.153, 906.155, 906.253, 906.255) (OM 642.986)		Diesel	4WD	2987	135	184	06.06-12.09	■
518 CDI 4x4 (906.153, 906.155, 906.253, 906.255) (OM 642.992)		Diesel	4WD	2987	135	184	06.06-12.09	■
518 CDI 4x4 (906.153, 906.155, 906.253, 906.255) (OM 642.993)		Diesel	4WD	2987	135	184	06.06-12.09	■
519 CDI / BlueTEC (906.153, 906.155, 906.253, 906.255) (OM 642.896)	ch. 741.412, Solid disc	Diesel	RWD	2987	140	190	03.09-12.18	■
519 CDI / BlueTEC (906.153, 906.155, 906.253, 906.255) (OM 642.898)	ch. 741.412, Solid disc	Diesel	RWD	2987	140	190	03.09-12.18	■
519 CDI / BlueTEC (906.153, 906.155, 906.253, 906.255) (OM 642.986)	ch. 741.412, Solid disc	Diesel	RWD	2987	140	190	03.09-12.18	■
519 CDI / BlueTEC (906.153, 906.155, 906.253, 906.255) (OM 642.992)	ch. 741.412, Solid disc	Diesel	RWD	2987	140	190	03.09-12.18	■
519 CDI / BlueTEC 4x4 (906.653, 906.655, 906.657) (OM 642.896)		Diesel	4WD	2987	140	190	03.09-12.18	■
519 CDI / BlueTEC 4x4 (906.653, 906.655, 906.657) (OM 642.898)		Diesel	4WD	2987	140	190	03.09-12.18	■
519 CDI / BlueTEC 4x4 (906.653, 906.655, 906.657) (OM 642.986)		Diesel	4WD	2987	140	190	03.09-12.18	■
519 CDI / BlueTEC 4x4 (906.653, 906.655, 906.657) (OM 642.992)		Diesel	4WD	2987	140	190	03.09-12.18	■
SPRINTER II 5-Ton. (B906) 06.06-					Van (LCVs-N1 Segment)			
516 (M 271.951)		Gasolina	RWD	1796	115	156	03.09-12.18	■
524 (906.653, 906.655, 906.657) (M 272.979)	ch. 741.412, Solid disc	Gasolina	RWD	3498	190	258	06.06-12.16	■
510 CDI (906.653, 906.655, 906.657) (OM 651.955)	ch. 741.412, Solid disc	Diesel	RWD	2143	70	95	03.09-12.16	■

LISTA DE APLICACIONES - BUYERS GUIDE

513 CDI (906.653, 906.655, 906.657) (OM 651.955)		Diesel	RWD	2143	95	129	06.06-12.16	■
513 CDI (906.653, 906.655, 906.657) (OM 651.957)		Diesel	RWD	2143	95	129	06.06-12.16	■
513 CDI 4x4 (906.653, 906.655, 906.657) (OM 651.955)		Diesel	4WD	2143	95	129	03.09-12.16	■
513 CDI 4x4 (906.653, 906.655, 906.657) (OM 651.957)		Diesel	4WD	2143	95	129	03.09-12.16	■
516 CDI (906.653, 906.655, 906.657) (OM 651.955)	ch. 741.412, Solid disc	Diesel	RWD	2143	120	163	03.09-12.18	■
516 CDI (906.653, 906.655, 906.657) (OM 651.957)	ch. 741.412, Solid disc	Diesel	RWD	2143	120	163	03.09-12.18	■
509 CDI (906.653, 906.655, 906.657) (OM 646.984)	ch. 741.412, Solid disc	Diesel	RWD	2148	65	88	06.06-12.09	■
511 CDI (906.653, 906.655, 906.657) (OM 646.985)	ch. 741.412, Solid disc	Diesel	RWD	2148	80	109	06.06-12.09	■
513 CDI (906.653, 906.655, 906.657) (OM 646.986)	ch. 741.412, Solid disc	Diesel	RWD	2148	95	129	03.09-05.16	■
515 CDI (906.653, 906.655, 906.657) (OM 646.986)	ch. 741.412, Solid disc	Diesel	RWD	2148	110	150	06.06-12.09	■
515 CDI (906.653, 906.655, 906.657) (OM 646.989)	ch. 741.412, Solid disc	Diesel	RWD	2148	110	150	06.06-12.09	■
515 CDI (906.653, 906.655, 906.657) (OM 646.990)	ch. 741.412, Solid disc	Diesel	RWD	2148	110	150	06.06-12.09	■
518 CDI (906.653, 906.655, 906.657) (OM 642.896)	ch. 741.412, Solid disc	Diesel	RWD	2987	135	184	06.06-12.09	■
518 CDI (906.653, 906.655, 906.657) (OM 642.986)	ch. 741.412, Solid disc	Diesel	RWD	2987	135	184	06.06-12.09	■
518 CDI (906.653, 906.655, 906.657) (OM 642.992)	ch. 741.412, Solid disc	Diesel	RWD	2987	135	184	06.06-12.09	■
518 CDI (906.653, 906.655, 906.657) (OM 642.993)	ch. 741.412, Solid disc	Diesel	RWD	2987	135	184	06.06-12.09	■
519 CDI / BlueTEC (906.653, 906.655, 906.657) (OM 642.896)	ch. 741.412, Solid disc	Diesel	RWD	2987	140	190	03.09-12.18	■
519 CDI / BlueTEC (906.653, 906.655, 906.657) (OM 642.898)	ch. 741.412, Solid disc	Diesel	RWD	2987	140	190	03.09-12.18	■
519 CDI / BlueTEC (906.653, 906.655, 906.657) (OM 642.986)	ch. 741.412, Solid disc	Diesel	RWD	2987	140	190	03.09-12.18	■
519 CDI / BlueTEC (906.653, 906.655, 906.657) (OM 642.992)	ch. 741.412, Solid disc	Diesel	RWD	2987	140	190	03.09-12.18	■
VW								
CRAFTER 30-35 (2E_) 04.06-12.16						Bus (Minibus-M2-Segment)		
2.0 TDI (CSLB)	PR 0WC, PR 0WL	Diesel	RWD	1968	84	114	11.13-12.16	■
CRAFTER 30-50 (2F_) 04.06-12.16						Platform/Chassis (LCVs-N1 Segment)		
2.0 TDI (CSLB)	PR 0WC, PR 0WL	Diesel	RWD	1968	84	114	11.13-12.16	■
CRAFTER 30-50 (2E_) 04.06-12.16						Van (LCVs-N1 Segment)		
2.0 TDI (CSLB)	PR 0WC, PR 0WL	Diesel	RWD	1968	84	114	11.13-12.16	■