

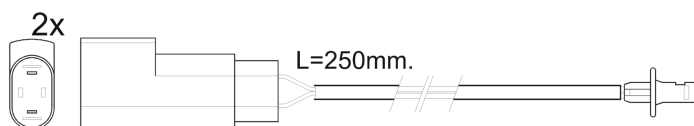
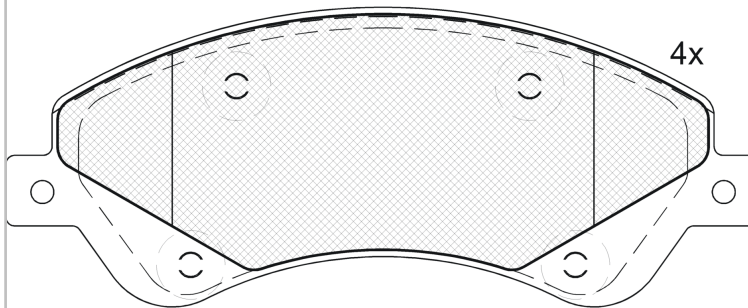
LISTA DE APLICACIONES - BUYERS GUIDE

141792

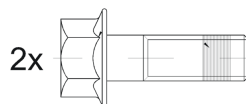


Qty: 300

Weight: 2.180



1 - Ref. 610412-E



1 - Ref. 690174-E

141792

E 9 90R-01111/1677



Bosch

164.8x65.5x18.8

WVA

22263

24485

FMSI

D1528-8736

MAKE

FORD



Trac.	CC	Kw	CV
-------	----	----	----



Front / Rear

FORD

TRANSIT V (FD_ , FB_ , FS_ , FZ_ , FC_) 04.06-							Bus (Minibus-M2-Segment)			
2.2 TDCi (P8FA)	Eq.V_ 2600-3000 kg.	Diesel	FWD	2198	63	85	04.06-08.14	■		
2.2 TDCi (P8FB)	Eq.V_ 2600-3000 kg.	Diesel	FWD	2198	63	85	04.06-08.14	■		
2.2 TDCi (DRFA)		Diesel	FWD	2198	74	100	10.11-08.14	■		
2.2 TDCi (DRFB)		Diesel	FWD	2198	74	100	10.11-08.14	■		
2.2 TDCi (DRFC)		Diesel	FWD	2198	74	100	10.11-08.14	■		
2.2 TDCi (DRFD)		Diesel	FWD	2198	74	100	10.11-08.14	■		
2.2 TDCi (DRFE)		Diesel	FWD	2198	74	100	10.11-08.14	■		
2.2 TDCi RWD (DRRA)		Diesel	RWD	2198	74	100	10.11-08.14	■		
2.2 TDCi RWD (DRRB)		Diesel	RWD	2198	74	100	10.11-08.14	■		
2.2 TDCi RWD (DRRC)		Diesel	RWD	2198	74	100	10.11-08.14	■		
2.2 TDCi (QVFA)	Eq.V_ 2600-3000 kg.	Diesel	FWD	2198	81	110	04.06-08.14	■		
2.2 TDCi (SRFA)	Eq.V_ 2600-3000 kg.	Diesel	FWD	2198	85	115	10.08-08.14	■		
2.2 TDCi (SRFB)	Eq.V_ 2600-3000 kg.	Diesel	FWD	2198	85	115	10.08-08.14	■		
2.2 TDCi (SRFC)	Eq.V_ 2600-3000 kg.	Diesel	FWD	2198	85	115	10.08-08.14	■		
2.2 TDCi (SRFD)	Eq.V_ 2600-3000 kg.	Diesel	FWD	2198	85	115	10.08-08.14	■		
2.2 TDCi (SRFE)	Eq.V_ 2600-3000 kg.	Diesel	FWD	2198	85	115	10.08-08.14	■		
2.2 TDCi (CYFA)		Diesel	FWD	2198	92	125	10.11-08.14	■		
2.2 TDCi (CYFB)		Diesel	FWD	2198	92	125	10.11-08.14	■		
2.2 TDCi (CYFC)		Diesel	FWD	2198	92	125	10.11-08.14	■		
2.2 TDCi (CYFD)		Diesel	FWD	2198	92	125	10.11-08.14	■		
2.2 TDCi RWD (CYRA)		Diesel	RWD	2198	92	125	09.11-12.14	■		
2.2 TDCi (QWFA)	Eq.V_ 2600-3000 kg.	Diesel	FWD	2198	96	130	04.06-08.14	■		
2.2 TDCi (PGFA)	Eq.V_ 2600-3000 kg.	Diesel	FWD	2198	103	140	10.07-08.14	■		

LISTA DE APLICACIONES - BUYERS GUIDE

2.2 TDCi (PGFB)	Eq.V_ 2600-3000 kg.	Diesel	FWD	2198	103	140	10.07-08.14	■	
2.2 TDCi (UHFA)	Eq.V_ 2600-3000 kg.	Diesel	FWD	2198	103	140	10.07-08.14	■	
2.2 TDCi (UHFB)	Eq.V_ 2600-3000 kg.	Diesel	FWD	2198	103	140	10.07-08.14	■	
2.2 TDCi (UHFC)	Eq.V_ 2600-3000 kg.	Diesel	FWD	2198	103	140	10.07-08.14	■	
2.4 TDCi (PHFA)		Diesel	RWD	2402	74	100	04.06-08.14	■	
2.4 TDCi (PHFC)		Diesel	RWD	2402	74	100	04.06-08.14	■	
2.4 TDCi 4x4 (H9FB)		Diesel	4WD	2402	103	140	11.06-08.14	■	
TRANSIT V (FM_ , FN_ , FF_) 04.06-12.14							Platform/Chassis (LCVs-N1 Segment)		
2.2 TDCi (P8FA)	Eq.V_ 2600-3000 kg.	Diesel	FWD	2198	63	85	04.06-08.14	■	
2.2 TDCi (P8FB)	Eq.V_ 2600-3000 kg.	Diesel	FWD	2198	63	85	04.06-08.14	■	
2.2 TDCi (DRFA)	Eq.V_ 2600-3000 kg.	Diesel	FWD	2198	74	100	10.11-08.14	■	
2.2 TDCi (DRFB)	Eq.V_ 2600-3000 kg.	Diesel	FWD	2198	74	100	10.11-08.14	■	
2.2 TDCi (DRFC)	Eq.V_ 2600-3000 kg.	Diesel	FWD	2198	74	100	10.11-08.14	■	
2.2 TDCi (DRFD)	Eq.V_ 2600-3000 kg.	Diesel	FWD	2198	74	100	10.11-08.14	■	
2.2 TDCi (DRFE)	Eq.V_ 2600-3000 kg.	Diesel	FWD	2198	74	100	10.11-08.14	■	
2.2 TDCi RWD (DRRA)		Diesel	RWD	2198	74	100	10.11-08.14	■	
2.2 TDCi RWD (DRRB)		Diesel	RWD	2198	74	100	10.11-08.14	■	
2.2 TDCi RWD (DRRC)		Diesel	RWD	2198	74	100	10.11-08.14	■	
2.2 TDCi (QVFA)	Eq.V_ 2600-3000 kg.	Diesel	FWD	2198	81	110	04.06-08.14	■	
2.2 TDCi (SRFA)	Eq.V_ 2600-3000 kg.	Diesel	FWD	2198	85	115	10.08-08.14	■	
2.2 TDCi (SRFB)	Eq.V_ 2600-3000 kg.	Diesel	FWD	2198	85	115	10.08-08.14	■	
2.2 TDCi (SRFC)	Eq.V_ 2600-3000 kg.	Diesel	FWD	2198	85	115	10.08-08.14	■	
2.2 TDCi (SRFD)	Eq.V_ 2600-3000 kg.	Diesel	FWD	2198	85	115	10.08-08.14	■	
2.2 TDCi (SRFE)	Eq.V_ 2600-3000 kg.	Diesel	FWD	2198	85	115	10.08-08.14	■	
2.2 TDCi (CYFA)	Eq.V_ 2600-3000 kg.	Diesel	FWD	2198	92	125	10.11-08.14	■	
2.2 TDCi (CYFB)	Eq.V_ 2600-3000 kg.	Diesel	FWD	2198	92	125	10.11-08.14	■	
2.2 TDCi (CYFC)	Eq.V_ 2600-3000 kg.	Diesel	FWD	2198	92	125	10.11-08.14	■	
2.2 TDCi (CYFD)	Eq.V_ 2600-3000 kg.	Diesel	FWD	2198	92	125	10.11-08.14	■	
2.2 TDCi 4x4 (CYRB)		Diesel	4WD	2198	92	125	10.11-08.14	■	
2.2 TDCi 4x4 (CYRC)		Diesel	4WD	2198	92	125	10.11-08.14	■	
2.2 TDCi RWD (CYRA)		Diesel	RWD	2198	92	125	10.11-08.14	■	
2.2 TDCi (QWFA)	Eq.V_ 2600-3000 kg.	Diesel	FWD	2198	96	130	04.06-08.14	■	
2.2 TDCi (PGFA)	Eq.V_ 2600-3000 kg.	Diesel	FWD	2198	103	140	10.07-08.14	■	
2.2 TDCi (PGFB)	Eq.V_ 2600-3000 kg.	Diesel	FWD	2198	103	140	10.07-08.14	■	
2.2 TDCi (UHFA)	Eq.V_ 2600-3000 kg.	Diesel	FWD	2198	103	140	10.07-08.14	■	
2.2 TDCi (UHFB)	Eq.V_ 2600-3000 kg.	Diesel	FWD	2198	103	140	10.07-08.14	■	
2.2 TDCi (UHFC)	Eq.V_ 2600-3000 kg.	Diesel	FWD	2198	103	140	10.07-08.14	■	
2.2 TDCi RWD (CVRA)		Diesel	RWD	2198	114	155	10.11-08.14	■	
2.2 TDCi RWD (CVRB)		Diesel	RWD	2198	114	155	10.11-08.14	■	
2.2 TDCi RWD (CVRC)		Diesel	RWD	2198	114	155	10.11-08.14	■	
2.4 TDCi RWD (PHFA)		Diesel	RWD	2402	74	100	04.06-08.14	■	
2.4 TDCi RWD (PHFC)		Diesel	RWD	2402	74	100	04.06-08.14	■	
2.4 TDCi 4x4 (H9FB)		Diesel	4WD	2402	103	140	11.06-08.14	■	
TRANSIT V (FA_) 04.06-							Van (LCVs-N1 Segment)		
2.2 TDCi (P8FA)	Eq.V_ 2600-3000 kg.	Diesel	FWD	2198	63	85	04.06-08.14	■	
2.2 TDCi (P8FB)	Eq.V_ 2600-3000 kg.	Diesel	FWD	2198	63	85	04.06-08.14	■	
2.2 TDCi (DRFA)	Eq.V_ 2600-3000 kg.	Diesel	FWD	2198	74	100	10.11-08.14	■	
2.2 TDCi (DRFB)	Eq.V_ 2600-3000 kg.	Diesel	FWD	2198	74	100	10.11-08.14	■	
2.2 TDCi (DRFC)	Eq.V_ 2600-3000 kg.	Diesel	FWD	2198	74	100	10.11-08.14	■	
2.2 TDCi (DRFD)	Eq.V_ 2600-3000 kg.	Diesel	FWD	2198	74	100	10.11-08.14	■	

LISTA DE APLICACIONES - BUYERS GUIDE

2.2 TDCi (DRFE)	Eq.V_ 2600-3000 kg.	Diesel	FWD	2198	74	100	10.11-08.14	■
2.2 TDCi RWD (DRRA)		Diesel	RWD	2198	74	100	10.11-08.14	■
2.2 TDCi RWD (DRRB)		Diesel	RWD	2198	74	100	10.11-08.14	■
2.2 TDCi RWD (DRRC)		Diesel	RWD	2198	74	100	10.11-08.14	■
2.2 TDCi (QVFA)	Eq.V_ 2600-3000 kg.	Diesel	FWD	2198	81	110	04.06-08.14	■
2.2 TDCi (SRFA)	Eq.V_ 2600-3000 kg.	Diesel	FWD	2198	85	115	10.08-08.14	■
2.2 TDCi (SRFB)	Eq.V_ 2600-3000 kg.	Diesel	FWD	2198	85	115	10.08-08.14	■
2.2 TDCi (SRFC)	Eq.V_ 2600-3000 kg.	Diesel	FWD	2198	85	115	10.08-08.14	■
2.2 TDCi (SRFD)	Eq.V_ 2600-3000 kg.	Diesel	FWD	2198	85	115	10.08-08.14	■
2.2 TDCi (SRFE)	Eq.V_ 2600-3000 kg.	Diesel	FWD	2198	85	115	10.08-08.14	■
2.2 TDCi (CYFA)	Eq.V_ 2600-3000 kg.	Diesel	FWD	2198	92	125	10.11-08.14	■
2.2 TDCi (CYFB)	Eq.V_ 2600-3000 kg.	Diesel	FWD	2198	92	125	10.11-08.14	■
2.2 TDCi (CYFC)	Eq.V_ 2600-3000 kg.	Diesel	FWD	2198	92	125	10.11-08.14	■
2.2 TDCi (CYFD)	Eq.V_ 2600-3000 kg.	Diesel	FWD	2198	92	125	10.11-08.14	■
2.2 TDCi 4x4 (CYRB)		Diesel	4WD	2198	92	125	10.11-08.14	■
2.2 TDCi 4x4 (CYRC)		Diesel	4WD	2198	92	125	10.11-08.14	■
2.2 TDCi RWD (CYRA)		Diesel	RWD	2198	92	125	09.11-12.14	■
2.2 TDCi (QWFA)	Eq.V_ 2600-3000 kg.	Diesel	FWD	2198	96	130	04.06-08.14	■
2.2 TDCi (PGFA)	Eq.V_ 2600-3000 kg.	Diesel	FWD	2198	103	140	10.07-08.14	■
2.2 TDCi (PGFB)	Eq.V_ 2600-3000 kg.	Diesel	FWD	2198	103	140	10.07-08.14	■
2.2 TDCi (UHFA)	Eq.V_ 2600-3000 kg.	Diesel	FWD	2198	103	140	10.07-08.14	■
2.2 TDCi (UHFB)	Eq.V_ 2600-3000 kg.	Diesel	FWD	2198	103	140	10.07-08.14	■
2.2 TDCi (UHFC)	Eq.V_ 2600-3000 kg.	Diesel	FWD	2198	103	140	10.07-08.14	■
2.2 TDCi RWD (CVRA)		Diesel	RWD	2198	114	155	10.11-08.14	■
2.2 TDCi RWD (CVRB)		Diesel	RWD	2198	114	155	10.11-08.14	■
2.2 TDCi RWD (CVRC)		Diesel	RWD	2198	114	155	10.11-08.14	■
2.4 TDCi RWD (PHFA)		Diesel	RWD	2402	74	100	04.06-08.14	■
2.4 TDCi RWD (PHFC)		Diesel	RWD	2402	74	100	04.06-08.14	■
2.4 TDCi 4x4 (H9FB)		Diesel	4WD	2402	103	140	11.06-08.14	■
TRANSIT CONNECT (P65_, P70_, P80_) 06.02-						Box Body/MPV (LCVs-N1 Segment)		
1.8 TDCi (RWPA)		Diesel	FWD	1753	81	110	08.06-12.13	■
1.8 TDCi (RWPB)		Diesel	FWD	1753	81	110	08.06-12.13	■
1.8 TDCi (RWPC)		Diesel	FWD	1753	81	110	08.06-12.13	■
1.8 TDCi (RWPD)		Diesel	FWD	1753	81	110	08.06-12.13	■
TRANSIT TOURNEO III 07.06-08.14						Bus (Minibus-M2-Segment)		
2.2 TDCi (QVFA)	Eq.V_ 2600-3000 kg.	Diesel	FWD	2198	81	110	07.06-08.14	■
2.2 TDCi (SRFA)	Eq.V_ 2600-3000 kg.	Diesel	FWD	2198	85	115	10.08-08.14	■
2.2 TDCi (SRFB)	Eq.V_ 2600-3000 kg.	Diesel	FWD	2198	85	115	10.08-08.14	■
2.2 TDCi (SRFC)	Eq.V_ 2600-3000 kg.	Diesel	FWD	2198	85	115	10.08-08.14	■
2.2 TDCi (SRFD)	Eq.V_ 2600-3000 kg.	Diesel	FWD	2198	85	115	10.08-08.14	■
2.2 TDCi (SRFE)	Eq.V_ 2600-3000 kg.	Diesel	FWD	2198	85	115	10.08-08.14	■
2.2 (CYFA)		Diesel	FWD	2198	92	125	10.11-08.14	■
2.2 (CYFB)		Diesel	FWD	2198	92	125	10.11-08.14	■
2.2 (CYFC)		Diesel	FWD	2198	92	125	10.11-08.14	■
2.2 (CYFD)		Diesel	FWD	2198	92	125	10.11-08.14	■
2.2 TDCi (QWFA)	Eq.V_ 2600-3000 kg.	Diesel	FWD	2198	96	131	07.06-08.14	■
2.2 TDCi (PGFA)	Eq.V_ 2600-3000 kg.	Diesel	FWD	2198	103	140	10.07-08.14	■
2.2 TDCi (PGFB)	Eq.V_ 2600-3000 kg.	Diesel	FWD	2198	103	140	10.07-08.14	■
2.2 TDCi (UHFA)	Eq.V_ 2600-3000 kg.	Diesel	FWD	2198	103	140	10.07-08.14	■
2.2 TDCi (UHFB)	Eq.V_ 2600-3000 kg.	Diesel	FWD	2198	103	140	10.07-08.14	■
2.2 TDCi (UHFC)	Eq.V_ 2600-3000 kg.	Diesel	FWD	2198	103	140	10.07-08.14	■

LISTA DE APLICACIONES - BUYERS GUIDE