

LISTA DE APLICACIONES - BUYERS GUIDE

141793

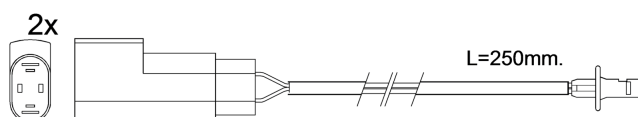
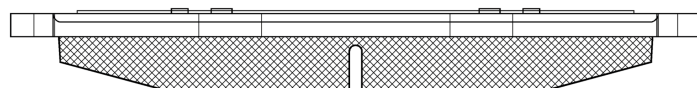
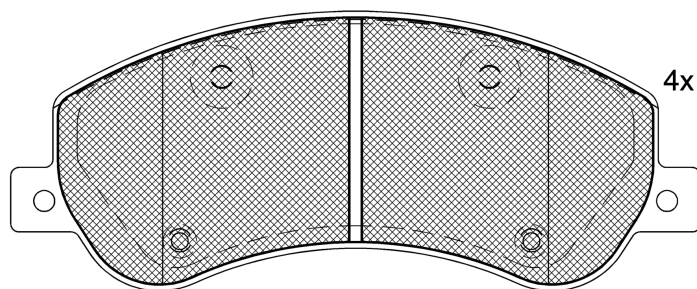


8 424073 095794

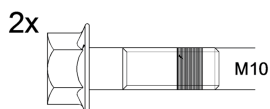
Qty: 300

Weight: 2.360

O.E.M.	MAKE
1 371 402	FORD
1 433 952	FORD
1 488 962	FORD
1 553 797	FORD
1 560 014	FORD
1 721 087	FORD
1 824 346	FORD
6C11-2K021-AB	FORD
6C11-2K021-AC	FORD
6C11-2K021-AD	FORD
6C11-2K021-AE	FORD
9C11-2K021-AA	FORD
ME6C1J-2K021-AA	FORD
ME6C1J-2K021-AB	FORD
S6DM-3501110	BYD



1 - Ref. 610412 E



1 - Ref. 690174 E

141793

E 9 90R-01111/2206



Bosch

164.8x66.8x18.8

WVA	FMSI
22262	D1555-8767
24484	D1555-9593
MAKE	
FORD	



Trac.	CC	Kw	CV
-------	----	----	----



Front / Rear

FORD

TRANSIT V (FD_, FB_, FS_, FZ_, FC_) 04.06-

Bus (Minibus-M2-Segment)

Engine	Weight	Fuel	Drive	CC	Kw	CV	Period	Front	Rear
2.2 TDCi (P8FA)	Eq.V_ 3000-3500 kg.	Diesel	FWD	2198	63	85	04.06-08.14	■	■
2.2 TDCi (P8FB)	Eq.V_ 3000-3500 kg.	Diesel	FWD	2198	63	85	04.06-08.14	■	■
2.2 TDCi RWD (DRRA)		Diesel	RWD	2198	74	100	10.11-08.14	■	■
2.2 TDCi RWD (DRRB)		Diesel	RWD	2198	74	100	10.11-08.14	■	■
2.2 TDCi RWD (DRRC)		Diesel	RWD	2198	74	100	10.11-08.14	■	■
2.2 TDCi (QVFA)	Eq.V_ 3000-3500 kg.	Diesel	FWD	2198	81	110	04.06-08.14	■	■
2.2 TDCi (SRFA)	Eq.V_ 3000-3500 kg.	Diesel	FWD	2198	85	115	10.08-08.14	■	■
2.2 TDCi (SRFB)	Eq.V_ 3000-3500 kg.	Diesel	FWD	2198	85	115	10.08-08.14	■	■
2.2 TDCi (SRFC)	Eq.V_ 3000-3500 kg.	Diesel	FWD	2198	85	115	10.08-08.14	■	■
2.2 TDCi (SRFD)	Eq.V_ 3000-3500 kg.	Diesel	FWD	2198	85	115	10.08-08.14	■	■
2.2 TDCi (SRFE)	Eq.V_ 3000-3500 kg.	Diesel	FWD	2198	85	115	10.08-08.14	■	■
2.2 TDCi (CYFA)		Diesel	FWD	2198	92	125	10.11-08.14	■	■
2.2 TDCi (CYFB)		Diesel	FWD	2198	92	125	10.11-08.14	■	■
2.2 TDCi (CYFC)		Diesel	FWD	2198	92	125	10.11-08.14	■	■
2.2 TDCi (CYFD)		Diesel	FWD	2198	92	125	10.11-08.14	■	■
2.2 TDCi RWD (CYRA)		Diesel	RWD	2198	92	125	09.11-12.14	■	■
2.2 TDCi (QWFA)	Eq.V_ 3000-3500 kg.	Diesel	FWD	2198	96	130	04.06-08.14	■	■
2.2 TDCi RWD (USRA)		Diesel	RWD	2198	100	135	09.11-08.14	■	■
2.2 TDCi RWD (USRB)		Diesel	RWD	2198	100	135	09.11-08.14	■	■
2.2 TDCi (PGFA)	Eq.V_ 3000-3500 kg.	Diesel	FWD	2198	103	140	10.07-08.14	■	■
2.2 TDCi (PGFB)	Eq.V_ 3000-3500 kg.	Diesel	FWD	2198	103	140	10.07-08.14	■	■
2.2 TDCi (UHFA)	Eq.V_ 3000-3500 kg.	Diesel	FWD	2198	103	140	10.07-08.14	■	■
2.2 TDCi (UHFB)	Eq.V_ 3000-3500 kg.	Diesel	FWD	2198	103	140	10.07-08.14	■	■

LISTA DE APLICACIONES - BUYERS GUIDE

2.2 TDCi (UHFC)	Eq.V_ 3000-3500 kg.	Diesel	FWD	2198	103	140	10.07-08.14	■
2.4 TDCi (PHFA)		Diesel	RWD	2402	74	100	04.06-08.14	■
2.4 TDCi (PHFC)		Diesel	RWD	2402	74	100	04.06-08.14	■
2.4 TDCi (JXFA)		Diesel	RWD	2402	85	115	04.06-08.14	■
2.4 TDCi (JXFC)		Diesel	RWD	2402	85	115	04.06-08.14	■
2.4 TDCi (H9FD)		Diesel	RWD	2402	103	140	04.06-08.14	■
2.4 TDCi 4x4 (H9FB)		Diesel	4WD	2402	103	140	11.06-08.14	■
3.2 TDCi (SAFA)		Diesel	RWD	3199	147	200	02.08-08.14	■
3.2 TDCi (SAFB)		Diesel	RWD	3199	147	200	02.08-08.14	■
TRANSIT V (FM_ _, FN_ _, FF_ _) 04.06-12.14					Platform/Chassis (LCVs-N1 Segment)			
2.3 16V RWD (GZFA)		Gasolina	RWD	2261	107	145	04.06-08.14	■
2.3 16V RWD (GZFB)		Gasolina	RWD	2261	107	145	04.06-08.14	■
2.3 16V RWD (GZFC)		Gasolina	RWD	2261	107	145	04.06-08.14	■
2.3 16V LPG RWD (GZFC)		Gasol./G as (LPG)	RWD	2261	107	145	04.06-08.14	■
2.3 16V CNG RWD (GZFC)		Gasol./G as (CNG)	RWD	2261	100	136	04.06-08.14	■
2.2 TDCi (P8FA)	Eq.V_ 3000-3500 kg.	Diesel	FWD	2198	63	85	04.06-08.14	■
2.2 TDCi (P8FB)	Eq.V_ 3000-3500 kg.	Diesel	FWD	2198	63	85	04.06-08.14	■
2.2 TDCi (DRFA)	Eq.V_ 3300-3500 kg.	Diesel	FWD	2198	74	100	10.11-08.14	■
2.2 TDCi (DRFB)	Eq.V_ 3300-3500 kg.	Diesel	FWD	2198	74	100	10.11-08.14	■
2.2 TDCi (DRFC)	Eq.V_ 3300-3500 kg.	Diesel	FWD	2198	74	100	10.11-08.14	■
2.2 TDCi (DRFD)	Eq.V_ 3300-3500 kg.	Diesel	FWD	2198	74	100	10.11-08.14	■
2.2 TDCi (DRFE)	Eq.V_ 3300-3500 kg.	Diesel	FWD	2198	74	100	10.11-08.14	■
2.2 TDCi RWD (DRRA)		Diesel	RWD	2198	74	100	10.11-08.14	■
2.2 TDCi RWD (DRRB)		Diesel	RWD	2198	74	100	10.11-08.14	■
2.2 TDCi RWD (DRRC)		Diesel	RWD	2198	74	100	10.11-08.14	■
2.2 TDCi (QVFA)	Eq.V_ 3000-3500 kg.	Diesel	FWD	2198	81	110	04.06-08.14	■
2.2 TDCi (SRFA)	Eq.V_ 3000-3500 kg.	Diesel	FWD	2198	85	115	10.08-08.14	■
2.2 TDCi (SRFB)	Eq.V_ 3000-3500 kg.	Diesel	FWD	2198	85	115	10.08-08.14	■
2.2 TDCi (SRFC)	Eq.V_ 3000-3500 kg.	Diesel	FWD	2198	85	115	10.08-08.14	■
2.2 TDCi (SRFD)	Eq.V_ 3000-3500 kg.	Diesel	FWD	2198	85	115	10.08-08.14	■
2.2 TDCi (SRFE)	Eq.V_ 3000-3500 kg.	Diesel	FWD	2198	85	115	10.08-08.14	■
2.2 TDCi (CYFA)	Eq.V_ 3300-3500 kg.	Diesel	FWD	2198	92	125	10.11-08.14	■
2.2 TDCi (CYFB)	Eq.V_ 3300-3500 kg.	Diesel	FWD	2198	92	125	10.11-08.14	■
2.2 TDCi (CYFC)	Eq.V_ 3300-3500 kg.	Diesel	FWD	2198	92	125	10.11-08.14	■
2.2 TDCi (CYFD)	Eq.V_ 3300-3500 kg.	Diesel	FWD	2198	92	125	10.11-08.14	■
2.2 TDCi 4x4 (CYRB)		Diesel	4WD	2198	92	125	10.11-08.14	■
2.2 TDCi 4x4 (CYRC)		Diesel	4WD	2198	92	125	10.11-08.14	■
2.2 TDCi RWD (CYRA)		Diesel	RWD	2198	92	125	10.11-08.14	■
2.2 TDCi (QWFA)	Eq.V_ 3000-3500 kg.	Diesel	FWD	2198	96	130	04.06-08.14	■
2.2 TDCi (PGFA)	Eq.V_ 3000-3500 kg.	Diesel	FWD	2198	103	140	10.07-09.11	■
2.2 TDCi (PGFB)	Eq.V_ 3000-3500 kg.	Diesel	FWD	2198	103	140	10.07-09.11	■
2.2 TDCi (UHFA)	Eq.V_ 3000-3500 kg.	Diesel	FWD	2198	103	140	10.07-09.11	■
2.2 TDCi (UHFB)	Eq.V_ 3000-3500 kg.	Diesel	FWD	2198	103	140	10.07-09.11	■
2.2 TDCi (UHFC)	Eq.V_ 3000-3500 kg.	Diesel	FWD	2198	103	140	10.07-09.11	■
2.2 TDCi RWD (CVRA)		Diesel	RWD	2198	114	155	10.11-08.14	■
2.2 TDCi RWD (CVRB)		Diesel	RWD	2198	114	155	10.11-08.14	■
2.2 TDCi RWD (CVRC)		Diesel	RWD	2198	114	155	10.11-08.14	■
2.4 TDCi RWD (PHFA)		Diesel	RWD	2402	74	100	04.06-08.14	■
2.4 TDCi RWD (PHFC)		Diesel	RWD	2402	74	100	04.06-08.14	■

LISTA DE APLICACIONES - BUYERS GUIDE

2.4 TDCi RWD (JXFA)		Diesel	RWD	2402	85	115	04.06-08.14	■
2.4 TDCi RWD (JXFC)		Diesel	RWD	2402	85	115	04.06-08.14	■
2.4 TDCi 4x4 (H9FB)		Diesel	4WD	2402	103	140	11.06-08.14	■
2.4 TDCi RWD (H9FD)		Diesel	RWD	2402	103	140	04.06-08.14	■
3.2 TDCi RWD (SAFA)		Diesel	RWD	3199	147	200	09.07-08.14	■
3.2 TDCi RWD (SAFB)		Diesel	RWD	3199	147	200	09.07-08.14	■
TRANSIT V (FA_ _) 04.06-					Van (LCVs-N1 Segment)			
2.3 16V RWD (GZFA)		Gasolina	RWD	2261	107	145	04.06-08.14	■
2.3 16V RWD (GZFB)		Gasolina	RWD	2261	107	145	04.06-08.14	■
2.3 16V RWD (GZFC)		Gasolina	RWD	2261	107	145	04.06-08.14	■
2.3 16V LPG RWD (GZFC)		Gasol./Gas (LPG)	RWD	2261	107	145	04.06-08.14	■
2.3 16V CNG RWD (GZFC)		Gasol./Gas (CNG)	RWD	2261	100	136	04.06-08.14	■
2.2 TDCi (P8FA)	Eq.V_ 3000-3500 kg.	Diesel	FWD	2198	63	85	04.06-08.14	■
2.2 TDCi (P8FB)	Eq.V_ 3000-3500 kg.	Diesel	FWD	2198	63	85	04.06-08.14	■
2.2 TDCi (DRFA)	Eq.V_ 3300-3500 kg.	Diesel	FWD	2198	74	100	10.11-08.14	■
2.2 TDCi (DRFB)	Eq.V_ 3300-3500 kg.	Diesel	FWD	2198	74	100	10.11-08.14	■
2.2 TDCi (DRFC)	Eq.V_ 3300-3500 kg.	Diesel	FWD	2198	74	100	10.11-08.14	■
2.2 TDCi (DRFD)	Eq.V_ 3300-3500 kg.	Diesel	FWD	2198	74	100	10.11-08.14	■
2.2 TDCi (DRFE)	Eq.V_ 3300-3500 kg.	Diesel	FWD	2198	74	100	10.11-08.14	■
2.2 TDCi RWD (DRRA)		Diesel	RWD	2198	74	100	10.11-08.14	■
2.2 TDCi RWD (DRRB)		Diesel	RWD	2198	74	100	10.11-08.14	■
2.2 TDCi RWD (DRRC)		Diesel	RWD	2198	74	100	10.11-08.14	■
2.2 TDCi (QVFA)	Eq.V_ 3000-3500 kg.	Diesel	FWD	2198	81	110	04.06-08.14	■
2.2 TDCi (SRFA)	Eq.V_ 3000-3500 kg.	Diesel	FWD	2198	85	115	10.08-08.14	■
2.2 TDCi (SRFB)	Eq.V_ 3000-3500 kg.	Diesel	FWD	2198	85	115	10.08-08.14	■
2.2 TDCi (SRFC)	Eq.V_ 3000-3500 kg.	Diesel	FWD	2198	85	115	10.08-08.14	■
2.2 TDCi (SRFD)	Eq.V_ 3000-3500 kg.	Diesel	FWD	2198	85	115	10.08-08.14	■
2.2 TDCi (SRFE)	Eq.V_ 3000-3500 kg.	Diesel	FWD	2198	85	115	10.08-08.14	■
2.2 TDCi (CYFA)	Eq.V_ 3300-3500 kg.	Diesel	FWD	2198	92	125	10.11-08.14	■
2.2 TDCi (CYFB)	Eq.V_ 3300-3500 kg.	Diesel	FWD	2198	92	125	10.11-08.14	■
2.2 TDCi (CYFC)	Eq.V_ 3300-3500 kg.	Diesel	FWD	2198	92	125	10.11-08.14	■
2.2 TDCi (CYFD)	Eq.V_ 3300-3500 kg.	Diesel	FWD	2198	92	125	10.11-08.14	■
2.2 TDCi 4x4 (CYRB)		Diesel	4WD	2198	92	125	10.11-08.14	■
2.2 TDCi 4x4 (CYRC)		Diesel	4WD	2198	92	125	10.11-08.14	■
2.2 TDCi RWD (CYRA)		Diesel	RWD	2198	92	125	09.11-12.14	■
2.2 TDCi (QWFA)	Eq.V_ 3000-3500 kg.	Diesel	FWD	2198	96	130	04.06-08.14	■
2.2 TDCi RWD (USRA)		Diesel	RWD	2198	100	136	10.11-08.14	■
2.2 TDCi RWD (USRB)		Diesel	RWD	2198	100	136	10.11-08.14	■
2.2 TDCi (PGFA)	Eq.V_ 3000-3500 kg.	Diesel	FWD	2198	103	140	10.07-08.14	■
2.2 TDCi (PGFB)	Eq.V_ 3000-3500 kg.	Diesel	FWD	2198	103	140	10.07-08.14	■
2.2 TDCi (UHFA)	Eq.V_ 3000-3500 kg.	Diesel	FWD	2198	103	140	10.07-08.14	■
2.2 TDCi (UHFB)	Eq.V_ 3000-3500 kg.	Diesel	FWD	2198	103	140	10.07-08.14	■
2.2 TDCi (UHFC)	Eq.V_ 3000-3500 kg.	Diesel	FWD	2198	103	140	10.07-08.14	■
2.2 TDCi RWD (CVRA)		Diesel	RWD	2198	114	155	10.11-08.14	■
2.2 TDCi RWD (CVRB)		Diesel	RWD	2198	114	155	10.11-08.14	■
2.2 TDCi RWD (CVRC)		Diesel	RWD	2198	114	155	10.11-08.14	■
2.4 TDCi RWD (PHFA)		Diesel	RWD	2402	74	100	04.06-08.14	■
2.4 TDCi RWD (PHFC)		Diesel	RWD	2402	74	100	04.06-08.14	■
2.4 TDCi RWD (JXFA)		Diesel	RWD	2402	85	115	04.06-08.14	■
2.4 TDCi RWD (JXFC)		Diesel	RWD	2402	85	115	04.06-08.14	■

LISTA DE APLICACIONES - BUYERS GUIDE

2.4 TDCi 4x4 (H9FB)		Diesel	4WD	2402	103	140	11.06-08.14	■
2.4 TDCi RWD (H9FB)		Diesel	RWD	2402	103	140	04.06-08.14	■
2.4 TDCi RWD (H9FD)		Diesel	RWD	2402	103	140	04.06-08.14	■
3.2 TDCi RWD (SAFA)		Diesel	RWD	3199	147	200	09.07-08.14	■
3.2 TDCi RWD (SAFB)		Diesel	RWD	3199	147	200	09.07-08.14	■
TRANSIT CONNECT (P65_, P70_, P80_) 06.02-					Box Body/MPV (LCVs-N1 Segment)			
1.8 TDCi (RWPA)		Diesel	FWD	1753	81	110	08.06-12.13	■
1.8 TDCi (RWPB)		Diesel	FWD	1753	81	110	08.06-12.13	■
1.8 TDCi (RWPC)		Diesel	FWD	1753	81	110	08.06-12.13	■
1.8 TDCi (RWPD)		Diesel	FWD	1753	81	110	08.06-12.13	■
TRANSIT TOURNEO III 07.06-08.14					Bus (Minibus-M2-Segment)			
2.2 TDCi (QVFA)	Eq.V_ 3000-3500 kg.	Diesel	FWD	2198	81	110	07.06-08.14	■
2.2 TDCi (SRFA)	Eq.V_ 3000-3500 kg.	Diesel	FWD	2198	85	115	10.08-08.14	■
2.2 TDCi (SRFB)	Eq.V_ 3000-3500 kg.	Diesel	FWD	2198	85	115	10.08-08.14	■
2.2 TDCi (SRFC)	Eq.V_ 3000-3500 kg.	Diesel	FWD	2198	85	115	10.08-08.14	■
2.2 TDCi (SRFD)	Eq.V_ 3000-3500 kg.	Diesel	FWD	2198	85	115	10.08-08.14	■
2.2 TDCi (SRFE)	Eq.V_ 3000-3500 kg.	Diesel	FWD	2198	85	115	10.08-08.14	■
2.2 (CYFA)		Diesel	FWD	2198	92	125	10.11-08.14	■
2.2 (CYFB)		Diesel	FWD	2198	92	125	10.11-08.14	■
2.2 (CYFC)		Diesel	FWD	2198	92	125	10.11-08.14	■
2.2 (CYFD)		Diesel	FWD	2198	92	125	10.11-08.14	■
2.2 TDCi (QWFA)	Eq.V_ 3000-3500 kg.	Diesel	FWD	2198	96	131	07.06-08.14	■
2.2 TDCi (PGFA)	Eq.V_ 3000-3500 kg.	Diesel	FWD	2198	103	140	10.07-08.14	■
2.2 TDCi (PGFB)	Eq.V_ 3000-3500 kg.	Diesel	FWD	2198	103	140	10.07-08.14	■
2.2 TDCi (UHFA)	Eq.V_ 3000-3500 kg.	Diesel	FWD	2198	103	140	10.07-08.14	■
2.2 TDCi (UHFB)	Eq.V_ 3000-3500 kg.	Diesel	FWD	2198	103	140	10.07-08.14	■
2.2 TDCi (UHFC)	Eq.V_ 3000-3500 kg.	Diesel	FWD	2198	103	140	10.07-08.14	■