

LISTA DE APLICACIONES - BUYERS GUIDE

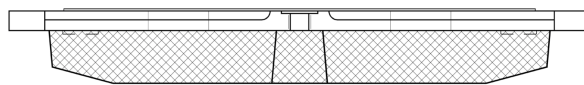
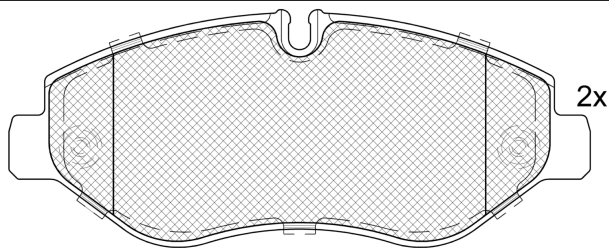
141846



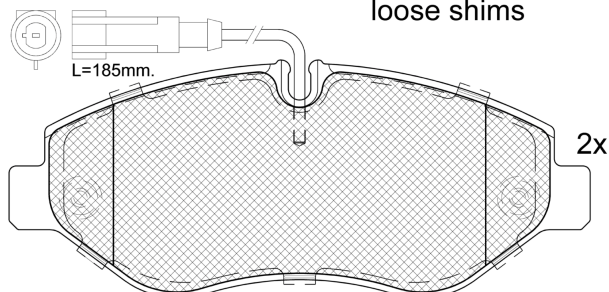
Qty: 300

Weight: 2.620

O.E.M.	MAKE
5001 868 606	RENAULT TRUCKS
74 85 116 333	RENAULT TRUCKS
D1060-9X60B	NISSAN
D1060-MB200	NISSAN
D1060-MB600	NISSAN
D1060-MB60A	NISSAN



loose shims



Ref. 690142 E

141846

E 9 90R-01111/2209



Brembo

163.2x66.8x20.9

WVA	FMSI
29229	D1581-8793
29230	

MAKE
CITROËN
DADI
FORD ASIA & OCEANIA
HONDA
LIFAN
NISSAN
RENAULT TRUCKS
TOYOTA



Trac.	CC	Kw	CV
-------	----	----	----



Front / Rear

CITROËN

XSARA (N2) 10.97-03.10				Estate (Compact car-C Segment)			
1.9 TD (DHY (XUD9TE/Y))	Diesel	FWD	1905	66	90	10.97-09.00	■

DADI

CITY COURSER 09.01-08.04				Closed Off-Road Vehicle (Compact SUV-J Segment)			
2.2	Gasolina	FWD	2237	76	103	09.01-08.04	■
2.8 TD A las 4 ruedas	Diesel	RWD	2771	74	101	09.01-08.04	■

CITY COURSER II 09.04-				Closed Off-Road Vehicle (Compact SUV-J Segment)			
2.2	Gasolina	FWD	2237	76	103	09.04-	■
2.4 A las 4 ruedas	Gasolina	FWD	2351	97	132	09.04-12.12	■

FORD ASIA & OCEANIA

FESTIVA (BA_2, BJ_2) 11.90-09.04				Saloon (Supermini car-B Segment)			
1.3 GLX	Gasolina	FWD	1324	55	75	05.94-08.98	■
1.6	Gasolina	FWD	1598	72	98	09.98-09.04	■

HONDA

CITY IV / FIT ARIA (GE4) 11.02-03.09				Saloon (Supermini car-B Segment)			
1.3 SES (L13A1)	Gasolina	FWD	1339	63	86	05.03-07.08	■
1.3 SES (L13A8)	Gasolina	FWD	1339	63	86	05.03-07.08	■
1.5 FF (L15A1)	Gasolina	FWD	1497	70	95	09.04-09.05	■

LIFAN

FENGSHUN / FOISON / VAN 04.10-				MPV (Compact MPV-M1 Segment)			
1.3	Gasolina	FWD	1299	68	93	04.10-	■

LISTA DE APLICACIONES - BUYERS GUIDE

NISSAN									
CABSTAR 09.06-12.12					Platform/Chassis				
28.11		Diesel		2488	81	110	10.06-		■
35.13 (YD25DDTI)		Diesel		2488	96	130	09.06-12.12		■
35.13 (YD25ETI)		Diesel		2488	96	130	09.06-12.12		■
35.15 (ZD30H HD-5)		Diesel		2953	101	137	10.06-		■
CABSTAR (F23, H41, H42) 07.92-09.11					Platform/Chassis (LCVs-N1 Segment)				
2.5 dCi		Diesel	RWD	2488	96	131	10.06-09.11		■
CABSTAR E (F24M, F24W) 09.06-12.13					Platform/Chassis (LCVs-N1 Segment)				
28.11 DCI, 32.11 DCI, 35.11 DCI 2.5 (F24M) (YD25DDTI)		Diesel	RWD	2488	81	110	09.06-12.13		■
34.110 DCI 2.5 (F24M) (YD25DDTI)		Diesel	RWD	2488	82	111	01.07-04.12		■
28.12 DCI, 32.12 DCI, 34.12 DCI, 35.12 DCI 2.5 (F24M) (YD25DDTI)		Diesel	RWD	2488	90	122	09.06-12.13		■
35.13 DCI, 45.13 DCI 2.5 (F24M) (YD25DDTI)		Diesel	RWD	2488	96	131	09.06-12.12		■
35.14 DCI, 45.14 DCI 2.5 (F24M) (YD25DDTI)		Diesel	RWD	2488	100	136	09.06-12.13		■
35.14 DCI, 45.14 DCI 2.5 (F24M) (YD25K3LD-5MI)		Diesel	RWD	2488	100	136	09.06-12.13		■
35.14 DCI 3.0 (F24M) (ZD30DDTI)		Diesel	RWD	2953	101	137	09.06-12.13		■
35.15 DCI, 45.15 DCI 3.0 (F24M) (ZD30)		Diesel	RWD	2953	110	150	09.06-12.13		■
35.15 DCI, 45.15 DCI 3.0 (F24M) (ZD30DDTI)		Diesel	RWD	2953	110	150	09.06-12.13		■
35.15 DCI, 45.15 DCI 3.0 (F24M) (ZD30H HD-5)		Diesel	RWD	2953	110	150	09.06-12.13		■
NT400 CABSTAR (F24F) 01.14-					Dump Truck				
35.12 (YD25K3LD-5LO)		Diesel		2488	90	122	01.14-		■
35.14 (YD25K3LD-5LO)	Weig. 3500	Diesel		2488	100	136	01.14-		■
NT400 CABSTAR (F24M) 09.16-					Dump Truck (Volquete-N2 Segment)				
35.13		Diesel	RWD	2953	96	130	09.16-		■
35.15, 45.15	Weig. 3500	Diesel	RWD	2953	110	150	09.16-		■
NT400 CABSTAR (F24F) 01.14-					Platform/Chassis				
28.12 (YD25K3LD-5LO)		Diesel		2488	90	122	01.14-		■
32.12 (YD25K3LD-5LO)		Diesel		2488	90	122	01.14-		■
35.12 (YD25K3LD-5LO)		Diesel		2488	90	122	01.14-		■
35.14, 35.15 (YD25K3LD-5LO)	Weig. 3500	Diesel		2488	100	136	01.14-		■
45.15 (YD25K3LD-5LO)	Weig. 3500	Diesel		2488	107	145	01.14-		■
NT400 CABSTAR (F24M) 08.09-					Platform/Chassis (LCVs-N1 Segment)				
28.12, 32.12, 35.12 (F91AN, F24M) (YD25K3LD-5LO)		Diesel	RWD	2488	90	122	01.14-		■
35.14, 45.14 (YD25K3LD-5MI)		Diesel	RWD	2488	100	136	01.14-		■
35.15, 45.15 (YD25K3LD-5HO)		Diesel	RWD	2488	107	146	01.14-		■
35.13 (ZD30DDTI)		Diesel	RWD	2953	96	130	09.16-		■
35.15, 45.15 (ZD30DDTI)	Weig. 3500	Diesel	RWD	2953	110	150	09.16-		■
RENAULT TRUCKS									
Maxity 03.07-					Dump Truck				
110.28 (DXI 2,5)		Diesel		2488	81	110	03.07-		■
110.28 (YD25DDTI)		Diesel		2488	81	110	03.07-		■
110.32 (DXI 2,5)		Diesel		2488	81	110	03.07-		■
110.32 (YD25DDTI)		Diesel		2488	81	110	03.07-		■
110.35 (DXI 2,5)		Diesel		2488	81	110	03.07-		■
110.35 (YD25DDTI)		Diesel		2488	81	110	03.07-		■

LISTA DE APLICACIONES - BUYERS GUIDE

130.35 (DXI 2,5)		Diesel		2488	96	130	03.07-	■	
130.35 (YD25DDTI)		Diesel		2488	96	130	03.07-	■	
150.35 (DXI 3)		Diesel		2953	110	150	03.07-	■	
150.35 (ZD30DTI)		Diesel		2953	110	150	03.07-	■	
Maxity 03.07-						Platform/Chassis			
110.28 (DXI 2,5)		Diesel		2488	81	110	03.07-	■	
110.28 (YD25DDTI)		Diesel		2488	81	110	03.07-	■	
110.32 (DXI 2,5)		Diesel		2488	81	110	03.07-	■	
110.32 (YD25DDTI)		Diesel		2488	81	110	03.07-	■	
110.35 (DXI 2,5)		Diesel		2488	81	110	03.07-	■	
110.35 (YD25DDTI)		Diesel		2488	81	110	03.07-	■	
130.35 (DXI 2,5)		Diesel		2488	96	130	03.07-	■	
130.35 (YD25DDTI)		Diesel		2488	96	130	03.07-	■	
150.35 (DXI 3)		Diesel		2953	110	150	03.07-	■	
150.35 (ZD30DTI)		Diesel		2953	110	150	03.07-	■	
TOYOTA									
4RUNNER IV (_N21_) 08.02-12.09						SUV (Executive SUV-J Segment)			
4.0		Gasolina	FWD	3956		176	239	09.05-07.09	■
AVENSIS (_T22_) 09.97-02.03						Estate (Large family car-D Segment)			
1.6 i (AT220_, AT220R) (4A-FE)		Gasolina	FWD	1587		74	101	09.97-10.00	■
AVENSIS (_T22_) 09.97-02.03						Hatchback (Large family car-D Segment)			
1.6 i (AT220_, AT220R) (4A-FE)		Gasolina	FWD	1587		74	101	09.97-10.00	■
1.6 i (AT220_, AT220R) (4A-FE)		Gasolina	FWD	1587		81	110	09.97-10.00	■
1.8 i (AT221_, AT221R) (7A-FE)		Gasolina	FWD	1762		81	110	09.97-10.00	■
2.0 i (ST220_, ST220R) (3S-FE)		Gasolina	FWD	1998		94	128	09.97-10.00	■
AVENSIS (_T22_) 09.97-02.03						Saloon (Large family car-D Segment)			
1.6 i (AT220_, AT220R) (4A-FE)		Gasolina	FWD	1587		74	101	09.97-10.00	■
1.6 i (AT220_, AT220R) (4A-FE)		Gasolina	FWD	1587		81	110	10.97-06.00	■
2.0 i (ST220_, ST220R) (3S-FE)		Gasolina	FWD	1998		94	128	09.97-10.00	■