

LISTA DE APLICACIONES - BUYERS GUIDE

142301

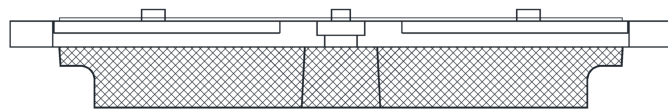
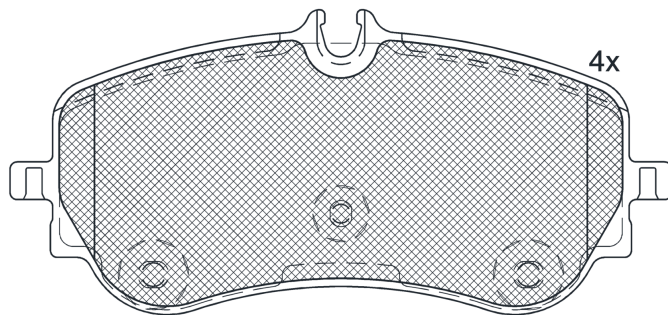


8 424073 180421

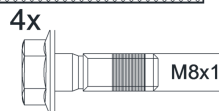
Qty: 300

Weight: 1.995

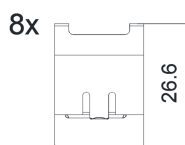
| O.E.M. | MAKE |
|---------------|------|
| 2H6 698 451 | VW |
| 2H6 698 451 A | VW |
| 2N0 698 451 | VW |
| 65508206002 | MAN |
| 65508206005 | MAN |



1-Ref. 640237 E



2-Ref. 690059



1-Ref. 690326 E

142301



90R-02A0111/5196



Chassis Brake Int. (Bosch)

141.2x65x19.1

| WVA | FMSI |
|-------|------------|
| 22802 | D2197-9438 |
| MAKE | |
| MAN | |
| VW | |



| Trac. | CC | Kw | CV |
|-------|----|----|----|
|-------|----|----|----|



Front / Rear

MAN

TGE 02.17-

| | | | | | | Bus (Minibus-M2-Segment) | | | |
|--------------------|------------------------------------|--------|-----|------|-----|--------------------------|-------------|--|---|
| 2.0 TDI (DAUB) | PR 1LA, PR 1X0, PR 1X1, Type U*,*V | Diesel | FWD | 1968 | 75 | 102 | 02.17-06.24 | | ■ |
| 2.0 TDI RWD | PR 1LA, PR 1X0, PR 1X1 | Diesel | RWD | 1968 | 90 | 122 | 01.19- | | ■ |
| 2.0 TDI (DAUA) | PR 1LA, PR 1X0, PR 1X1, Type U*,*V | Diesel | FWD | 1968 | 103 | 140 | 02.17- | | ■ |
| 2.0 TDI AWD (DAUA) | PR 1LA, PR 1X0, PR 1X1, Type U*,*V | Diesel | 4WD | 1968 | 103 | 140 | 02.17- | | ■ |
| 2.0 TDI (DAVA) | PR 1LA, PR 1X0, PR 1X1, Type U*,*V | Diesel | FWD | 1968 | 130 | 177 | 02.17- | | ■ |
| 2.0 TDI AWD (DAVA) | PR 1LA, PR 1X0, PR 1X1, Type U*,*V | Diesel | 4WD | 1968 | 130 | 177 | 02.17- | | ■ |
| 2.0 TDI RWD (DAVA) | PR 1LA, PR 1X0, PR 1X1 | Diesel | RWD | 1968 | 130 | 177 | 02.17-06.24 | | ■ |

TGE (UZ_) 11.16-

| | | | | | | Platform/Chassis (LCVs-N1 Segment) | | | |
|--|--|--------|-----|------|-----|------------------------------------|-------------|--|---|
| 2.0 TDI (DAUB) | PR 1LA, PR 1X0, PR 1X1, Type U*,*V | Diesel | FWD | 1968 | 75 | 102 | 11.16-06.24 | | ■ |
| 2.0 TDI RWD (DASA) | PR 1LA, PR 1X0, PR 1X1, Type U*,*V, for single tyres | Diesel | RWD | 1968 | 90 | 122 | 08.17- | | ■ |
| 2.0 TDI (UZB, UZC, 08V, UZH, UZI, 10V, UZO, UZP, 21V,... (DAUA) | PR 1LA, PR 1X0, PR 1X1, Type U*,*V | Diesel | FWD | 1968 | 103 | 140 | 11.16- | | ■ |
| 2.0 TDI AWD (UZB, UZC, 15V, UZH, UZI, 19V, UZO, UZP,... (DAUA) | PR 1LA, PR 1X0, PR 1X1, Type U*,*V | Diesel | 4WD | 1968 | 103 | 140 | 11.17- | | ■ |
| 2.0 TDI RWD (UZB, UZC, UZH, UZI, UZO, UZP, 14V, 18V, 22V... (DASB) | PR 1LA, PR 1X0, PR 1X1, Type U*,*V, for single tyres | Diesel | RWD | 1968 | 103 | 140 | 11.17- | | ■ |
| 2.0 TDI (DAVA) | PR 1LA, PR 1X0, PR 1X1, Type U*,*V | Diesel | FWD | 1968 | 130 | 177 | 11.16- | | ■ |
| 2.0 TDI AWD (DAVA) | PR 1LA, PR 1X0, PR 1X1, Type U*,*V | Diesel | 4WD | 1968 | 130 | 177 | 11.17- | | ■ |
| 2.0 TDI RWD (DAWA) | PR 1LA, PR 1X0, PR 1X1, Type U*,*V, for single tyres | Diesel | RWD | 1968 | 130 | 177 | 07.17-06.24 | | ■ |

LISTA DE APLICACIONES - BUYERS GUIDE

| TGE 02.17- | | | | | | Van (LCVs-N1 Segment) | | | |
|--|--|-----------|-----|------|--|------------------------------------|-----|-------------|---|
| eTGE (35V, UXB) (EBHA) | PR 1LA, PR 1X0, PR 1X1, Type U*,*V | Eléctrico | FWD | | | 100 | 136 | 07.18- | ■ |
| 2.0 TDI (01V, 03V, 36V, UYB, UYC, UYD) (DAUB) | PR 1LA, PR 1X0, PR 1X1, Type U*,*V | Diesel | FWD | 1968 | | 75 | 102 | 02.17-06.24 | ■ |
| 2.0 TDI RWD (11V, 12V, 33V, 34V, UYB, UYC, UYD) (DASA) | PR 1LA, PR 1X0, PR 1X1, Type U*,*V, for single tyres | Diesel | RWD | 1968 | | 90 | 122 | 08.17- | ■ |
| 2.0 TDI (01V, 03V, 36V, UYB, UYC, UYD) (DAUA) | PR 1LA, PR 1X0, PR 1X1, Type U*,*V | Diesel | FWD | 1968 | | 103 | 140 | 02.17- | ■ |
| 2.0 TDI AWD (02V, 04V, 37V, UYB, UYC, UYD) (DAUA) | PR 1LA, PR 1X0, PR 1X1, Type U*,*V | Diesel | 4WD | 1968 | | 103 | 140 | 04.17- | ■ |
| 2.0 TDI RWD (11V, 12V, UYB, UYC, UYD) (DASB) | PR 1LA, PR 1X0, PR 1X1, Type U*,*V, for single tyres | Diesel | RWD | 1968 | | 103 | 140 | 10.17- | ■ |
| 2.0 TDI (01V, 03V, 36V, UYB, UYC, UYD) (DAVA) | PR 1LA, PR 1X0, PR 1X1, Type U*,*V | Diesel | FWD | 1968 | | 130 | 177 | 02.17- | ■ |
| 2.0 TDI AWD (02V, 04V, 37V, UYB, UYC, UYD) (DAVA) | PR 1LA, PR 1X0, PR 1X1, Type U*,*V | Diesel | 4WD | 1968 | | 130 | 177 | 03.17- | ■ |
| 2.0 TDI RWD (11V, 12V, 33V, 34V, UYB, UYC, UYD) (DAWA) | PR 1LA, PR 1X0, PR 1X1, Type U*,*V, for single tyres | Diesel | RWD | 1968 | | 130 | 177 | 05.17-06.24 | ■ |
| VW | | | | | | | | | |
| AMAROK (2HA, 2HB, S1B, S6B, S7A, S7B) 09.10- | | | | | | Pickup (Pick-Up Truck) | | | |
| 2.0 TSI (CFPA) | PR 2E4 | Gasolina | RWD | 1984 | | 118 | 160 | 12.10-10.16 | ■ |
| 2.0 TDI (CDBA) | PR 2E4 | Diesel | RWD | 1968 | | 90 | 122 | 09.10-10.13 | ■ |
| 2.0 TDI (CNFA) | PR 2E4 | Diesel | RWD | 1968 | | 90 | 122 | 09.10-10.13 | ■ |
| 2.0 TDI 4motion (CDBA) | PR 2E4 | Diesel | 4WD | 1968 | | 90 | 122 | 09.10-10.13 | ■ |
| 2.0 TDI 4motion (CNFA) | PR 2E4 | Diesel | 4WD | 1968 | | 90 | 122 | 09.10-10.13 | ■ |
| 2.0 TDI (CNFB) | PR 2E4 | Diesel | RWD | 1968 | | 103 | 140 | 07.12- | ■ |
| 2.0 TDI 4motion (CNFB) | PR 2E4 | Diesel | 4WD | 1968 | | 103 | 140 | 06.12-05.22 | ■ |
| 2.0 BiTDI (CDCA) | PR 2E4 | Diesel | RWD | 1968 | | 120 | 163 | 09.10-08.12 | ■ |
| 2.0 BiTDI 4motion (CDCA) | PR 2E4 | Diesel | 4WD | 1968 | | 120 | 163 | 09.10-08.12 | ■ |
| 2.0 BiTDI (CNEA) | PR 2E4 | Diesel | RWD | 1968 | | 132 | 180 | 11.11-05.22 | ■ |
| 2.0 BiTDI (CSHA) | PR 2E4 | Diesel | RWD | 1968 | | 132 | 180 | 11.11-05.22 | ■ |
| 2.0 BiTDI 4motion (CNEA) | PR 2E4 | Diesel | 4WD | 1968 | | 132 | 180 | 11.11-05.22 | ■ |
| 2.0 BiTDI 4motion (CSHA) | PR 2E4 | Diesel | 4WD | 1968 | | 132 | 180 | 11.11-05.22 | ■ |
| 3.0 TDI (DDXA) | PR 2E4, disc brak.rear axle | Diesel | RWD | 2967 | | 120 | 163 | 06.16-08.19 | ■ |
| 3.0 TDI 4motion (DDXA) | PR 2E4, disc brak.rear axle | Diesel | 4WD | 2967 | | 120 | 163 | 06.16-06.20 | ■ |
| 3.0 TDI 4motion (DDXB) | PR 2E4, disc brak.rear axle | Diesel | 4WD | 2967 | | 150 | 204 | 06.16-08.20 | ■ |
| 3.0 TDI 4motion (DDXC) | PR 2E4, disc brak.rear axle | Diesel | 4WD | 2967 | | 165 | 224 | 06.16-05.22 | ■ |
| 3.0 TDI 4motion (DDXE) | PR 2E4, disc brak.rear axle | Diesel | 4WD | 2967 | | 190 | 258 | 05.18- | ■ |
| AMAROK (S1B, S6B, S7B) 09.11- | | | | | | Platform/Chassis (LCVs-N1 Segment) | | | |
| 2.0 TDI (CNFB) | PR 2E4 | Diesel | RWD | 1968 | | 103 | 140 | 09.11-10.16 | ■ |
| 2.0 TDI 4motion (CNFB) | PR 2E4 | Diesel | 4WD | 1968 | | 103 | 140 | 09.11-10.16 | ■ |
| 2.0 BiTDI (CNEA) | PR 2E4 | Diesel | RWD | 1968 | | 132 | 180 | 09.11-07.19 | ■ |
| 2.0 BiTDI (CSHA) | PR 2E4 | Diesel | RWD | 1968 | | 132 | 180 | 09.11-07.19 | ■ |
| 2.0 BiTDI 4motion (CNEA) | PR 2E4 | Diesel | 4WD | 1968 | | 132 | 180 | 09.11-07.19 | ■ |
| 2.0 BiTDI 4motion (CSHA) | PR 2E4 | Diesel | 4WD | 1968 | | 132 | 180 | 09.11-07.19 | ■ |
| 3.0 TDI 4motion (DDXB) | PR 2E4, disc brak.rear axle | Diesel | 4WD | 2967 | | 150 | 204 | 06.16-08.20 | ■ |
| 3.0 TDI 4motion (DDXE) | PR 2E4, disc brak.rear axle | Diesel | 4WD | 2967 | | 190 | 258 | 05.18-05.22 | ■ |
| CRAFTER II (SYI, SYJ) 09.16- | | | | | | Bus (Minibus-M2-Segment) | | | |
| 2.0 TDI (DAUB) | PR 1LA, PR 1X0, PR 1X1 | Diesel | FWD | 1968 | | 75 | 102 | 10.16-06.24 | ■ |
| 2.0 TDI (DAUA) | PR 1LA, PR 1X0, PR 1X1 | Diesel | FWD | 1968 | | 103 | 140 | 09.16- | ■ |
| 2.0 TDI 4motion (DAUA) | PR 1LA, PR 1X0, PR 1X1 | Diesel | 4WD | 1968 | | 103 | 140 | 04.17- | ■ |
| 2.0 TDI (DAVA) | PR 1LA, PR 1X0, PR 1X1 | Diesel | FWD | 1968 | | 130 | 177 | 09.16- | ■ |
| 2.0 TDI 4motion (DAVA) | PR 1LA, PR 1X0, PR 1X1 | Diesel | 4WD | 1968 | | 130 | 177 | 03.17- | ■ |

LISTA DE APLICACIONES - BUYERS GUIDE

| CRAFTER II (SZ_) 11.16- | | | | | | Platform/Chassis (LCVs-N1 Segment) | | | |
|--|--|-----------|-----|------|-----|------------------------------------|-------------|---|--|
| 2.0 TDI (DAUB) | PR 1LA, PR 1X0, PR 1X1 | Diesel | FWD | 1968 | 75 | 102 | 11.16-06.24 | ■ | |
| 2.0 TDI RWD (DASC) | PR 1LA, PR 1X0, PR 1X1, for single tyres | Diesel | RWD | 1968 | 80 | 109 | 11.16-06.24 | | |
| 2.0 TDI RWD (DASA) | PR 1LA, PR 1X0, PR 1X1, for single tyres | Diesel | RWD | 1968 | 90 | 122 | 08.17- | | |
| 2.0 TDI (DAUA) | PR 1LA, PR 1X0, PR 1X1 | Diesel | FWD | 1968 | 103 | 140 | 11.16- | | |
| 2.0 TDI 4motion (DAUA) | PR 1LA, PR 1X0, PR 1X1 | Diesel | 4WD | 1968 | 103 | 140 | 11.17- | | |
| 2.0 TDI RWD (SZB, SZC, SZD, SZH, SZI) (DASB) | PR 1LA, PR 1X0, PR 1X1, for single tyres | Diesel | RWD | 1968 | 103 | 140 | 11.17- | | |
| 2.0 TDI (DAVA) | PR 1LA, PR 1X0, PR 1X1 | Diesel | FWD | 1968 | 130 | 177 | 11.16- | | |
| 2.0 TDI 4motion (DAVA) | PR 1LA, PR 1X0, PR 1X1 | Diesel | 4WD | 1968 | 130 | 177 | 03.17- | | |
| 2.0 TDI RWD (DAWA) | PR 1LA, PR 1X0, PR 1X1, for single tyres | Diesel | RWD | 1968 | 130 | 177 | 07.17-06.24 | | |
| CRAFTER II (SY_, SX_) 09.16- | | | | | | Van (LCVs-N1 Segment) | | | |
| e-Crafter (EBHA) | PR 1LA, PR 1X0, PR 1X1 | Eléctrico | FWD | | 100 | 136 | 07.18- | ■ | |
| 2.0 TDI (DAUB) | PR 1LA, PR 1X0, PR 1X1 | Diesel | FWD | 1968 | 75 | 102 | 10.16-06.24 | | |
| 2.0 TDI RWD (DASC) | PR 1LA, PR 1X0, PR 1X1, for single tyres | Diesel | RWD | 1968 | 80 | 109 | 05.17-06.24 | | |
| 2.0 TDI RWD (DASA) | PR 1LA, PR 1X0, PR 1X1, for single tyres | Diesel | RWD | 1968 | 90 | 122 | 08.17- | | |
| 2.0 TDI (DAUA) | PR 1LA, PR 1X0, PR 1X1 | Diesel | FWD | 1968 | 103 | 140 | 09.16- | | |
| 2.0 TDI 4motion (DAUA) | PR 1LA, PR 1X0, PR 1X1 | Diesel | 4WD | 1968 | 103 | 140 | 04.17- | | |
| 2.0 TDI RWD (DASB) | PR 1LA, PR 1X0, PR 1X1, for single tyres | Diesel | RWD | 1968 | 103 | 140 | 10.17- | | |
| 2.0 TDI (DAVA) | PR 1LA, PR 1X0, PR 1X1 | Diesel | FWD | 1968 | 130 | 177 | 09.16- | | |
| 2.0 TDI 4motion (DAVA) | PR 1LA, PR 1X0, PR 1X1 | Diesel | 4WD | 1968 | 130 | 177 | 03.17- | | |
| 2.0 TDI RWD (DAWA) | PR 1LA, PR 1X0, PR 1X1, for single tyres | Diesel | RWD | 1968 | 130 | 177 | 05.17-06.24 | | |
| GRAND CALIFORNIA Camper (SCB, SCC) 04.19- | | | | | | Bus (Minibus-M2-Segment) | | | |
| 2.0 TDI (DAVA) | PR 1LA, PR 1X0, PR 1X1 | Diesel | FWD | 1968 | 130 | 177 | 04.19- | ■ | |
| 2.0 TDI 4motion (DAVA) | PR 1LA, PR 1X0, PR 1X1 | Diesel | 4WD | 1968 | 130 | 177 | 04.19- | | |