


# LISTA DE APLICACIONES - BUYERS GUIDE

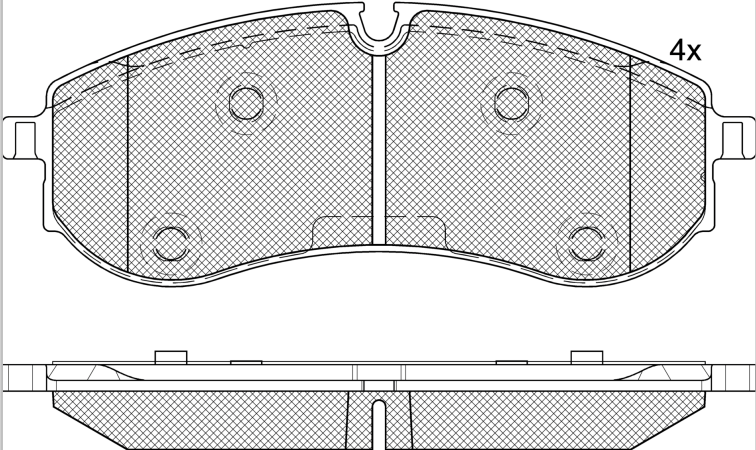
## 142381



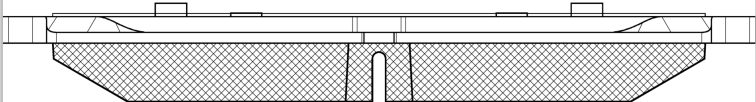
8 424073 202208

Qty: 300      Weight: 2.665


O.E.M.	MAKE
2N0 698 451 A	VW
655 08 206 007	MAN



4x

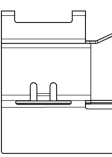


8x



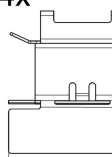
1-Ref. 640252 E

4x



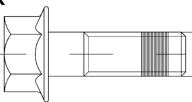
1-Ref. 690457 E

4x



26

4x




M8x1.25

2-Ref. 690174 E

## 142381

**E 9** **90R-02A0111/5532**



Chassis Brake Int. (Bosch)

170.6x64.3x19.9

WVA
22492

MAKE
MAN
VW



Trac.	CC	Kw	CV		
					
					Front / Rear

## MAN

### TGE 02.17-

							Bus (Minibus-M2-Segment)		
2.0 TDI (DAUB)	PR 1LC, Type U, Type V	Diesel	FWD	1968	75	102	02.17-06.24		■
2.0 TDI RWD	PR 1LC, Type U	Diesel	RWD	1968	90	122	01.19-		■
2.0 TDI (DAUA)	PR 1LC, Type U, Type V	Diesel	FWD	1968	103	140	02.17-		■
2.0 TDI AWD (DAUA)	PR 1LC, Type U, Type V	Diesel	4WD	1968	103	140	02.17-		■
2.0 TDI (DAVA)	PR 1LC, Type U, Type V	Diesel	FWD	1968	130	177	02.17-		■
2.0 TDI AWD (DAVA)	PR 1LC, Type U, Type V	Diesel	4WD	1968	130	177	02.17-		■
2.0 TDI RWD (DAVA)	PR 1LC	Diesel	RWD	1968	130	177	02.17-06.24		■

### TGE (UZ\_) 11.16-

							Platform/Chassis (LCVs-N1 Segment)		
2.0 TDI (DAUB)	PR 1LC, Type U, Type V	Diesel	FWD	1968	75	102	11.16-06.24		■
2.0 TDI RWD (DASA)	PR 1LC, Type U, for dual tyres, Type V	Diesel	RWD	1968	90	122	08.17-		■
2.0 TDI (UZB, UZC, 08V, UZH, UZI, 10V, UZO, UZP, 21V,... (DAUA)	PR 1LC, Type U, Type V	Diesel	FWD	1968	103	140	11.16-		■
2.0 TDI AWD (UZB, UZC, 15V, UZH, UZI, 19V, UZO, UZP,... (DAUA)	PR 1LC, Type U, Type V	Diesel	4WD	1968	103	140	11.17-		■
2.0 TDI RWD (UZB, UZC, UZH, UZI, UZO, UZP, 14V, 18V, 22V... (DASB)	PR 1LC, Type U, for dual tyres, Type V	Diesel	RWD	1968	103	140	11.17-		■
2.0 TDI (DAVA)	PR 1LC, Type U, Type V	Diesel	FWD	1968	130	177	11.16-		■
2.0 TDI AWD (DAVA)	PR 1LC, Type U, Type V	Diesel	4WD	1968	130	177	11.17-		■
2.0 TDI RWD (DAWA)	PR 1LC, Type U, for dual tyres, Type V	Diesel	RWD	1968	130	177	07.17-06.24		■

### TGE 02.17-

							Van (LCVs-N1 Segment)		
eTGE (35V, UXB) (EBHA)	PR 1LC, Type U, for dual tyres	Eléctrico	FWD		100	136	07.18-		■
2.0 TDI (01V, 03V, 36V, UYB, UYC, UYD) (DAUB)	PR 1LC, Type U, Type V	Diesel	FWD	1968	75	102	02.17-06.24		■

# LISTA DE APLICACIONES - BUYERS GUIDE

2.0 TDI RWD (11V, 12V, 33V, 34V, UYB, UYC, UYD) (DASA)	PR 1LC, Type U, for dual tyres, Type V	Diesel	RWD	1968	90	122	08.17-	■
2.0 TDI (01V, 03V, 36V, UYB, UYC, UYD) (DAUA)	PR 1LC, Type U, Type V	Diesel	FWD	1968	103	140	02.17-	■
2.0 TDI AWD (02V, 04V, 37V, UYB, UYC, UYD) (DAUA)	PR 1LC, Type U, Type V	Diesel	4WD	1968	103	140	04.17-	■
2.0 TDI RWD (11V, 12V, UYB, UYC, UYD) (DASB)	PR 1LC, Type U, for dual tyres, Type V	Diesel	RWD	1968	103	140	10.17-	■
2.0 TDI (01V, 03V, 36V, UYB, UYC, UYD) (DAVA)	PR 1LC, Type U, Type V	Diesel	FWD	1968	130	177	02.17-	■
2.0 TDI AWD (02V, 04V, 37V, UYB, UYC, UYD) (DAVA)	PR 1LC, Type U, Type V	Diesel	4WD	1968	130	177	03.17-	■
2.0 TDI RWD (11V, 12V, 33V, 34V, UYB, UYC, UYD) (DAWA)	PR 1LC, Type U, for dual tyres, Type V	Diesel	RWD	1968	130	177	05.17-06.24	■
VW								
CRAFTER II (SYI, SYJ) 09.16-						Bus (Minibus-M2-Segment)		
2.0 TDI (DAUB)	PR 1LC	Diesel	FWD	1968	75	102	10.16-06.24	■
2.0 TDI (DAUA)	PR 1LC	Diesel	FWD	1968	103	140	09.16-	■
2.0 TDI 4motion (DAUA)	PR 1LC	Diesel	4WD	1968	103	140	04.17-	■
2.0 TDI (DAVA)	PR 1LC	Diesel	FWD	1968	130	177	09.16-	■
2.0 TDI 4motion (DAVA)	PR 1LC	Diesel	4WD	1968	130	177	03.17-	■
CRAFTER II (SZ_) 11.16-						Platform/Chassis (LCVs-N1 Segment)		
2.0 TDI (DAUB)	PR 1LC	Diesel	FWD	1968	75	102	11.16-06.24	■
2.0 TDI RWD (DASC)	PR 1LC, for dual tyres	Diesel	RWD	1968	80	109	11.16-06.24	■
2.0 TDI RWD (DASA)	PR 1LC, for dual tyres	Diesel	RWD	1968	90	122	08.17-	■
2.0 TDI (DAUA)	PR 1LC	Diesel	FWD	1968	103	140	11.16-	■
2.0 TDI 4motion (DAUA)	PR 1LC	Diesel	4WD	1968	103	140	11.17-	■
2.0 TDI RWD (SZB, SZC, SZD, SZH, SZI) (DASB)	PR 1LC, for dual tyres	Diesel	RWD	1968	103	140	11.17-	■
2.0 TDI (DAVA)	PR 1LC	Diesel	FWD	1968	130	177	11.16-	■
2.0 TDI 4motion (DAVA)	PR 1LC	Diesel	4WD	1968	130	177	03.17-	■
2.0 TDI RWD (DAWA)	PR 1LC, for dual tyres	Diesel	RWD	1968	130	177	07.17-06.24	■
CRAFTER II (SY_, SX_) 09.16-						Van (LCVs-N1 Segment)		
2.0 TDI (DAUB)	PR 1LC	Diesel	FWD	1968	75	102	10.16-06.24	■
2.0 TDI RWD (DASC)	PR 1LC, for dual tyres	Diesel	RWD	1968	80	109	05.17-06.24	■
2.0 TDI RWD (DASA)	PR 1LC, for dual tyres	Diesel	RWD	1968	90	122	08.17-	■
2.0 TDI (DAUA)	PR 1LC	Diesel	FWD	1968	103	140	09.16-	■
2.0 TDI 4motion (DAUA)	PR 1LC	Diesel	4WD	1968	103	140	04.17-	■
2.0 TDI RWD (DASB)	PR 1LC, for dual tyres	Diesel	RWD	1968	103	140	10.17-	■
2.0 TDI (DAVA)	PR 1LC	Diesel	FWD	1968	130	177	09.16-	■
2.0 TDI 4motion (DAVA)	PR 1LC	Diesel	4WD	1968	130	177	03.17-	■
2.0 TDI RWD (DAWA)	PR 1LC, for dual tyres	Diesel	RWD	1968	130	177	05.17-06.24	■
GRAND CALIFORNIA Camper (SCB, SCC) 04.19-						Bus (Minibus-M2-Segment)		
2.0 TDI (DAVA)	PR 1LC	Diesel	FWD	1968	130	177	04.19-	■
2.0 TDI 4motion (DAVA)	PR 1LC	Diesel	4WD	1968	130	177	04.19-	■