

LISTA DE APLICACIONES - BUYERS GUIDE

142507

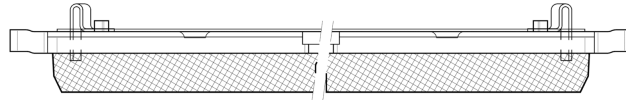
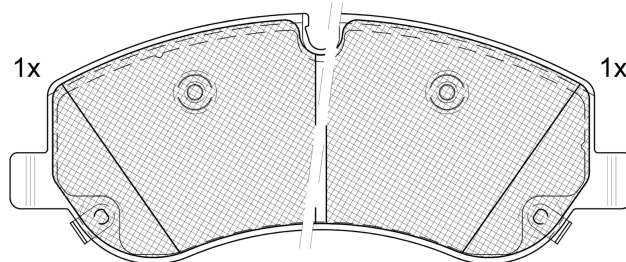
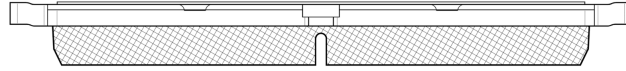
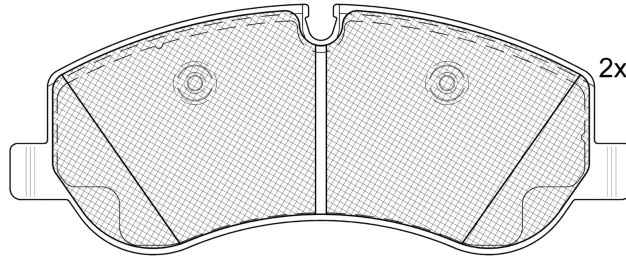


8 424073 292834

Qty: 300

Weight: 2.555

O.E.M.	MAKE
C00212539	MAXUS



142507

E 9 90R-02A0111/6092



Apg

172.7x69.5x17.5

WVA
22898
22899
22900
MAKE
MAXUS



Trac.	CC	Kw	CV
-------	----	----	----



Front / Rear

MAXUS

DELIVER 9 07.20-					Platform/Chassis (LCVs-N1 Segment)			
2.0 D	Diesel	RWD	1996	109	148	01.22-	■	
DELIVER 9 07.20-					Van (LCVs-N1 Segment)			
2.0 D (SV63C, SV63D)	Diesel	RWD	1996	109	148	01.22-	■	
2.0 D FWD	Diesel	FWD	1996	109	148	01.22-		
2.0 D (SV63C, SV63D)	Diesel	RWD	1996	120	163	07.20-		
2.0 D FWD	Diesel	FWD	1996	120	163	07.20-		
eDELIVER 3 07.20-					Van (LCVs-N1 Segment)			
Electric (SV3C)	Eléctrico	FWD		90	122	07.20-	■	