

# LISTA DE APLICACIONES - BUYERS GUIDE

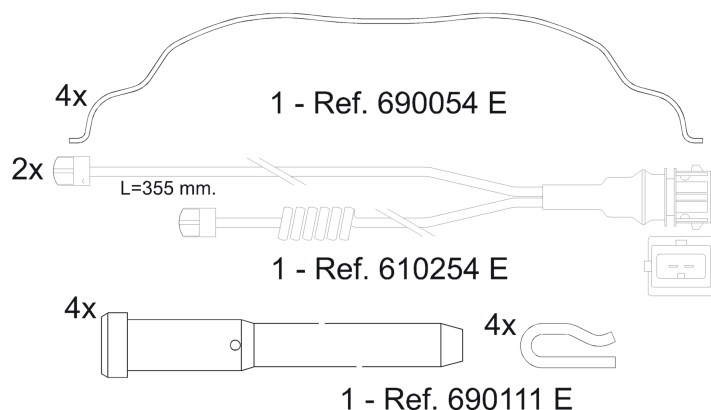
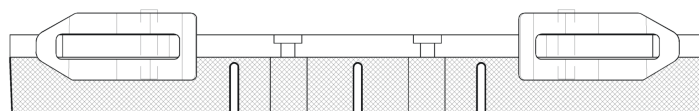
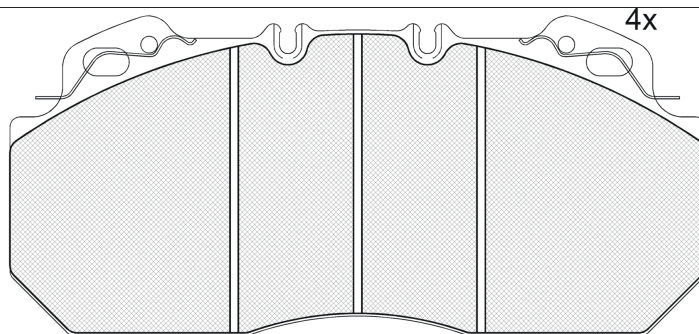
## 151163-115



Qty: 660

Weight: 11.500

O.E.M.	MAKE
3 093 919	VOLVO
5001 831 161	RENAULT TRUCKS
5001 833 114	RENAULT TRUCKS
5001 846 034	RENAULT TRUCKS
6832 1345	RENAULT TRUCKS
8 550 611 1	VOLVO



## 151163-115



90R-01178/667



Lucas-Girling D-LISA

249.1x114.54x28.3

WVA	FMSI
29090	D1312-8427
MAKE	
DENNIS	
IRISBUS	
RENAULT TRUCKS	
VOLVO	



Trac.	CC	Kw	CV
-------	----	----	----



Front / Rear

### DENNIS

ELITE 2 05.03-						Platform/Chassis			
250 (ISBE 250)		Diesel		5883	184	250	05.03-	■	■
250, ML (ISBE 250)		Diesel		5883	184	250	05.03-	■	■
275 (ISBE 275)		Diesel		5883	202	275	05.03-	■	■
275 (ISBE 275)		Diesel		5883	202	275	05.03-	■	■
275 (ISBE 275)		Diesel		5883	202	275	05.03-	■	■
275, ML (ISBE 275)		Diesel		5883	202	275	05.03-	■	■
275, ML (ISBE 275)		Diesel		5883	202	275	05.03-	■	■
275 MS, RS (ISBE 275)		Diesel		5883	202	275	11.04-	■	■
320 (D7E320)		Diesel		7100	235	320	05.03-	■	■
240 (D7E240)		Diesel		7146	177	240	05.03-	■	■
240 (D7E240)		Diesel		7146	177	240	05.03-	■	■
240, ML (D7E240)		Diesel		7146	177	240	05.03-	■	■
240 MS, RS (D7E240)		Diesel		7146	177	240	10.07-	■	■
260 (D7F260)		Diesel		7146	191	260	01.10-	■	■
260, ML (D7F260)		Diesel		7146	191	260	12.09-	■	■
260 MS, RS (D7F260)		Diesel		7146	191	260	11.09-	■	■
290 (D7E290)		Diesel		7146	213	290	05.03-	■	■
290 (D7E290)		Diesel		7146	213	290	05.03-	■	■
290 (D7E290)		Diesel		7146	213	290	05.03-	■	■
290 (D7E290)		Diesel		7146	213	290	05.03-	■	■
290 (D7E290)		Diesel		7146	213	290	05.03-	■	■
290 (D7E290)		Diesel		7146	213	290	05.03-	■	■
290, ML (D7E290)		Diesel		7146	213	290	05.03-	■	■

# LISTA DE APLICACIONES - BUYERS GUIDE

290 MS, RS (D7E290)		Diesel		7146	213	290	04.06-	■	■
300 (D7F300)		Diesel		7146	221	301	01.10-	■	■
300, AR (D7F300)		Diesel		7146	221	301	12.09-	■	■
300, ML (D7F300)		Diesel		7146	221	301	12.09-	■	■
300 MS, RS (D7F300)		Diesel		7146	221	301	05.09-	■	■
320 (D7E320)		Diesel		7146	235	320	05.03-	■	■
320 (D7E320)		Diesel		7146	235	320	05.03-	■	■
320 (D7E320)		Diesel		7146	235	320	05.03-	■	■
320 (D7E320)		Diesel		7146	235	320	05.03-	■	■
320 (D7E320)		Diesel		7146	235	320	05.03-	■	■
320, ML (D7E320)		Diesel		7146	235	320	05.03-	■	■
320 MS (D7E320)		Diesel		7146	235	320	10.08-	■	■
320 MS, RS (D7E320)		Diesel		7146	235	320	04.06-	■	■
340 MS (D7F340)		Diesel		7146	250	340	11.09-	■	■
<b>PHÖNIX 2 01.03-</b>					<b>Municipal Vehicle</b>				
HCTP 15-20 (D7E290)		Diesel		7146	213	290	11.05-	■	■
HCTP 15-20 (D7E290)		Diesel		7146	213	290	11.05-	■	■
HCTP 50-50 (D7E290)		Diesel		7146	213	290	10.07-	■	■
HCTP 70-30 (D7E290)		Diesel		7146	213	290	10.07-	■	■
HCTP 70-30 (D7E290)		Diesel		7146	213	290	10.07-	■	■
HCTP OP15 (D7E290)	01/07-	Diesel		7146	213	290	01.03-12.09	■	■
P2-12N (D7E290)		Diesel		7146	213	290	04.06-	■	■
P2-12W (D7E290)		Diesel		7146	213	290	11.07-	■	■
P2-12W (D7E290)	01/06-	Diesel		7146	213	290	01.03-12.09	■	■
P2-15N (D7E290)		Diesel		7146	213	290	04.06-	■	■
P2-15N (D7E290)		Diesel		7146	213	290	04.06-	■	■
P2-15W (D7E290)	01/06-	Diesel		7146	213	290	01.03-12.09	■	■
P2-17N (D7E290)		Diesel		7146	213	290	04.06-	■	■
P2-17N (D7E290)		Diesel		7146	213	290	04.06-	■	■
P2-18W (D7E290)		Diesel		7146	213	290	10.06-	■	■
P2-18W (D7E290)	01/06-	Diesel		7146	213	290	01.03-12.09	■	■
P2-18W (D7E290)	01/06-	Diesel		7146	213	290	01.03-12.09	■	■
P2-20W (D7E290)		Diesel		7146	213	290	10.06-	■	■
P2-23W (D7E290)		Diesel		7146	213	290	10.06-	■	■
P2-23W (D7E290)	01/06-	Diesel		7146	213	290	01.03-12.09	■	■
P2-9N (D7E290)		Diesel		7146	213	290	04.06-	■	■
<b>SABRE 01.96-</b>									
All models	01/96-	Diesel					01.96-	■	
<b>IRISBUS</b>									
<b>ACCESS BUS 127 03.06-12.13</b>					<b>Bus</b>				
GX 127		Diesel		5883	160	218	03.06-12.13	■	■
GX 127 L		Diesel		5883	160	218	03.06-12.13	■	■
GX 127, GX 127 L		Diesel		5883	195	264	03.06-12.13	■	■
<b>CITELIS 07.05-</b>					<b>Bus</b>				
10.5, 12, LINE		Diesel		7790	180	245	09.05-	■	■
10.5, 12, LINE		Diesel		7790	213	290	07.05-12.13	■	■
18 M		Diesel		7790	213	290	07.05-12.13	■	■
18 M		Diesel		7790	280	379	07.05-12.13	■	■

# LISTA DE APLICACIONES - BUYERS GUIDE

CITELIS 07.05-					Bus				
10.5 CNG, 12 CNG		Gasolina		7790	180	245	07.05-12.13	■	■
18 CNG		Gasolina		7790	200	272	09.05-	■	■
10.5 CNG, 12 CNG		Gasolina		7790	213	290	07.05-12.13	■	■
18 CNG		Gasolina		7790	213	290	05.07-12.13	■	■
18 CNG		Gasolina		7790	228	310	09.05-	■	■
18 CNG		Gasolina		7790	243	330	07.05-12.13	■	■
CREALIS 04.98-12.03					Bus				
12, 12 NEO		Diesel		7790	180	245	01.09-	■	■
12, 12 NEO		Diesel		7790	213	290	01.09-	■	■
18, 18 NEO		Diesel		7790	213	290	01.09-	■	■
18, 18 NEO		Diesel		7790	280	380	04.98-12.03	■	■
CREALIS 04.98-12.03					Bus				
12 CNG, 12 NEO CNG		Gasolina		7790	180	245	10.01-12.03	■	■
12 CNG, 12 NEO CNG		Gasolina		7790	213	290	01.09-	■	■
18 CNG, 18 NEO CNG		Gasolina		7790	213	290	01.09-	■	■
18 CNG, 18 NEO CNG		Gasolina		7790	243	330	01.09-	■	■
RENAULT TRUCKS									
04.96-05.00					Truck Tractor				
AE 560.18T (MACK-EE9-560)	-05/00	Diesel		16361	412	560	04.96-	■	
AE 560.19T (MACK-EE9-560)	-12/00	Diesel		16361	412	560	04.96-	■	
AE 560.26T (MACK-EE9-560)	-05/00	Diesel		16361	412	560	01.97-	■	
AE 560.26T (MACK-EE9-560)	-05/00	Diesel		16361	412	560	01.98-	■	
Agora 01.96-					Bus				
All models	01/00-	Diesel					01.96-	■	
Magnum 01.90-04.99					Platform/Chassis				
AE 390.18 (MIDR 06.24.65 A/42)	-05/00	Diesel		11929	287	390	09.96-	■	
AE 390.19 (MIDR 06.24.65 A/42)	-12/00	Diesel		11929	287	390	09.96-	■	
AE 390.26 (MIDR 06.24.65 A/42)	-05/00	Diesel		11929	287	390	09.96-	■	
AE 430.18 (MIDR 06.24.65 B/42)	-05/00	Diesel		11929	316	430	09.96-	■	
AE 430.19 (MIDR 06.24.65 B/42)	-12/00	Diesel		11929	316	430	09.96-	■	
AE 430.26 (MIDR 06.24.65 B/42)	-05/00	Diesel		11929	316	430	09.96-	■	
AE 470.18 (MIDR 06.24.65 C/42)	-05/00	Diesel		11929	346	471	11.96-	■	
AE 470.19 (MIDR 06.24.65 C/42)	-12/00	Diesel		11929	346	471	11.96-	■	
AE 470.26 (MIDR 06.24.65 C/42)	-05/00	Diesel		11929	346	471	01.97-	■	
AE 385ti.18 (MIDR 06.35.40 N/3)		Diesel		12024	283	385	02.92-10.96	■	
AE 385ti.24 (MIDR 06.35.40 N/3)		Diesel		12024	283	385	02.92-10.96	■	
AE 385ti.26 (MIDR 06.35.40 N/3)	07/95-	Diesel		12024	283	385	02.92-10.96	■	
AE 420ti.18 (MIDR 06.35.40 J/3)	07/95-	Diesel		12024	305	415	10.92-12.96	■	
AE 420ti.18 (MIDR 06.35.40 P/41)	07/95-	Diesel		12024	305	415	10.92-12.96	■	
AE 420ti.19 (MIDR 06.35.40 J/3)		Diesel		12024	305	415	10.92-12.96	■	
AE 420ti.19 (MIDR 06.35.40 P/41)		Diesel		12024	305	415	10.92-12.96	■	
AE 420ti.26 (MIDR 06.35.40 J/3)	07/95-	Diesel		12024	305	415	10.92-12.96	■	
AE 420ti.26 (MIDR 06.35.40 P/41)	07/95-	Diesel		12024	305	415	10.92-12.96	■	
AE 520.18 (MACK-EE9-530)	07/95-	Diesel		16361	390	530	10.92-05.96	■	
AE 520.26 (MACK-EE9-530)	07/95-	Diesel		16361	390	530	10.92-	■	
AE 560.18 (MACK-EE9-560)	-05/00	Diesel		16361	412	560	04.96-	■	
AE 560.19 (MACK-EE9-560)	-12/00	Diesel		16361	412	560	04.96-	■	
AE 560.26 (MACK-EE9-560)	-05/00	Diesel		16361	412	560	04.96-	■	

# LISTA DE APLICACIONES - BUYERS GUIDE

Magnum 01.90-04.99					Truck Tractor				
AE 390.18T (MIDR 06.24.65 A/42)	-05/00	Diesel		11929	287	390	09.96-	■	
AE 390.19T (MIDR 06.24.65 A/42)	-12/00	Diesel		11929	287	390	09.96-	■	
AE 430.18T (MIDR 06.24.65 B/42)	-05/00	Diesel		11929	316	430	09.96-	■	
AE 430.19T (MIDR 06.24.65 B/42)	-12/00	Diesel		11929	316	430	09.96-	■	
AE 430.26T (MIDR 06.24.65 B/42)	-05/00	Diesel		11929	316	430	01.98-	■	
AE 430.26T (MIDR 06.24.65 B/42)	-05/00	Diesel		11929	316	430	01.97-	■	
AE 470.18T (MIDR 06.24.65 C/42)	-05/00	Diesel		11929	346	471	11.96-	■	
AE 470.19T (MIDR 06.24.65 C/42)	-12/00	Diesel		11929	346	471	11.96-	■	
AE 470.26T (MIDR 06.24.65 C/42)	-05/00	Diesel		11929	346	471	01.98-	■	
AE 385ti.18T (MIDR 06.35.40 N/3)	07/95-	Diesel		12024	283	385	02.92-10.96	■	
AE 420ti.18T (MIDR 06.35.40 J/3)	07/95-	Diesel		12024	305	415	10.92-12.96	■	
AE 420ti.18T (MIDR 06.35.40 P/41)	07/95-	Diesel		12024	305	415	10.92-12.96	■	
AE 420ti.24T (MIDR 06.35.40 J/3)	07/95-	Diesel		12024	305	415	10.92-12.96	■	
AE 420ti.24T (MIDR 06.35.40 P/41)	07/95-	Diesel		12024	305	415	10.92-12.96	■	
AE 420ti.26T (MIDR 06.35.40 J/3)	07/95-	Diesel		12024	305	415	10.92-12.96	■	
AE 420ti.26T (MIDR 06.35.40 P/41)	07/95-	Diesel		12024	305	415	10.92-12.96	■	
AE 520.18T (MACK-EE9-530)	07/95-	Diesel		16361	390	530	10.92-05.96	■	
AE 520.24T (MACK-EE9-530)	07/95-	Diesel		16361	390	530	10.92-05.96	■	
AE 520.26T (MACK-EE9-530)	07/95-	Diesel		16361	390	530	10.92-05.96	■	
Premium 04.96-					Platform/Chassis				
Distribution 210.16 (MIDR 06.02.26 W/4)		Diesel		6177	154	209	04.96-	■	
Distribution 210.18D, 220.18 (DCI 6W)	-05/00	Diesel		6177	154	209	04.96-	■	
Distribution 210.18D, 220.18 (MIDR 06.02.26 W/4)	-05/00	Diesel		6177	154	209	04.96-	■	
Distribution 210.19D		Diesel		6177	155	210	04.96-	■	
Distribution 250.16 (MIDR 06.02.26 Y/41)		Diesel		6177	184	250	04.96-	■	
Distribution 250.18D (MIDR 06.02.26 Y/41)	-05/00	Diesel		6177	184	250	04.96-	■	
Distribution 250.19 (MIDR 06.02.26 Y/41)		Diesel		6177	184	250	04.96-	■	
Distribution 260.16 (MIDR 06.20.45 C/4)		Diesel		9839	188	256	04.96-	■	
Distribution 260.18 (MIDR 06.20.45 C/4)		Diesel		9839	188	256	04.96-	■	
Distribution 260.19 (MIDR 06.20.45 C/4)		Diesel		9839	188	256	04.96-	■	
Distribution 300.16D (MIDR 06.20.45 D/41)		Diesel		9839	219	298	04.96-	■	
Distribution 300.18D (MIDR 06.20.45 D/41)	-12/00	Diesel		9839	219	298	04.96-	■	
Distribution 300.19 (MIDR 06.20.45 D/41)		Diesel		9839	219	298	04.96-	■	
Distribution 300.26D (MIDR 06.20.45 D/41)	-05/00	Diesel		9839	219	298	04.96-	■	
Distribution 300.26D		Diesel		9839	219	298	04.96-	■	
Route 300.16 (MIDR 06.20.45 D/41)		Diesel		9839	219	298	09.96-	■	
Route 300.18 (MIDR 06.20.45 D/41)	-05/00	Diesel		9839	219	298	09.96-	■	
Route 300.19 (MIDR 06.20.45 D/41)		Diesel		9839	219	298	09.96-	■	
Distribution 340.18D (MIDR 06.20.45 E/41)	-05/00	Diesel		9839	249	339	04.96-	■	
Distribution 340.19D (MIDR 06.20.45 E/41)		Diesel		9839	249	339	04.96-	■	
Distribution 340.26D (MIDR 06.20.45 E/41)	-05/00	Diesel		9839	249	339	04.96-	■	
Distribution 340.26D		Diesel		9839	249	339	04.96-	■	
Route 340.18 (MIDR 06.20.45 E/41)	-05/00	Diesel		9839	249	339	04.96-	■	
Route 340.19 (MIDR 06.20.45 E/41)		Diesel		9839	249	339	04.96-	■	
Route 340.24 (MIDR 06.20.45 E/41)		Diesel		9839	249	339	04.96-	■	
Route 340.26 (MIDR 06.20.45 E/41)	-05/00	Diesel		9839	249	339	04.96-	■	
Distribution 400.18D (MIDR 06.23.56 B/41)	-05/00	Diesel		11100	288	392	01.00-	■	
Distribution 320.26D		Diesel		11123	230	313	08.00-	■	
Distribution 370.26D		Diesel		11123	266	362	08.00-	■	

# LISTA DE APLICACIONES - BUYERS GUIDE

Route 385.18,400.18 (MIDR 06.23.56 A/41)	-05/00	Diesel		11123	280	381	04.96-	■
Route 385.18,400.18 (MIDR 06.23.56 B/41)	-05/00	Diesel		11123	280	381	04.96-	■
Route 385.19,400.19 (MIDR 06.23.56 A/41)		Diesel		11123	280	381	04.96-	■
Route 385.19,400.19 (MIDR 06.23.56 B/41)		Diesel		11123	280	381	04.96-	■
Route 385.24,400.24 (MIDR 06.23.56 A/41)	-05/00	Diesel		11123	280	381	04.96-	■
Route 385.24,400.24 (MIDR 06.23.56 B/41)	-05/00	Diesel		11123	280	381	04.96-	■
Route 385.26 (MIDR 06.23.56 A/41)	-05/00	Diesel		11123	280	381	04.96-	■
Route 385.26,400.26 (MIDR 06.23.56 A/41)	-05/00	Diesel		11123	280	381	04.96-	■
Route 385.26,400.26 (MIDR 06.23.56 B/41)	-05/00	Diesel		11123	280	381	04.96-	■
<b>Premium 04.96-</b>					<b>Truck Tractor</b>			
Distribution 300.16T (MIDR 06.20.45 D/41)		Diesel		9839	219	298	04.96-	■
Distribution 300.18D/T (MIDR 06.20.45 D/41)	-05/00	Diesel		9839	219	298	04.96-	■
Distribution 300.19D/T (MIDR 06.20.45 D/41)		Diesel		9839	219	298	04.96-	■
Route 300.18T (MIDR 06.20.45 D/41)	-05/00	Diesel		9839	219	298	09.96-	■
Route 300.19T (MIDR 06.20.45 D/41)		Diesel		9839	219	298	09.96-	■
Distribution 340.18D/T (MIDR 06.20.45 E/41)	-05/00	Diesel		9839	249	339	04.96-	■
Distribution 340.19D/T (MIDR 06.20.45 E/41)		Diesel		9839	249	339	04.96-	■
Route 340.18T (MIDR 06.20.45 E/41)	-05/00	Diesel		9839	249	339	04.96-	■
Route 340.19T (MIDR 06.20.45 E/41)		Diesel		9839	249	339	04.96-	■
Route 385.18T,400.18T (MIDR 06.23.56 A/41)	-05/00	Diesel		11123	280	381	04.96-	■
Route 385.18T,400.18T (MIDR 06.23.56 B/41)	-05/00	Diesel		11123	280	381	04.96-	■
Route 385.19T,400.19T (MIDR 06.23.56 A/41)		Diesel		11123	280	381	04.96-	■
Route 385.19T,400.19T (MIDR 06.23.56 B/41)		Diesel		11123	280	381	04.96-	■
Route 385.24T,400.24T (MIDR 06.23.56 A/41)	-05/00	Diesel		11123	280	381	09.96-	■
Route 385.24T,400.24T (MIDR 06.23.56 B/41)	-05/00	Diesel		11123	280	381	09.96-	■
Distribution 400.18D/T (MIDR 06.23.56 B/41)	-05/00	Diesel		11123	288	392	01.00-	■
<b>VOLVO</b>								
<b>B10 01.78-08.11</b>								
B10 L	01/93-	Diesel					01.78-12.01	■
<b>B12 01.91-</b>					<b>Bus</b>			
B12 (TD 122 FH)	01/95-	Diesel		11980	262	356	01.92-	■
B12 (TD 122 FL)	01/95-	Diesel		11980	291	396	01.92-	■
B12 (TD 123 ES)	01/95-	Diesel		11980	291	396	01.92-	■
B12 (D12A420)	01/95-	Diesel		12130	309	420	01.92-	■