


LISTA DE APLICACIONES - BUYERS GUIDE

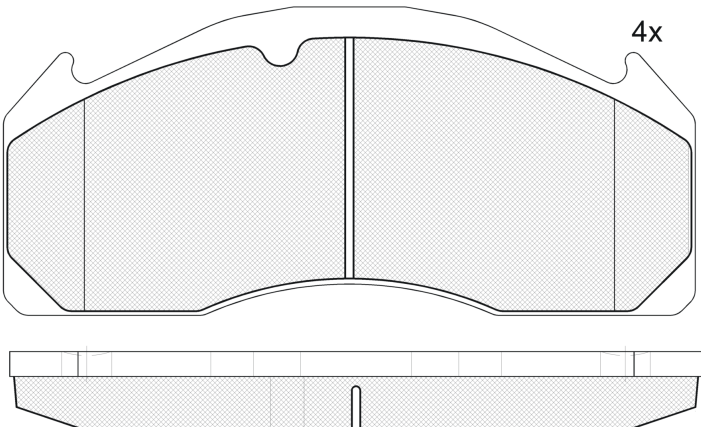
151427



8 424073 083593


Qty: 660 Weight: 11.212

O.E.M.	MAKE
1 078 439	VOLVO
2 076 809 2	VOLVO
2 091 889 1	VOLVO
2 093 134 30	VOLVO
3 095 396	VOLVO
MDP1388	MERITOR




151427-066

4x



1 - 690129 E

2x



1 - 690136 E

151427

E 9

90R-01178/663

Meritor D-DUCO

249.2x111x29

WVA
29125
29222
29224
29277

FMSI
D1560-8771

MAKE
MERITOR
PLAXTON
VOLVO



Trac.	CC	Kw	CV		
					Front / Rear

MERITOR									
LMC					Trailer Axle				
LMC							01.53-	■	
TA					Trailer Axle				
TA							01.53-	■	
TAC					Trailer Axle				
TAC							01.53-	■	
TM					Trailer Axle				
TM							01.53-	■	
TM							01.53-	■	
PLAXTON									
ELITE 11.08-					Bus				
ELITE (DH12E420)		Diesel		12130	309	420	01.09-	■	■
PANTHER 10.99-					Bus				
PANTHER (D 2066 LOH 02)		Diesel		10518	265	360	01.06-	■	■
PANTHER (D 2066 LOH 03)		Diesel		10518	294	400	01.06-	■	■
VOLVO									
9700 04.01-					Bus				
9700 (DH12D340)		Diesel		12130	250	340	04.01-	■	■
9700 (DH12E340)		Diesel		12130	250	340	04.01-	■	■
9700 (DH12D340)		Diesel		12130	250	340	10.01-	■	■
9700 (DH12E340)		Diesel		12130	250	340	10.01-	■	■
9700 (DH12D380)		Diesel		12130	280	380	04.01-	■	■

LISTA DE APLICACIONES - BUYERS GUIDE

9700 (DH12E380)	Diesel	12130	280	380	04.01-	■	■
9700 (DH12D380)	Diesel	12130	280	380	10.01-	■	■
9700 (DH12E380)	Diesel	12130	280	380	10.01-	■	■
9700 (DH12D420)	Diesel	12130	309	420	04.01-	■	■
9700 (DH12E420)	Diesel	12130	309	420	04.01-	■	■
9700 (DH12D420)	Diesel	12130	309	420	10.01-	■	■
9700 (DH12E420)	Diesel	12130	309	420	10.01-	■	■
9900 01.99-				Bus			
9900 (DH12D420)	Diesel	12130	309	420	10.01-	■	■
9900 (DH12E420)	Diesel	12130	309	420	10.01-	■	■
9900 (DH12D420)	Diesel	12130	309	420	10.01-	■	■
9900 (DH12E420)	Diesel	12130	309	420	10.01-	■	■
B12 01.91-				Bus			
B12 (DH12E340)	Diesel	12130	250	340	02.06-	■	■
B12 (DH12D340)	Diesel	12130	250	340	02.06-	■	■
B12 (DH12E340)	Diesel	12130	250	340	02.06-	■	■
B12	Diesel	12130	250	340	10.10-	■	■
B12 (DH12E380)	Diesel	12130	280	380	02.06-	■	■
B12 (DH12E380)	Diesel	12130	280	380	02.06-	■	■
B12 (D12C420)	Diesel	12130	309	420	02.06-	■	■
B12 (D12D420)	Diesel	12130	309	420	02.06-	■	■
B12 (DH12E420)	Diesel	12130	309	420	02.06-	■	■
B12 (D12C420)	Diesel	12130	309	420	02.06-	■	■
B12 (D12D420)	Diesel	12130	309	420	02.06-	■	■
B12 (DH12E420)	Diesel	12130	309	420	02.06-	■	■
B12 (DH12E460)	Diesel	12130	338	460	02.06-	■	■
B12 (DH12E460)	Diesel	12130	338	460	02.06-	■	■
B9 01.02-				Bus			
B9 (D9B260)	Diesel	9364	191	260	09.05-	■	■
B9 (D9B260)	Diesel	9364	191	260	09.05-	■	■
B9 (D9B310)	Diesel	9364	228	310	09.05-	■	■
B9 (D9B310)	Diesel	9364	228	310	09.05-	■	■
B9 (D9B360)	Diesel	9364	265	360	09.05-	■	■
B9 (D9B360)	Diesel	9364	265	360	09.05-	■	■
B9 01.02-				Bus			
B9 (G9A260)	Gasolina	9364	191	260	09.05-	■	■
B9 (G9A260)	Gasolina	9364	191	260	09.05-	■	■
B9 (G9A300)	Gasolina	9364	223	300	09.05-	■	■
B9 (G9A300)	Gasolina	9364	223	300	09.05-	■	■
FH12 08.93-				Dump Truck			
FH 12/340 (D12A340)	Diesel	12130	250	340	08.93-	■	■
FH 12/340 (D12C340)	Diesel	12130	250	340	08.93-	■	■
FH 12/340 (D12D340)	Diesel	12130	250	340	08.93-	■	■
FH 12/380 (D12A380)	Diesel	12130	279	379	08.93-	■	■
FH 12/380 (D12C380)	Diesel	12130	279	379	08.93-	■	■
FH 12/380 (D12D380)	Diesel	12130	279	379	08.93-	■	■
FH 12/420 (D12A420)	Diesel	12130	309	420	08.93-	■	■
FH 12/420 (D12C420)	Diesel	12130	309	420	08.93-	■	■
FH 12/420 (D12D420)	Diesel	12130	309	420	08.93-	■	■
FH 12/460 (D12C460)	Diesel	12130	338	460	09.98-09.05	■	■

LISTA DE APLICACIONES - BUYERS GUIDE

[illegible]

LISTA DE APLICACIONES - BUYERS GUIDE

FH 12/460 (D12C460)	Diesel	12130	338	460	08.98-	■	■
FH 12/460 (D12D460)	Diesel	12130	338	460	08.98-	■	■
FH 12/460 (D12C460)	Diesel	12130	338	460	08.98-	■	■
FH 12/460 (D12D460)	Diesel	12130	338	460	08.98-	■	■
FH 12/460 (D12C460)	Diesel	12130	338	460	08.98-	■	■
FH 12/460 (D12D460)	Diesel	12130	338	460	08.98-	■	■
FH 12/500	Diesel	12130	368	500	09.01-	■	■
FH 12/500	Diesel	12130	368	500	09.01-	■	■
FH12 08.93-				Truck Tractor			
FH 12/340 (D12A340)	Diesel	12130	250	340	08.93-	■	■
FH 12/340 (D12C340)	Diesel	12130	250	340	08.93-	■	■
FH 12/340 (D12D340)	Diesel	12130	250	340	08.93-	■	■
FH 12/340 (D12A340)	Diesel	12130	250	340	01.95-	■	■
FH 12/340 (D12C340)	Diesel	12130	250	340	01.95-	■	■
FH 12/340 (D12D340)	Diesel	12130	250	340	01.95-	■	■
FH 12/340 (D12A340)	Diesel	12130	250	340	08.93-	■	■
FH 12/340 (D12C340)	Diesel	12130	250	340	08.93-	■	■
FH 12/340 (D12D340)	Diesel	12130	250	340	08.93-	■	■
FH 12/340 (D12A340)	Diesel	12130	250	340	08.93-	■	■
FH 12/340 (D12C340)	Diesel	12130	250	340	08.93-	■	■
FH 12/340 (D12D340)	Diesel	12130	250	340	08.93-	■	■
FH 12/340	Diesel	12130	250	340	08.93-	■	■
FH 12/380 (D12A380)	Diesel	12130	279	379	08.93-	■	■
FH 12/380 (D12C380)	Diesel	12130	279	379	08.93-	■	■
FH 12/380 (D12D380)	Diesel	12130	279	379	08.93-	■	■
FH 12/380 (D12A380)	Diesel	12130	279	379	01.95-	■	■
FH 12/380 (D12C380)	Diesel	12130	279	379	01.95-	■	■
FH 12/380 (D12D380)	Diesel	12130	279	379	01.95-	■	■
FH 12/380 (D12A380)	Diesel	12130	279	379	08.93-	■	■
FH 12/380 (D12C380)	Diesel	12130	279	379	08.93-	■	■
FH 12/380 (D12D380)	Diesel	12130	279	379	08.93-	■	■
FH 12/380 (D12A380)	Diesel	12130	279	379	08.93-	■	■
FH 12/380 (D12C380)	Diesel	12130	279	379	08.93-	■	■
FH 12/380 (D12D380)	Diesel	12130	279	379	08.93-	■	■
FH 12/380	Diesel	12130	279	379	08.93-	■	■
FH 12/420 (D12A420)	Diesel	12130	309	420	08.93-	■	■
FH 12/420 (D12C420)	Diesel	12130	309	420	08.93-	■	■
FH 12/420 (D12D420)	Diesel	12130	309	420	08.93-	■	■
FH 12/420 (D12A420)	Diesel	12130	309	420	01.95-	■	■
FH 12/420 (D12C420)	Diesel	12130	309	420	01.95-	■	■
FH 12/420 (D12D420)	Diesel	12130	309	420	01.95-	■	■
FH 12/420 (D12A420)	Diesel	12130	309	420	08.93-	■	■
FH 12/420 (D12C420)	Diesel	12130	309	420	08.93-	■	■
FH 12/420 (D12D420)	Diesel	12130	309	420	08.93-	■	■
FH 12/420 (D12A420)	Diesel	12130	309	420	08.93-	■	■
FH 12/420 (D12C420)	Diesel	12130	309	420	08.93-	■	■
FH 12/420 (D12D420)	Diesel	12130	309	420	08.93-	■	■
FH 12/420	Diesel	12130	309	420	08.93-	■	■
FH 12/460 (D12C460)	Diesel	12130	338	460	08.98-	■	■
FH 12/460 (D12D460)	Diesel	12130	338	460	08.98-	■	■
FH 12/460 (D12C460)	Diesel	12130	338	460	08.98-	■	■

LISTA DE APLICACIONES - BUYERS GUIDE

FH 12/460 (D12D460)	Diesel	12130	338	460	08.98-	■	■
FH 12/460 (D12C460)	Diesel	12130	338	460	08.98-	■	■
FH 12/460 (D12D460)	Diesel	12130	338	460	08.98-	■	■
FH 12/460 (D12C460)	Diesel	12130	338	460	08.98-	■	■
FH 12/460 (D12D460)	Diesel	12130	338	460	08.98-	■	■
FH 12/460	Diesel	12130	338	460	08.98-	■	■
FH 12/500 (D12D500)	Diesel	12130	368	500	09.01-	■	■
FH 12/500	Diesel	12130	368	500	09.01-	■	■
FH16 08.93-				Platform/Chassis			
FH 16/470 (D16A470)	Diesel	16120	346	470	08.93-12.99	■	■
FH 16/470 (D16A470)	Diesel	16120	346	470	08.93-12.99	■	■
FH 16/470 (D16A470)	Diesel	16120	346	470	08.93-12.99	■	■
FH 16/520 (D16A520)	Diesel	16120	382	520	08.93-12.02	■	■
FH 16/520 (D16B520)	Diesel	16120	382	520	08.93-12.02	■	■
FH 16/520 (D16A520)	Diesel	16120	382	520	08.93-12.02	■	■
FH 16/520 (D16B520)	Diesel	16120	382	520	08.93-12.02	■	■
FH 16/520 (D16A520)	Diesel	16120	382	520	08.93-12.02	■	■
FH 16/520 (D16B520)	Diesel	16120	382	520	08.93-12.02	■	■
FH 16/520 (D16A520)	Diesel	16120	382	520	01.95-	■	■
FH 16/520 (D16B520)	Diesel	16120	382	520	01.95-	■	■
FH 16/540, FH 16/550 (D16C550)	Diesel	16120	396	540	01.03-	■	■
FH 16/540, FH 16/550 (D16E540)	Diesel	16120	396	540	01.03-	■	■
FH 16/540, FH 16/550 (D16G540)	Diesel	16120	396	540	01.03-	■	■
FH 16/540, FH 16/550 (D16C550)	Diesel	16120	396	540	01.03-	■	■
FH 16/540, FH 16/550 (D16E540)	Diesel	16120	396	540	01.03-	■	■
FH 16/540, FH 16/550 (D16G540)	Diesel	16120	396	540	01.03-	■	■
FH 16/540, FH 16/550 (D16C550)	Diesel	16120	396	540	01.03-	■	■
FH 16/540, FH 16/550 (D16E540)	Diesel	16120	396	540	01.03-	■	■
FH 16/540, FH 16/550 (D16G540)	Diesel	16120	396	540	01.03-	■	■
FH 16/540, FH 16/550 (D16C550)	Diesel	16120	396	540	01.03-	■	■
FH 16/540, FH 16/550 (D16E540)	Diesel	16120	396	540	01.03-	■	■
FH 16/540, FH 16/550 (D16C550)	Diesel	16120	396	540	01.03-	■	■
FH 16/540, FH 16/550 (D16E540)	Diesel	16120	396	540	01.03-	■	■
FH 16/550	Diesel	16120	396	540	05.05-	■	■
FH 16/610 (D16C610)	Diesel	16120	449	610	01.03-	■	■
FH 16/610 (D16C610)	Diesel	16120	449	610	01.03-	■	■
FH 16/610 (D16C610)	Diesel	16120	449	610	01.03-	■	■
FH 16/610 (D16C610)	Diesel	16120	449	610	01.03-	■	■
FH 16/610 (D16C610)	Diesel	16120	449	610	01.03-	■	■
FH16 08.93-				Truck Tractor			
FH 16/470 (D16A470)	Diesel	16120	346	470	08.93-12.99	■	■
FH 16/470 (D16A470)	Diesel	16120	346	470	08.93-12.99	■	■
FH 16/520 (D16A520)	Diesel	16120	382	520	08.93-12.02	■	■
FH 16/520 (D16B520)	Diesel	16120	382	520	08.93-12.02	■	■
FH 16/520 (D16A520)	Diesel	16120	382	520	08.93-12.02	■	■
FH 16/520 (D16B520)	Diesel	16120	382	520	08.93-12.02	■	■
FH 16/520 (D16A520)	Diesel	16120	382	520	08.93-12.02	■	■
FH 16/520 (D16B520)	Diesel	16120	382	520	08.93-12.02	■	■
FH 16/520	Diesel	16120	382	520	08.93-12.02	■	■
FH 16/540, FH 16/550 (D16C550)	Diesel	16120	396	540	01.03-	■	■
FH 16/540, FH 16/550 (D16E540)	Diesel	16120	396	540	01.03-	■	■

LISTA DE APLICACIONES - BUYERS GUIDE

FH 16/540, FH 16/550 (D16G540)		Diesel		16120	396	540	01.03-	■	■
FH 16/540, FH 16/550 (D16C550)		Diesel		16120	396	540	01.03-	■	■
FH 16/540, FH 16/550 (D16E540)		Diesel		16120	396	540	01.03-	■	■
FH 16/540, FH 16/550 (D16G540)		Diesel		16120	396	540	01.03-	■	■
FH 16/540, FH 16/550 (D16C550)		Diesel		16120	396	540	01.03-	■	■
FH 16/540, FH 16/550 (D16E540)		Diesel		16120	396	540	01.03-	■	■
FH 16/540, FH 16/550 (D16G540)		Diesel		16120	396	540	01.03-	■	■
FH 16/540, FH 16/550		Diesel		16120	396	540	01.03-	■	■
FH 16/550		Diesel		16120	396	540	01.03-	■	■
FH 16/550		Diesel		16120	396	540	05.05-	■	■
FH 16/610 (D16C610)		Diesel		16120	449	610	01.03-	■	■
FH 16/610 (D16C610)		Diesel		16120	449	610	01.03-	■	■
FH 16/610 (D16C610)		Diesel		16120	449	610	01.03-	■	■
FH 16/610 (D16C610)		Diesel		16120	449	610	08.07-	■	■
FL 03.00-					Platform/Chassis				
FL 180-18 (D6B)		Diesel		5480	132	180	03.00-	■	■
FL 220-18 (D6B)		Diesel		5480	162	220	03.00-	■	■
FL 250-18 (D6B)		Diesel		5480	184	250	03.00-	■	■
FL6 09.85-08.00					Dump Truck				
FL 618 (D6A180)		Diesel		5480	132	180	11.91-03.00	■	■
FL 618 (TD 63 E)		Diesel		5480	132	180	11.91-03.00	■	■
FL 618 (D6A210)		Diesel		5480	154	209	11.91-03.00	■	■
FL 618 (TD 63 ES)		Diesel		5480	154	209	11.91-03.00	■	■
FL 618 (D6A230)		Diesel		5480	169	230	12.95-03.00	■	■
FL 618 (D6A250)		Diesel		5480	184	250	12.95-03.00	■	■
FL6 09.85-08.00					Platform/Chassis				
FL 618 (D6A180)		Diesel		5480	132	180	11.91-03.00	■	■
FL 618 (TD 63 E)		Diesel		5480	132	180	11.91-03.00	■	■
FL 618 (D6A210)		Diesel		5480	154	209	11.91-03.00	■	■
FL 618 (TD 63 ES)		Diesel		5480	154	209	11.91-03.00	■	■
FL 618 (D6A230)		Diesel		5480	169	230	12.95-03.00	■	■
FL 618 (D6A250)		Diesel		5480	184	250	12.95-03.00	■	■
FM10 09.98-12.03					Platform/Chassis				
FM 10/320 (D10B320)		Diesel		9600	235	320	04.99-12.01	■	■
FM 10/320 (D10B320)		Diesel		9600	235	320	04.99-12.01	■	■
FM 10/360 (D10B360)		Diesel		9600	265	360	04.99-12.01	■	■
FM 10/360 (D10B360)		Diesel		9600	265	360	04.99-12.01	■	■
FM12 08.98-11.08					Dump Truck				
FM 12H/340 (D12C340)		Diesel		12130	250	340	08.98-09.05	■	■
FM 12H/340 (D12D340)		Diesel		12130	250	340	08.98-09.05	■	■
FM 12H/380 (D12C380)		Diesel		12130	279	379	08.98-09.05	■	■
FM 12H/380 (D12D380)		Diesel		12130	279	379	08.98-09.05	■	■
FM 12H/420 (D12C420)		Diesel		12130	309	420	08.98-09.05	■	■
FM 12H/420 (D12D420)		Diesel		12130	309	420	08.98-09.05	■	■
FM12 08.98-11.08					Platform/Chassis				
FM 12/340 (D12C340)		Diesel		12130	250	340	08.98-09.05	■	■
FM 12/340 (D12D340)		Diesel		12130	250	340	08.98-09.05	■	■
FM 12/340 (D12C340)		Diesel		12130	250	340	08.98-09.05	■	■
FM 12/340 (D12D340)		Diesel		12130	250	340	08.98-09.05	■	■

LISTA DE APLICACIONES - BUYERS GUIDE

[illegible]

LISTA DE APLICACIONES - BUYERS GUIDE

FM 7/290 (D7C290)	Diesel	7284	213	290	08.98-12.01	■	■
FM7 08.98-12.01			Platform/Chassis				
FM 7/250 (D7C250)	Diesel	7284	184	250	08.98-12.01	■	■
FM 7/250 (D7C250)	Diesel	7284	184	250	08.98-12.01	■	■
FM 7/250 (D7C250)	Diesel	7284	184	250	08.98-12.01	■	■
FM 7/290 (D7C290)	Diesel	7284	213	290	08.98-12.01	■	■
FM 7/290 (D7C290)	Diesel	7284	213	290	08.98-12.01	■	■
FM 7/290 (D7C290)	Diesel	7284	213	290	08.98-12.01	■	■
FM7 08.98-12.01			Truck Tractor				
FM 7/250 (D7C250)	Diesel	7284	184	250	08.98-12.01	■	■
FM 7/290 (D7C290)	Diesel	7284	213	290	08.98-12.01	■	■
FM9 12.01-09.05			Platform/Chassis				
FM 9/260 (D9A260)	Diesel	9364	191	260	12.01-09.05	■	■
FM 9/260 (D9A260)	Diesel	9364	191	260	12.01-09.05	■	■
FM 9/300 (D9B300)	Diesel	9364	220	299	12.01-09.05	■	■
FM 9/300 (D9A300)	Diesel	9364	221	300	12.01-09.05	■	■
FM 9/300 (D9A300)	Diesel	9364	221	300	12.01-09.05	■	■
FM 9/340 (D9A340)	Diesel	9364	250	340	12.01-09.05	■	■
FM 9/340 (D9A340)	Diesel	9364	250	340	12.01-09.05	■	■
FM 9/340 (D9A340)	Diesel	9364	250	340	12.01-09.05	■	■
FM 9/340 (D9A340)	Diesel	9364	250	340	12.01-09.05	■	■
FM 9/380 (D9A380)	Diesel	9364	279	380	12.01-09.05	■	■
FM 9/380 (D9A380)	Diesel	9364	279	380	12.01-09.05	■	■
FM9 12.01-09.05			Truck Tractor				
FM 9/260 (D9A260)	Diesel	9364	191	260	12.01-09.05	■	■
FM 9/260 (D9A260)	Diesel	9364	191	260	12.01-09.05	■	■
FM 9/300 (D9A300)	Diesel	9364	221	300	12.01-09.05	■	■
FM 9/300 (D9A300)	Diesel	9364	221	300	12.01-09.05	■	■
FM 9/340 (D9A340)	Diesel	9364	250	340	12.01-09.05	■	■
FM 9/340 (D9A340)	Diesel	9364	250	340	12.01-09.05	■	■
FM 9/380 (D9A380)	Diesel	9364	279	380	12.01-09.05	■	■
FM 9/380 (D9A380)	Diesel	9364	279	380	12.01-09.05	■	■
NH12 01.97-			Platform/Chassis				
NH 12/380 (D12C380)	Diesel	12130	279	379	05.99-	■	■
NH12 01.97-			Truck Tractor				
NH 12/380 (D12C380)	Diesel	12130	279	379	05.99-	■	■
NH 12/380 (D12C380)	Diesel	12130	279	379	05.99-	■	■
NH 12/420 (D12C420)	Diesel	12130	309	420	05.99-	■	■
VM 01.03-			Platform/Chassis				
240 (7A240)	Diesel	7118	176	239	01.12-	■	■
240 (7A240)	Diesel	7118	176	239	01.03-	■	■
240 (7A240)	Diesel	7118	176	239	01.03-	■	■
260 (7A260)	Diesel	7118	191	260	01.12-	■	■
260 (7A260)	Diesel	7118	191	260	01.06-12.11	■	■
270 (7B270)	Diesel	7118	200	272	01.12-	■	■
VM 01.03-			Truck Tractor				
310 (7A310)	Diesel	7118	228	310	01.06-	■	■