

LISTA DE APLICACIONES - BUYERS GUIDE

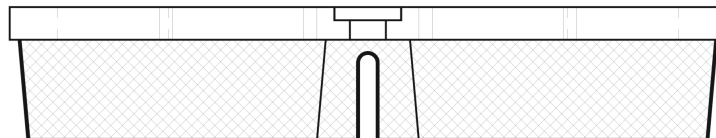
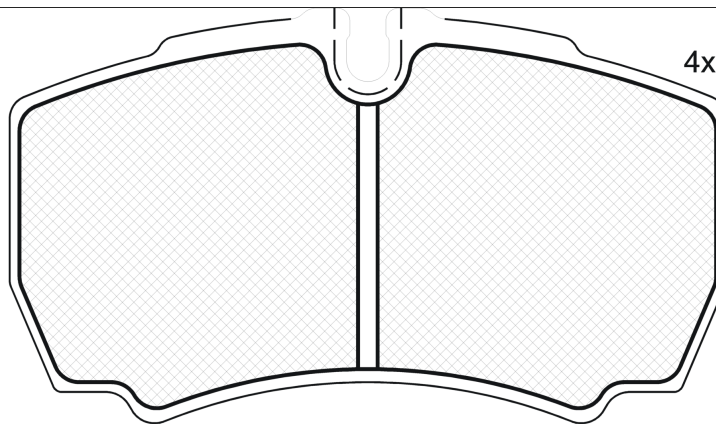
151640-117



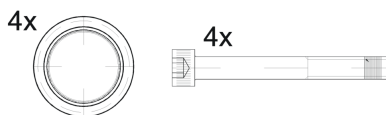
8 424073 097255

Qty: 944

Weight: 1.908



1 - Ref. 610468 E



2 - Ref. 690142 E

151640-117



90R-01110/496



Brembo

109.6x63.6x20.3

WVA

29123

MAKE

IVECO



Trac.	CC	Kw	CV	
				Front / Rear

IVECO

DAILY II 01.89-08.09

					Van (LCVs-N1 Segment)			
2.8 D	Eq.V_ S-Model	Diesel	RWD	2798	76	103	06.00-05.07	■
2.8 D HM 4180	Eq.V_ S-Model	Diesel	RWD	2798	90	122	06.00-07.07	■

DAILY III 03.98-10.09

					Platform/Chassis (LCVs-N1 Segment)			
29 L 10 (ALJAV1A1, ALJA41AA, ALJA41A1, AHJA64A1,... (F1AE0481A)		Diesel	RWD	2287	70	95	09.02-04.06	■
35 C 10 V , 35 S 10 V (AMJA14A1, AMJA64A1, AMJA65A1,... (F1AE0481A)	Eq.V_ S-Model	Diesel	RWD	2287	70	95	09.02-04.06	■
40 C 10 (AEJB14A1) (F1AE0481A)	Eq.V_ S-Model	Diesel	RWD	2287	70	95	09.02-04.06	■
29 L 12 (ALKA41A1, AHKA64A1, ALLA51A1) (F1AE0481B)		Diesel	RWD	2287	85	116	09.02-04.06	■
35 C 12 , 35 S 12 (AEKA14A1, AEKA14AA, AEKA64A1,... (F1AE0481B)	Eq.V_ S-Model	Diesel	RWD	2287	85	116	09.02-04.06	■
29 L 14 (AHRA11C1B1, AHRA14C1B1, AHRA64C1B1) (F1AE0481M)		Diesel	RWD	2287	100	136	11.05-04.06	■
35 C 14, 35 S 14 (F1AE0481M)	Eq.V_ S-Model	Diesel	RWD	2287	100	136	01.05-04.06	■
29 L 9 (8140.63)		Diesel	RWD	2798	62	84	05.99-04.06	■
35 S 9, 35 C 9 (8140.63)	Eq.V_ S-Model	Diesel	RWD	2798	62	84	05.99-04.06	■
29 L 9 (8140.43R)		Diesel	RWD	2798	66	90	11.01-04.06	■
35 C 9, 35 S 9 (8140.43R)	Eq.V_ S-Model	Diesel	RWD	2798	66	90	11.01-04.06	■
29 L 11 (8140.43B)		Diesel	RWD	2798	78	105	05.99-04.06	■
29 L 11 (8140.43C)		Diesel	RWD	2798	78	105	05.99-04.06	■
35 S 11, 35 C 11 (A2FC13AA, A6FBU4AB, A2NB14A1, A2ND13A1,... (8140.43B)	Eq.V_ S-Model	Diesel	RWD	2798	78	106	05.99-04.06	■
35 S 11, 35 C 11 (A2FC13AA, A6FBU4AB, A2NB14A1, A2ND13A1,... (8140.43C)	Eq.V_ S-Model	Diesel	RWD	2798	78	106	05.99-04.06	■
50 C 11 (8140.43B)		Diesel	RWD	2798	78	106	05.99-04.06	■

LISTA DE APLICACIONES - BUYERS GUIDE

50 C 11 (8140.43C)		Diesel	RWD	2798	78	106	05.99-04.06	■
29 L 13 (8140.43S)		Diesel	RWD	2798	92	125	11.01-04.06	■
35 S 13,35 C 13 (8140.43S)	Eq.V_ S-Model	Diesel	RWD	2798	92	125	05.99-04.06	■
50 C 13 (8140.43S)		Diesel	RWD	2798	92	125	05.99-04.06	■
35 C 17, 35 S 17 (F1CE0481B)	Eq.V_ S-Model	Diesel	RWD	2998	122	166	01.05-04.06	■
40 C 17, 40 S 17 (F1CE0481B)	Eq.V_ S-Model	Diesel	RWD	2998	122	166	01.05-04.06	■
DAILY III 05.99-10.09					Van (LCVs-N1 Segment)			
29 L 10 V (ALJA43A2, ALJA42A2, ALJA41A2) (F1AE0481A)	-12/06	Diesel	RWD	2287	70	95	09.02-07.07	■
35 S 10 (ANJA41A1, ANJA42A2, ANJA42AB, ANJA43A, ANJAV1A,... (F1AE0481A)	-12/06	Diesel	RWD	2287	70	95	09.02-07.07	■
29 L 12 V (ALKA41A2, ALLA52A2, ALKA42A2) (F1AE0481B)	-12/06	Diesel	RWD	2287	85	116	09.02-07.07	■
35 C 12 V, 35 S 12 V (AGKA43A2, AGKB43A2, AGKB46A2,... (F1AE0481B)	Eq.V_ S-Model, -12/06	Diesel	RWD	2287	85	116	09.02-07.07	■
29L14 (F1AE0481M)		Diesel	RWD	2287	100	136	01.05-04.06	■
35 C 14, 35 S 14 (F1AE0481M)	Eq.V_ S-Model	Diesel	RWD	2287	100	136	01.05-04.06	■
29 L 9 V (8140.63)	-12/06	Diesel	RWD	2798	62	84	05.99-07.07	■
35 S 9 V,35 C 9 V (8140.63)	Eq.V_ S-Model, -12/06	Diesel	RWD	2798	62	84	05.99-07.07	■
29 L 9 V (8140.43R)		Diesel	RWD	2798	66	90	11.01-04.06	■
35 S 9 V (8140.43R)		Diesel	RWD	2798	66	90	11.01-04.06	■
29 L 11 V (8140.43B)		Diesel	RWD	2798	78	106	05.99-07.07	■
29 L 11 V (8140.43C)		Diesel	RWD	2798	78	106	05.99-07.07	■
35 S 11 V,35 C 11 V (8140.43B)	Eq.V_ S-Model, -12/06	Diesel	RWD	2798	78	106	05.99-07.07	■
35 S 11 V,35 C 11 V (8140.43C)	Eq.V_ S-Model, -12/06	Diesel	RWD	2798	78	106	05.99-07.07	■
50 C 11 (8140.43B)	-12/06	Diesel	RWD	2798	78	106	05.99-07.07	■
50 C 11 (8140.43C)	-12/06	Diesel	RWD	2798	78	106	05.99-07.07	■
29 L 13 (8140.43S)	-12/06	Diesel	RWD	2798	92	125	05.01-07.07	■
35 S 13 V,35 C 13 V (8140.43S)	Eq.V_ S-Model, -12/06	Diesel	RWD	2798	92	125	05.99-07.07	■
50 C 13 (8140.43S)	-12/06	Diesel	RWD	2798	92	125	05.99-07.07	■
35 S 15 V, 35 C 15 V (A6HCV3B2, A6HBV4B2, A6HC41B2,... (8140.43N)	Eq.V_ S-Model, -12/06	Diesel	RWD	2798	107	146	11.02-07.07	■
35 C 17, 35 S 17 (F1CE0481B)	Eq.V_ S-Model	Diesel	RWD	2998	122	166	01.05-04.06	■
40 C 17, 40 S 17 (F1CE0481B)	Eq.V_ S-Model	Diesel	RWD	2998	122	166	07.99-12.06	■
DAILY IV 05.06-12.16					Bus (Minibus-M2-Segment)			
35S14, 35S14 /P (F1AE0481H)		Diesel	RWD	2287	100	136	05.06-08.11	■
35S14 G		CNG	RWD	2998	100	136	07.09-08.11	■
DAILY IV 05.06-08.11					Dump Truck (Volquete-N2 Segment)			
35C11 K, 35C11 DK, 35S11 K, 35S11 DK (F1AE0481U)	Eq.V_ S-Model	Diesel	RWD	2287	78	106	07.07-08.11	■
35C13 K, 35C13 DK, 35S13 K, 35S13 DK (F1AE0481V)	Eq.V_ S-Model	Diesel	RWD	2287	93	126	07.07-08.11	■
35S14 K, 35S14 DK (F1AE0481H)		Diesel	RWD	2287	100	136	07.07-08.11	■
35C14 K, 35C14 DK, 35S14 K, 35S14 DK (F1CE3481L)	Eq.V_ S-Model	Diesel	RWD	2998	103	140	09.09-08.11	■
35C17 K, 35C17 DK, 35S17 K, 35S17 DK (F1CE3481C)	Eq.V_ S-Model	Diesel	RWD	2998	125	170	07.07-08.11	■
DAILY IV 05.06-03.12					Platform/Chassis (LCVs-N1 Segment)			
29L10 (F1AE0481F)		Diesel	RWD	2287	70	95	05.06-08.11	■
35C10, 35S10 (F1AE0481F)	Eq.V_ S-Model	Diesel	RWD	2287	70	95	05.06-08.11	■
40C10 (F1AE0481F)		Diesel	RWD	2287	70	95	05.06-08.11	■
35C11, 35S11, 35S11 D, 35S11 /P (F1AE0481U)	Eq.V_ S-Model	Diesel	RWD	2287	78	106	07.07-08.11	■
29L12 (F1AE0481G)		Diesel	RWD	2287	85	116	05.06-08.11	■
35C12, 35S12 (F1AE0481G)	Eq.V_ S-Model	Diesel	RWD	2287	85	116	05.06-08.11	■

LISTA DE APLICACIONES - BUYERS GUIDE

35C12, 35S12 (F1AE0481R)	Eq.V_ S-Model	Diesel	RWD	2287	85	116	05.06-08.11	■
35C13, 35C13 /P, 35S13 D, 35S13, 35S13 /P (F1AE0481V)	Eq.V_ S-Model	Diesel	RWD	2287	93	126	07.07-08.11	■
29L14 (F1AE0481H)		Diesel	RWD	2287	100	136	05.06-08.11	■
35C14, 35S14, 35S14 /P (F1AE0481H)	Eq.V_ S-Model	Diesel	RWD	2287	100	136	05.06-08.11	■
35C14, 35C14 /P, 35S14, 35S14 /P, 35S14 D, 35S14 D/P (F1CE3481L)	Eq.V_ S-Model	Diesel	RWD	2998	103	140	09.09-08.11	■
3.0 D		Diesel	RWD	2998	114	155	08.08-	■
35C17, 35C17 /P, 35S17, 35S17 /P, 35S17 D (F1CE3481C)	Eq.V_ S-Model	Diesel	RWD	2998	125	170	07.07-08.11	■
35S17 W, 35S17 WD (F1CE3481C)		Diesel	4WD	2998	125	170	07.07-08.11	■
55S17 W, 55S17 WD (F1CE3481C)		Diesel	4WD	2998	125	170	07.07-08.11	■
35C18, 35S18 (F1CE0481H)	Eq.V_ S-Model	Diesel	RWD	2998	130	176	05.06-08.11	■
35C14 G, 35C14 G/P, 35S14 G, 35S14 G/P, 35C14 GD,... (F1CE0441A)	Eq.V_ S-Model	CNG	RWD	2998	100	136	07.07-08.11	■
DAILY IV 05.06-03.12					Van (LCVs-N1 Segment)			
29L10 V (F1AE0481F)		Diesel	RWD	2287	70	95	05.06-08.11	■
35C10, 35S10 (F1AE0481F)	Eq.V_ S-Model	Diesel	RWD	2287	70	95	05.06-08.11	■
35C11 V, 35S11 V (F1AE0481U)	Eq.V_ S-Model	Diesel	RWD	2287	78	106	07.07-08.11	■
29L12 V, 29L12 V/P (F1AE0481G)		Diesel	RWD	2287	85	116	05.06-08.11	■
35C12 V, 35C12 V/P, 35S12 V, 35S12 V/P (F1AE0481G)	Eq.V_ S-Model	Diesel	RWD	2287	85	116	05.06-08.11	■
35C12 V, 35C12 V/P, 35S12 V, 35S12 V/P (F1AE0481R)	Eq.V_ S-Model	Diesel	RWD	2287	85	116	05.06-08.11	■
35C13 V, 35C13 V/P, 35S13 V, 35S13 V/P (F1AE0481V)	Eq.V_ S-Model	Diesel	RWD	2287	93	126	07.07-08.11	■
29L14 C, 29L14 C/P, 29L14 V, 29L14 V/P (F1AE0481H)		Diesel	RWD	2287	100	136	05.06-08.11	■
35S14 C, 35S14 C/P, 35S14 V, 35S14 V/P, 35C14 V,... (F1AE0481H)	Eq.V_ S-Model	Diesel	RWD	2287	100	136	05.06-08.11	■
35C14 V, 35C14 V/P, 35S14 V, 35S14 V/P (F1CE3481L)	Eq.V_ S-Model	Diesel	RWD	2998	103	140	09.09-08.11	■
35C17 V, 35C17 V/P, 35S17 V, 35S17 V/P (F1CE3481C)	Eq.V_ S-Model	Diesel	RWD	2998	125	170	07.07-08.11	■
35C18 V, 35C18 V/P, 35S18 V, 35S18 V/P (F1CE0481H)	Eq.V_ S-Model	Diesel	RWD	2998	130	176	05.06-08.11	■
35C14 GV, 35C14 GV/P, 35S14 GV, 35S14 GV/P (F1CE0441A)	Eq.V_ S-Model	CNG	RWD	2998	100	136	07.07-08.11	■
DAILY V 09.11-02.14					Dump Truck (Volquete-N2 Segment)			
35C11K, 35S11DKP (F1AE3481A)	Eq.V_ S-Model	Diesel	RWD	2287	78	106	09.11-02.14	■
35C15K, 35S15DKP, 50C15K, 60C15K, 65C15DK, 70C15K (F1CE3481B)	Eq.V_ S-Model	Diesel	RWD	2998	107	146	09.11-02.14	■
35C17K, 35S17DKP, 50C17K, 65C17DK 70C17K (F1CE3481C)	Eq.V_ S-Model	Diesel	RWD	2998	125	170	09.11-02.14	■
35C17K, 35S17DKP, 50C17K, 65C17DK 70C17K (F1CE3481K)	Eq.V_ S-Model	Diesel	RWD	2998	125	170	09.11-02.14	■
35S21DKP		Diesel	RWD	2998	150	205	09.11-02.14	■
DAILY V 09.11-02.14					Platform/Chassis (LCVs-N1 Segment)			
50C80E Electric		Eléctrico	RWD		80	109	09.11-02.14	■
26L11, 29L11, 29S11, 35C11D, 35S11, 40C11 (F1AE3481A)	Eq.V_ L-Model	Diesel	RWD	2287	78	106	09.11-02.14	■
29S13, 29L13, 29L13D, 35S13, 35C13D, 40C13 (F1AE3481B)	Eq.V_ L-Model	Diesel	RWD	2287	93	126	09.11-02.14	■
35C15, 35S15, 40C15, 45C15, 50C15, 60C15, 65C15, 70C15 (F1CE3481B)	Eq.V_ S-Model	Diesel	RWD	2998	107	146	09.11-02.14	■
35C15, 35S15, 40C15, 45C15, 50C15, 60C15, 65C15, 70C15 (F1CE3481J)	Eq.V_ S-Model	Diesel	RWD	2998	107	146	09.11-02.14	■
35C17, 35S17, 40C17, 45C17, 50C17, 60C17, 65C17, 70C17 (F1CE3481C)	Eq.V_ S-Model	Diesel	RWD	2998	125	170	09.11-02.14	■
35C17, 35S17, 40C17, 45C17, 50C17, 60C17, 65C17, 70C17 (F1CE3481K)	Eq.V_ S-Model	Diesel	RWD	2998	125	170	09.11-02.14	■
35C21, 35S21, 40C21, 45C21, 50C21, 60C21, 65C21, 70C21 (F1CE3481D)	Eq.V_ S-Model	Diesel	RWD	2998	150	205	09.11-02.14	■

LISTA DE APLICACIONES - BUYERS GUIDE

DAILY V 09.11-02.14					Van (LCVs-N1 Segment)			
29S11, 29L11, 35C11, 35S11, 40C11 (F1AE3481A)	Eq.V_ L-Model, S-Model	Diesel	RWD	2287	78	106	09.11-02.14	■
29S13, 29L13, 35C13, 35S13, 40C13, 40S13 (F1AE3481B)	Eq.V_ L-Model, S-Model	Diesel	RWD	2287	93	126	09.11-02.14	
29L15 V, 35S15 V, 35C15L V, 40C15L V, 50C15L V (F1AE3481C)	Eq.V_ L-Model	Diesel	RWD	2287	107	146	09.11-02.14	
35S14 (F1CE3481L)	Eq.V_ S-Model	Diesel	RWD	2998	110	150	04.12-02.14	
35C21 V, 35S21 V, 40C21 V, 45C21 V, 50C21 V (F1CE3481D)	Eq.V_ S-Model	Diesel	RWD	2998	150	204	09.11-02.14	
DAILY VI (40C_, 65C_, 70C_, 35C_, 35S_, 50C_, 33S_) 03.14-					Platform/Chassis (LCVs-N1 Segment)			
33S11, 35S11, 35C11 (F1AFL411A)		Diesel	RWD	2287	78	106	03.14-07.21	■
33S13, 35S13, 35C13 (F1AFL411B)		Diesel	RWD	2287	93	126	03.14-	
33S15, 35S15, 35C15 (F1AFL411C)		Diesel	RWD	2287	107	146	03.14-	
35S14, 35S15, 35C15, 40S14, 40C15, 50C15, 60C5, 65C15,... (F1CE3481J)		Diesel	RWD	2998	107	146	03.14-	
35S14, 35S15, 35C15, 40S14, 40C15, 50C15, 60C5, 65C15,... (F1CFL411E)		Diesel	RWD	2998	107	146	03.14-	
35S14, 35S15, 35C15, 40S14, 40C15, 50C15, 60C5, 65C15,... (F1CFL411J)		Diesel	RWD	2998	107	146	03.14-	
35S17, 35C17, 40C17, 45S17,45C17, 50C17, 60C17, 65C17,... (F1CFL411F)		Diesel	RWD	2998	125	170	03.14-	
35S17, 35C17, 40C17, 45S17,45C17, 50C17, 60C17, 65C17,... (F1CFL411H)		Diesel	RWD	2998	125	170	03.14-	
35S17, 55S17 4x4 (F1CFL411F)		Diesel	4WD	2998	125	170	03.14-	
35S21, 35C21, 40C21, 45C21, 50C21, 60C21, 65C21, 70C21 (F1CFL411G)		Diesel	RWD	2998	150	205	03.14-	
35S21, 35C21, 40C21, 45C21, 50C21, 60C21, 65C21, 70C21 (F1CGL411C)		Diesel	RWD	2998	150	205	03.14-	
NaturalPower 35S14, 35C14, 40C14, 50C14, 65C14, 70C14 (F1CFA401A)		CNG	RWD	2998	100	136	03.14-	
DAILY VI 03.14-					Van (LCVs-N1 Segment)			
3.0 Natural Power 33S_, 35S_, 35C_, 40C_, 50C_, 65C_, 70C_		Gasolina	FWD	2998	78	106	03.14-	■
3.0 Natural Power 33S_, 35S_, 35C_, 40C_, 50C_, 65C_, 70C_		Gasolina	FWD	2998	150	205	03.14-	
33S11, 35S11, 35C11 (F1AFL411A)		Diesel	RWD	2287	78	106	03.14-07.21	
33S13, 35S13, 35C13 (F1AFL411B)		Diesel	RWD	2287	93	126	03.14-	
33S15, 35S15, 35C15 (F1AFL411C)		Diesel	RWD	2287	107	146	03.14-	
35S15, 35C15, 40C15, 45C15, 50C15, 65C15, 70C15 (F1CE3481J)		Diesel	RWD	2998	107	146	03.14-	
35S15, 35C15, 40C15, 45C15, 50C15, 65C15, 70C15 (F1CFL411E)		Diesel	RWD	2998	107	146	03.14-	
35S15, 35C15, 40C15, 45C15, 50C15, 65C15, 70C15 (F1CFL411J)		Diesel	RWD	2998	107	146	03.14-	
50C16		Diesel	RWD	2998	114	155	03.14-	
35S17, 35C17, 40C17, 50C17, 55C17, 60C17, 65C17, 70C17 (F1CFL411F)		Diesel	RWD	2998	125	170	03.14-	
35S17, 35C17, 40C17, 50C17, 55C17, 60C17, 65C17, 70C17 (F1CFL411H)		Diesel	RWD	2998	125	170	03.14-	
35S21, 35C21, 40C21, 50C21, 60C21, 65C21, 70C21 (F1CFL411G)		Diesel	RWD	2998	150	205	03.14-	
35S21, 35C21, 40C21, 50C21, 60C21, 65C21, 70C21 (F1CGL411C)		Diesel	RWD	2998	150	205	03.14-	
NaturalPower 35S14, 35C14, 40C14, 50C14, 65C14, 70C14 (F1CFA401A)		CNG	RWD	2998	100	136	03.14-	
NaturalPower 35S14, 35C14, 40C14, 50C14, 65C14, 70C14 (F1CFA401B)		CNG	RWD	2998	100	136	03.14-	
DAILY VI CITYS 03.14-					Bus (Minibus-M2-Segment)			
40C15, 50C15, 60C15 (F1CE3481J)		Diesel	RWD	2998	107	146	03.14-	■
40C15, 50C15, 60C15 (F1CFL411E)		Diesel	RWD	2998	107	146	03.14-	
40C17, 50C17, 60C17 (F1CFL411F)		Diesel	RWD	2998	125	170	03.14-	

LISTA DE APLICACIONES - BUYERS GUIDE

DAILY VI LINE 06.14-					Bus (Minibus-M2-Segment)			
40C15, 50C15, 60C15 (F1CE3481J)	Diesel	RWD	2998	107	146	06.14-10.16	■	
40C15, 50C15, 60C15 (F1CFL411E)	Diesel	RWD	2998	107	146	06.14-10.16		
40C17, 50C17, 60C17 (F1CFL411F)	Diesel	RWD	2998	125	170	06.14-10.16		
50C14 Natural Power (F1CFA401A)	CNG	RWD	2998	100	136	06.14-		
DAILY VI TOURYS 06.14-					Bus (Minibus-M2-Segment)			
50C17, 65C17 (F1CFL411F)	Diesel	RWD	2998	125	170	06.14-10.16	■	