


LISTA DE APLICACIONES - BUYERS GUIDE

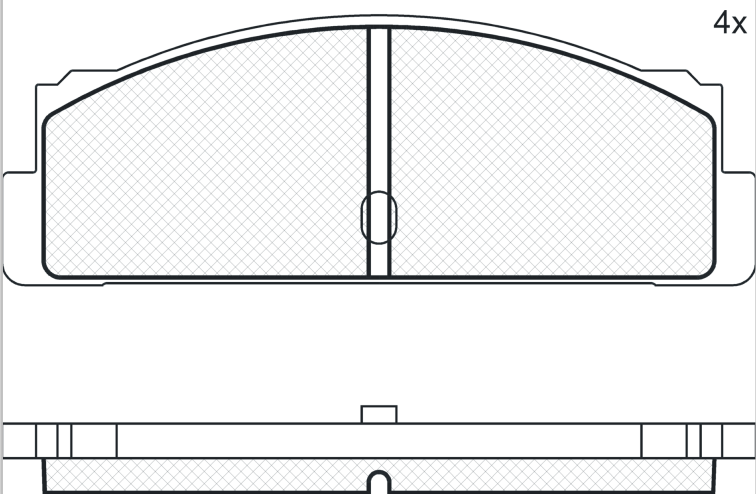
180067



8 424073 006554


Qty: 944 Weight: 720

O.E.M.	MAKE
030 636	FSO
039 540	FSO
168 441 00	TALBOT
168 442 00	TALBOT
355 37 F	TALBOT
4 173 122	FIAT
4 204 052	FIAT
4 236 416	FIAT
4 290 630	FIAT
4 332 893	FIAT
4 333 335	FIAT
4 349 780	SEAT
4 379 298	FIAT
4 434 823	FIAT
4250.01	TALBOT
5 888 152	FIAT
5 888 155	FIAT
5 892 945	FIAT
5 951 868	FIAT
6 557 918 73	FIAT
655 792 876	FSO
655791873	POLSKI
790 474	LANCIA
790 475	SEAT
9 433 333 5	AUTOBIANCHI



4x

180067





Bendix

109x39.1x10

WVA	FMSI
20074	D71-7001
MAKE	
AUTOBIANCHI	
FIAT	
FSO	
LANCIA	
PININFARINA	
POLSKI	
SEAT	
TALBOT	



Trac.	CC	Kw	CV		
					
				Front / Rear	

AUTOBIANCHI									
A 111 08.69-11.72						Saloon (Compact car-C Segment)			
1.4 (124 BLC.000)		Gasolina	FWD	1438	51	70	08.69-11.72		■
PRIMULA 01.64-12.70						Coupe (Supermini car-B Segment)			
1.2		Gasolina	FWD	1221	48	65	01.64-12.67		■
1.4		Gasolina	FWD	1438	55	75	01.68-12.70		■
PRIMULA Berlina 01.64-12.70						Saloon (Supermini car-B Segment)			
1.2		Gasolina	FWD	1197	48	65	01.68-12.70		■
1.2		Gasolina	FWD	1221	43	59	01.64-12.67		■
FIAT									
124 (124_) 06.67-02.76						Coupe (Large family car-D Segment)			
1400 Sport (124 AC.000)	01/68-	Gasolina	RWD	1438	66	90	06.67-10.72		■
1600 Sport (132 AC.000)		Gasolina	RWD	1592	76	104	08.72-12.75		■
1600 Sport (132 AC.000)		Gasolina	RWD	1592	80	108	08.72-02.76		■
1600 (BC 1) (125 B.000)		Gasolina	RWD	1608	74	100	11.71-10.73		■
1800 Sport		Gasolina	RWD	1756	82	112	01.73-02.76		■
1800 Sport (CC1)		Gasolina	RWD	1756	87	118	01.73-02.76		■
124 (124_) 07.66-07.75						Saloon (Large family car-D Segment)			
1200 (TA) (124 A.000)		Gasolina	RWD	1197	44	60	07.66-10.73		■
1200 (124A) (124 A.000)		Gasolina	RWD	1197	48	65	09.67-07.75		■
1400 Special (124 B2.000)		Gasolina	RWD	1438	51	70	12.68-12.72		■
1400 Special (124A) (124 B2.000)		Gasolina	RWD	1438	55	75	01.71-07.75		■
1500 Special T (124 AC.000)		Gasolina	RWD	1438	59	80	01.71-07.75		■

LISTA DE APLICACIONES - BUYERS GUIDE

1600 Special T (124A) (124 A9.000)		Gasolina	RWD	1592	70	95	01.73-07.75	■
1600 Special T (124A) (132 AC.000)		Gasolina	RWD	1592	70	95	01.73-07.75	■
124 Familiare (124_) 04.67-03.75					Estate (Large family car-D Segment)			
1200 (124 A.000)		Gasolina	RWD	1197	44	60	04.67-05.73	■
1200 (124 A.000)		Gasolina	RWD	1197	48	65	05.73-03.75	■
1.4 (124 B.000)		Gasolina	RWD	1438	51	69	09.67-05.71	■
124 Spider (124_) 01.66-11.85					Convertible (Large family car-D Segment)			
1500 Sport (BS) (124 AC.000)		Gasolina	RWD	1438	66	90	01.66-12.72	■
1600 Sport (BS1) (125 B.000)		Gasolina	RWD	1608	74	100	11.69-08.73	■
1600 Sport (CS) (125 B.000)		Gasolina	RWD	1608	76	104	01.69-12.74	■
1600 Sport (BS1) (125 B.000)		Gasolina	RWD	1608	81	110	01.69-12.74	■
1600 Sport (BS) (125 B.000)		Gasolina	RWD	1608	82	112	11.69-08.73	■
1800 Sport (CS1)		Gasolina	RWD	1739	82	112	01.73-07.75	■
1800 Sport (CS1) (132 AC1.000)		Gasolina	RWD	1756	87	118	01.72-12.77	■
1800 Rally Abarth (CSA) (132 AC1.000)		Gasolina	RWD	1756	94	128	09.72-07.75	■
2000 (132 C3.031)		Gasolina	RWD	1995	77	105	04.72-11.85	■
125 (125_) 07.67-03.74					Saloon (Large family car-D Segment)			
1.3	01/68-	Gasolina	FWD	1295	48	65	07.67-	■
1.5	01/68-	Gasolina	FWD	1495	54	74	07.67-	■
1.6 (TA) (125 A.000)	01/68-	Gasolina	RWD	1608	66	90	07.67-03.74	■
1.6 (TA) (125 B.000)		Gasolina	RWD	1608	74	100	10.68-10.73	■
131 (131_) 10.74-03.87					Saloon (Compact car-C Segment)			
2.0 Super (131 C4.000)		Gasolina	RWD	1995	83	113	01.81-12.84	■
2.0 Racing (131 B2.000)		Gasolina	RWD	1995	85	115	06.78-12.81	■
2.0 Abarth Rally (131 B2.000)		Gasolina	RWD	1995	103	140	01.76-07.80	■
131 Familiare/Panorama (131_) 03.75-12.84					Estate (Compact car-C Segment)			
2.0 Super (131 C4.000)		Gasolina	RWD	1995	83	113	01.81-12.84	■
132 (132_) 04.72-12.82					Saloon (Large family car-D Segment)			
1.6 (132 C.000)	-12/78	Gasolina	RWD	1585	65	88	05.77-09.82	■
1.6 (132 C6.000)	-12/78	Gasolina	RWD	1585	66	90	03.77-12.81	■
1.6 (132 BB OA O)		Gasolina	RWD	1592	72	98	04.72-01.76	■
ARGENTA (132_) 05.77-03.87					Saloon (Large family car-D Segment)			
2000 i.e. (132 C3.000)		Gasolina	RWD	1995	90	122	06.81-07.86	■
2500 Turbodiesel (8144.61.500.81)	-12/83	Diesel	RWD	2445	66	90	07.83-08.85	■
X-1/9 (128_) 11.72-12.89					Targa (Sports car-S Segment)			
1.3 (128 AS.000)		Gasolina	RWD	1290	54	73	10.75-06.78	■
1.3 (128 AS.000)		Gasolina	RWD	1290	55	75	05.73-12.79	■
1.5 (128AS1_) (138 A4.000)		Gasolina	RWD	1498	63	85	11.78-12.89	■
1.5 (128AS1_) (138 AS.000)		Gasolina	RWD	1498	63	85	11.78-12.89	■
1.5 (138 BS.031)		Gasolina	RWD	1499	56	76	06.85-12.89	■
FSO								
125P 10.67-08.92					Estate (Large family car-D Segment)			
1.3 (116 C 076)		Gasolina	RWD	1295	47	64	10.67-08.92	■
1.5 (115 C 076)		Gasolina	RWD	1481	55	75	10.67-08.92	■
125P 10.67-08.92					Saloon (Large family car-D Segment)			
1.3 1300 (116 C 076)		Gasolina	RWD	1295	47	64	10.67-08.92	■
1.5 1500 (115 C 076)		Gasolina	RWD	1481	55	75	10.67-08.92	■

LISTA DE APLICACIONES - BUYERS GUIDE

132P 01.74-09.78					Saloon (Large family car-D Segment)			
1.6 (132 AB.0A.0)		Gasolina	RWD	1592	72	98	01.74-09.78	■
1.8 (132 A1.000)		Gasolina	RWD	1756	79	107	07.75-09.78	■
PICK-UP 01.92-					Pickup (Supermini car-B Segment)			
1.5	01/92-	Gasolina	FWD	1495	60	81	01.92-	■
1.9 D	01/92-	Diesel	RWD	1895	51	69	01.92-	■
POLONEZ 10.77-12.91					Hatchback (Compact car-C Segment)			
1.5 (AA)		Gasolina	RWD	1481	55	75	10.77-08.88	■
1.5 (115 C.074)		Gasolina	RWD	1481	60	82	01.78-08.88	■
1.5 Turbo (115 C 082)		Gasolina	RWD	1481	70	95	01.78-12.91	■
1.6 (CB)		Gasolina	RWD	1598	64	87	08.86-08.88	■
POLONEZ II / PRIMA 08.88-08.92					Hatchback (Compact car-C Segment)			
1.5 (AA)		Gasolina	RWD	1481	55	75	08.88-08.92	■
1.5 i (115 C.074)		Gasolina	RWD	1481	55	75	08.88-08.92	■
1.6 (CB)		Gasolina	RWD	1598	64	87	08.88-08.92	■
1.9 D (XUD 9A)		Diesel	RWD	1905	51	69	08.88-08.92	■
POLONEZ III / ATOU 04.94-09.98					Pickup (Compact car-C Segment)			
1.9 D (XUD 9A)		Diesel	RWD	1905	51	69	04.94-09.98	■
POLONEZ III / ATOU 09.92-03.02					Saloon (Compact car-C Segment)			
1.6 i (147CK46)	01/93-	Gasolina	RWD	1598	57	78	09.92-03.02	■
POLONEZ III / CARO 09.92-01.05					Hatchback (Compact car-C Segment)			
1.4 i 16V (ROVER K16 DOHC)	-12/95	Gasolina	RWD	1398	76	103	09.92-03.02	■
1.5	01/92-	Gasolina	FWD	1495	60	81	09.92-	■
1.5	01/92-	Gasolina	FWD	1495	60	81	09.92-	■
1.6 i (147CK46)	01/93-	Gasolina	RWD	1598	57	78	09.92-03.02	■
1.8		Gasolina	FWD	1796	81	110	02.03-01.05	■
1.9 D (XUD 9A)	-12/98	Diesel	RWD	1905	51	69	09.92-03.02	■
SOTTO 01.94-					Hatchback (Compact car-C Segment)			
1.6	01/94-	Gasolina	FWD	1595	60	81	01.94-	■
1.9 D	01/94-	Diesel	RWD	1895	51	69	01.94-	■
LANCIA								
BETA (U.S.A.) 09.75-12.81					Coupe (Executive car-E Segment)			
2.0		Gasolina	FWD			84	09.78-12.79	■
2.0		Gasolina	FWD		62	84	09.80-12.81	■
BETA MONTE CARLO / SCORPION (137_) 09.75-10.83					Targa (Executive car-E Segment)			
2.0 (137AS_) (134 AS.000)		Gasolina	RWD	1995	88	120	09.75-05.81	■
PININFARINA								
SPIDEREUROPA (P124DS) 03.82-11.85					Convertible (Large family car-D Segment)			
2000 (132 C3.031)	01/85-	Gasolina	RWD	1995	76	103	11.84-11.85	■
2000 (132 C3.031)		Gasolina	RWD	1995	77	105	03.82-09.85	■
2000 Volumex (232R14)		Gasolina	RWD	1995	99	135	06.83-11.85	■
POLSKI								
125P 01.80-					Saloon (Large family car-D Segment)			
1.3	01/80-	Gasolina	FWD	1295			01.80-	■
1.5	01/80-	Gasolina	FWD	1495			01.80-	■

LISTA DE APLICACIONES - BUYERS GUIDE

132P 01.73-					Saloon (Large family car-D Segment)			
1.6	01/73-	Gasolina	FWD	1595			01.73-	■
1.8	01/75-	Gasolina	FWD	1795			01.73-	■
SEAT								
124 (124A) 01.70-12.76					Estate (Large family car-D Segment)			
D1200 (124 A.000)	01/74-	Gasolina	RWD	1197	44	60	01.70-12.74	■
LS1200 (124 A.000)		Gasolina	RWD	1197	48	65	01.70-12.76	■
124 01.68-10.80					Saloon (Large family car-D Segment)			
D1200 (124 A.000)	01/74-	Gasolina	RWD	1197	44	60	01.68-12.76	■
LS1200 (FA12)		Gasolina	RWD	1197	48	65	01.68-10.80	■
1430 (FA14)	01/75-	Gasolina	RWD	1438	55	75	01.70-12.76	■
1.6 (FC16)		Gasolina	RWD	1585	70	95	09.76-10.80	■
1430 Especial (124 A9.000)		Gasolina	RWD	1592	70	95	01.70-12.76	■
1.6 (FA16)		Gasolina	RWD	1608	72	98	09.75-08.76	■
1.8 (FA18)		Gasolina	RWD	1756	87	118	09.75-10.80	■
2.0 (FA19)		Gasolina	RWD	1995	85	116	04.79-10.80	■
TALBOT								
SIMCA 1000 10.61-12.78					Saloon (Compact car-C Segment)			
1.3 Rallye 2 (1G4)		Gasolina	RWD	1294	60	82	09.72-09.76	■
1.3 Rallye 2 (1G4)		Gasolina	RWD	1294	63	86	10.76-09.77	■
1.3 Rallye 3 (1G4)		Gasolina	RWD	1294	76	103	01.78-12.78	■