


LISTA DE APLICACIONES - BUYERS GUIDE

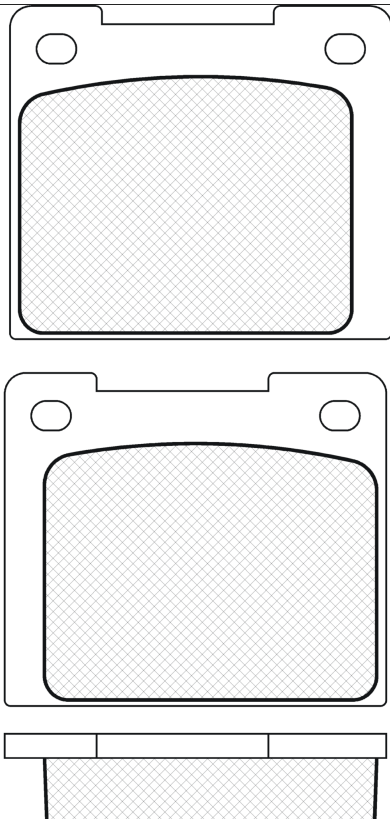
180087



8 424073 018632

Qty: 944 Weight: 655

O.E.M.	MAKE
2 725 31	VOLVO
2 725 31 5	VOLVO
2 725 679	VOLVO
2 726 743	VOLVO
2 727 76	VOLVO
2 727 808	VOLVO
2 728 681	VOLVO
2 728 76	VOLVO
2 728 95	VOLVO
2 758 951	VOLVO
2 758 98	VOLVO




2x

2x

HASTA FIN DE EXISTENCIAS
UNTIL EXISTING STOCK RUNS OUT

180087



Lucas - Girling

63.3x55.2x14.5

WVA	FMSI
20093	D44-765
20094	

MAKE
VOLVO



Trac.	CC	Kw	CV	
				 
				Front / Rear

VOLVO

140 (145) 08.66-02.75

					Estate (Executive car-E Segment)			
1.8 S (B 18 A)		Gasolina	RWD	1779	55	75	08.66-07.68	■
1.8 S (B 18 B)		Gasolina	RWD	1780	74	101	08.66-07.68	■
2.0 S (B 20 A)		Gasolina	RWD	1986	60	82	08.68-07.74	■
2.0 S (B 20 D)		Gasolina	RWD	1986	70	95	08.72-07.74	■
2.0 S (B 20 B)		Gasolina	RWD	1986	73	100	08.72-07.73	■
2.0 S (B 20 B)		Gasolina	RWD	1986	74	101	08.72-07.74	■
2.0 S (B 20 E)		Gasolina	RWD	1986	91	124	08.72-07.73	■
2.0 S		Gasolina	RWD	1998	85	116	09.73-02.75	■

140 (142, 144) 08.66-08.75

					Saloon (Executive car-E Segment)			
1.8 (B 18 A)		Gasolina	RWD	1779	55	75	08.66-07.68	■
1.8 S (B 18 B)		Gasolina	RWD	1780	74	101	07.67-01.72	■
2.0 (B 20 A)		Gasolina	RWD	1986	60	82	08.68-07.74	■
2.0 (B 20 D)		Gasolina	RWD	1986	70	95	08.71-07.72	■
2.0 S (B 20 B)		Gasolina	RWD	1986	74	101	11.68-09.72	■
2.0 (B 20 E)		Gasolina	RWD	1986	91	124	09.70-04.75	■
2.0 S		Gasolina	RWD	1998	85	116	09.72-08.75	■

164 (164) 08.68-04.75

					Saloon (Executive car-E Segment)			
2.9 E (B 30 A)		Gasolina	RWD	2978	96	131	08.68-07.73	■
2.9 (B 30 E)		Gasolina	RWD	2978	118	160	08.72-07.74	■

P 1800 (P18) 04.62-11.73

					Coupe (Sports car-S Segment)			
2.0 ES (B 20 E)		Gasolina	RWD	1986	91	124	08.69-11.73	■