


LISTA DE APLICACIONES - BUYERS GUIDE

180176

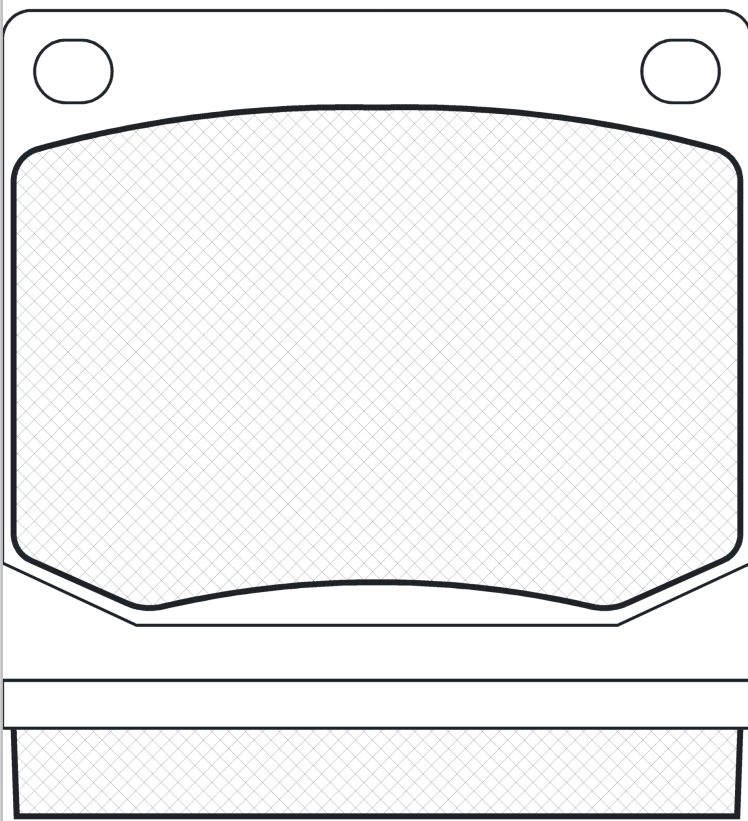


8 424073 007056


Qty: 300 Weight: 1.055

O.E.M.	MAKE
40 04 123	SAAB
49 06 632	SAAB
78 73 698	SAAB
78 74 548	SAAB
89 85 236	SAAB
89 93 107	SAAB
89 93 263	SAAB
89 93 297	SAAB
89 93 834	SAAB
89 94 296	SAAB
89 94 998	SAAB
91 02 690	SAAB
91 02 708	SAAB

4x



180176



Lucas - Girling

78.45x64.4x14.2

WVA	FMSI
20402	D2-7051
	D2-7199

MAKE
SAAB



Trac.	CC	Kw	CV	
				 
Front / Rear				

SAAB

90 08.84-08.87

2.0 (B 20 I)	Gasolina	FWD	1985	74	100	08.84-08.87	■
--------------	----------	-----	------	----	-----	-------------	---

Saloon (Compact car-C Segment)

900 10.85-12.94

2.0 (B201)	-12/88	Gasolina	FWD	1985	81	110	10.85-09.89	■
2.0 Turbo-16 (B202XL)	-12/88	Gasolina	FWD	1985	118	160	11.86-06.94	■
2.0 Turbo-16 S (B202XL)	-12/88	Gasolina	FWD	1985	129	175	11.86-06.94	■

Convertible (Compact executive car-D Segment)

900 06.78-06.94

2.0 (B201)	-12/88	Gasolina	FWD	1985	74	100	04.84-10.91	■
2.0 c (B 20)		Gasolina	FWD	1985	74	101	09.79-12.88	■
2.0 c (B201XC)		Gasolina	FWD	1985	74	101	09.79-12.88	■
2.0 c (B20T)	01/79-	Gasolina	FWD	1985	79	107	09.78-08.84	■
2.0 c (BT 20)	01/79-	Gasolina	FWD	1985	79	107	09.78-08.84	■
2.0 (B201)		Gasolina	FWD	1985	80	109	06.78-03.84	■
2.0 i (B201)	-12/88	Gasolina	FWD	1985	81	110	09.85-08.90	■
2.0 i (B201XI)		Gasolina	FWD	1985	85	115	11.80-12.88	■
2.0 i (BI 20)		Gasolina	FWD	1985	85	115	11.80-12.88	■
2.0 EMS (BI 20)		Gasolina	FWD	1985	87	118	09.78-08.79	■
2.0 -16 (B202XI)		Gasolina	FWD	1985	92	125	01.86-12.88	■
2.0 Turbo (B201XL)	-12/88	Gasolina	FWD	1985	103	140	10.86-12.91	■
2.0 Turbo (B201S)		Gasolina	FWD	1985	107	146	09.78-07.85	■
2.0 Turbo (BSI 20)		Gasolina	FWD	1985	107	146	09.78-07.85	■
2.0 Turbo (B201XL)		Gasolina	FWD	1985	110	150	01.86-12.88	■
2.0 T8 (B201L)		Gasolina	FWD	1985	114	155	10.86-09.89	■

Hatchback (Compact executive car-D Segment)

LISTA DE APLICACIONES - BUYERS GUIDE

2.0 Turbo-16 (B202XL)	01/86-	Gasolina	FWD	1985	118	160	11.85-06.94	■
2.0 Turbo-16 S (B202XL)		Gasolina	FWD	1985	129	175	02.84-12.88	■
900 (AC4, AM4) 01.79-12.93					Saloon (Compact executive car-D Segment)			
2.0 (B201)		Gasolina	FWD	1985	74	100	07.82-12.88	■
2.0 c (B 20)		Gasolina	FWD	1985	74	101	07.82-12.88	■
2.0 c (B201XC)		Gasolina	FWD	1985	74	101	07.82-12.88	■
2.0 c (B20T)		Gasolina	FWD	1985	79	107	11.80-08.84	■
2.0 c (BT 20)		Gasolina	FWD	1985	79	107	11.80-08.84	■
2.0 (B201)		Gasolina	FWD	1985	80	109	09.83-03.84	■
2.0 i (B201)	-12/88	Gasolina	FWD	1985	81	110	09.85-08.90	■
2.0 i (B201XI)	-12/88	Gasolina	FWD	1985	85	115	11.80-08.90	■
2.0 i (BI 20)	-12/88	Gasolina	FWD	1985	85	115	11.80-08.90	■
2.0 EMS (BI 20)		Gasolina	FWD	1985	87	118	01.79-12.80	■
2.0 -16 (B202XI)		Gasolina	FWD	1985	92	125	01.86-12.88	■
2.0 Turbo (B201XL)	-12/88	Gasolina	FWD	1985	103	140	10.86-12.91	■
2.0 Turbo (B201S)		Gasolina	FWD	1985	107	146	10.80-07.85	■
2.0 Turbo (BSI 20)		Gasolina	FWD	1985	107	146	10.80-07.85	■
2.0 Turbo (B201XL)		Gasolina	FWD	1985	110	150	01.86-12.88	■
2.0 Turbo-16 (B202XL)	-12/88	Gasolina	FWD	1985	118	160	11.85-12.93	■
2.0 Turbo-16 S (B202XL)		Gasolina	FWD	1985	129	175	01.84-12.88	■
9000 09.84-12.98					Hatchback (Executive car-E Segment)			
2.0 -16 (B202XI)		Gasolina	FWD	1985	94	128	12.85-08.88	■
2.0 -16 CS (B202I)		Gasolina	FWD	1985	94	128	01.89-12.98	■
95 Station Wagon 02.60-12.78					Estate (Compact car-C Segment)			
0.8		Mixto	FWD	841	28	38	02.60-12.68	■
99 08.68-01.87					Hatchback (Compact car-C Segment)			
1.85 i (B180)		Gasolina	FWD	1854	71	97	10.71-09.72	■
2.0 (B20T)		Gasolina	FWD	1985	79	107	03.76-05.78	■
2.0 i (BI 20)		Gasolina	FWD	1985	87	118	01.81-12.84	■
2.0 Turbo (BSI 20)		Gasolina	FWD	1985	107	146	10.77-06.80	■
99 11.67-07.87					Saloon (Compact car-C Segment)			
2.0 (B 20 P)		Gasolina	FWD	1985	70	95	10.72-08.74	■
2.0 GL (B 20 C)		Gasolina	FWD	1985	74	100	09.74-12.84	■
2.0 GL (B 20 I)		Gasolina	FWD	1985	74	100	09.74-12.84	■
2.0 EMS (B201)		Gasolina	FWD	1985	81	110	04.72-08.74	■
2.0 EMS (B 20 I)		Gasolina	FWD	1985	87	118	09.74-12.78	■