


LISTA DE APLICACIONES - BUYERS GUIDE

180221

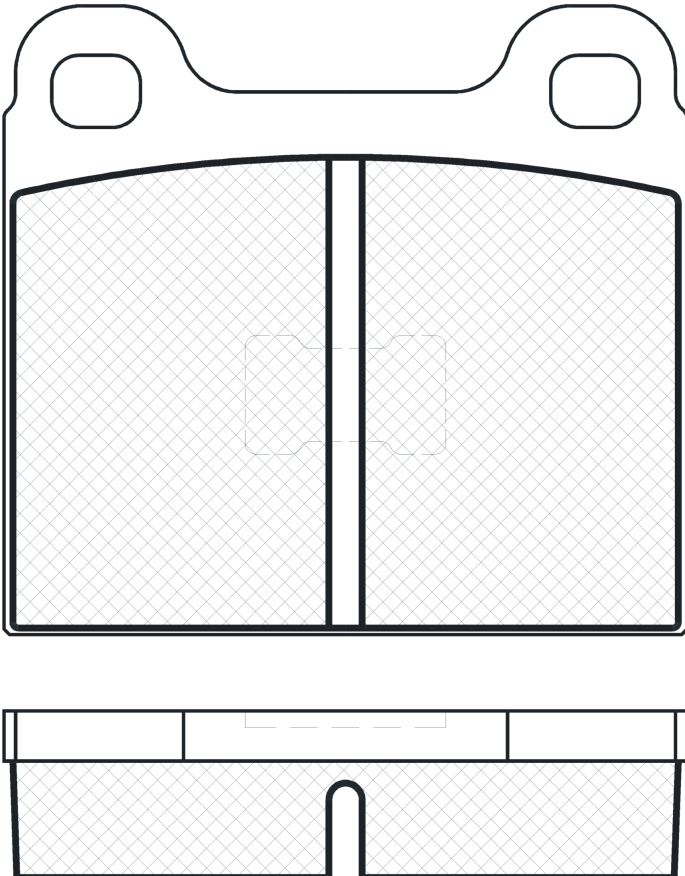


8 424073 007285


Qty: 300 Weight: 660

O.E.M.	MAKE
823 615 115 A	VW
823 698 151	VW
823 698 151 A	VW
891 698 151	VW

4x



180221



Ate - Teves

61.8x56.9x15.2

WVA	FMSI
20393	D96-7032
MAKE	
AUDI	
VW	



Trac.	CC	Kw	CV	
				 
				Front / Rear

AUDI

50 (863) 08.74-07.78						Hatchback (Supermini car-B Segment)		
0.8 (HE)		Gasolina	FWD	771	25	34	01.76-07.78	■
1.1 (HB)		Gasolina	FWD	1093	37	50	08.74-07.78	■
1.1 (HC)		Gasolina	FWD	1093	44	60	08.74-07.77	■
1.3 (HJ)		Gasolina	FWD	1272	43	58	01.77-07.78	■
1.3 (HH)		Gasolina	FWD	1272	44	60	08.77-07.78	■
80 II B1 / FOX (80, 82) 05.72-07.78						Saloon (Compact executive car-D Segment)		
1.3 (ZA)		Gasolina	FWD	1297	40	55	05.72-07.78	■
1.3 (ZF)		Gasolina	FWD	1297	44	60	05.72-07.78	■
1.5 (YJ)		Gasolina	FWD	1471	55	75	05.72-08.75	■
1.5 (ZB)		Gasolina	FWD	1471	55	75	05.72-08.75	■
1.5 (ZC)		Gasolina	FWD	1471	63	85	05.72-07.76	■
1.6 (YN)		Gasolina	FWD	1588	55	75	09.75-07.78	■
1.6 (YP)		Gasolina	FWD	1588	63	85	09.75-07.78	■
1.6 GT (XX)		Gasolina	FWD	1588	74	100	09.73-07.76	■
1.6 GTE (YS)		Gasolina	FWD	1588	81	110	01.76-07.78	■
80 III B2 / 4000 (811, 813, 814, 819, 853) 08.78-03.87						Saloon (Compact executive car-D Segment)		
1.3 (FY)		Gasolina	FWD	1272	40	55	09.78-07.81	■

VW

DERBY (86) 02.77-09.81						Saloon (Supermini car-B Segment)		
0.9 (HA)		Gasolina	FWD	895	29	40	02.77-09.81	■
1.0 (GL)		Gasolina	FWD	1043	29	40	10.81-12.84	■

LISTA DE APLICACIONES - BUYERS GUIDE

1.0		Gasolina	FWD	1043	33	45	08.81-12.84	■
1.1 (HB)		Gasolina	FWD	1093	37	50	02.77-09.81	■
1.1 (HB)		Gasolina	FWD	1093	37	50	10.81-07.83	■
1.3 (HW)		Gasolina	FWD	1272	37	50	08.83-12.84	■
1.3 (HK)		Gasolina	FWD	1272	40	55	08.83-12.84	■
1.3 (HJ)		Gasolina	FWD	1272	43	58	02.77-09.81	■
1.3 (HH)		Gasolina	FWD	1272	44	60	02.77-09.81	■
1.3 (HH)		Gasolina	FWD	1272	44	60	08.81-07.83	■
1.3 (GK)		Gasolina	FWD	1272	55	75	09.82-12.84	■
GOLF I / RABBIT (17) 04.74-12.85					Hatchback (Compact car-C Segment)			
1.1 (FA)		Gasolina	FWD	1093	37	50	04.74-07.83	■
1.1 (GG)		Gasolina	FWD	1093	37	50	04.74-07.83	■
1.1 (FJ)		Gasolina	FWD	1093	38	52	08.76-07.80	■
1.1		Gasolina	FWD	1093	44	60	01.81-07.83	■
1.3 (GS)		Gasolina	FWD	1272	43	58	08.82-12.83	■
1.3 (GF)		Gasolina	FWD	1272	44	60	08.79-07.83	■
1.6 GTI (EG)	-12/80	Gasolina	FWD	1588	81	110	08.76-07.82	■
1.5 D (CK)	-12/79	Diesel	FWD	1471	37	50	08.76-07.80	■
1.6 D (CR)		Diesel	FWD	1588	40	54	08.80-07.83	■
1.6 D (JK)		Diesel	FWD	1588	40	54	08.80-07.83	■
1.6 TD (CY)		Diesel	FWD	1588	51	70	03.82-07.83	■
JETTA I / ATLANTIC (16) 08.78-12.87					Saloon (Compact car-C Segment)			
1.1 (GG)	-12/80	Gasolina	FWD	1093	37	50	08.79-02.84	■
1.3 (GS)		Gasolina	FWD	1272	43	58	08.82-02.84	■
1.3 (GF)	01/81-	Gasolina	FWD	1272	44	60	08.79-02.84	■
1.6 GLI (EG)	-12/80	Gasolina	FWD	1588	81	110	08.78-07.82	■
1.5 D (CK)		Diesel	FWD	1471	37	50	08.78-07.80	■
1.6 D (CR)		Diesel	FWD	1588	40	54	08.80-02.84	■
1.6 D (JK)		Diesel	FWD	1588	40	54	08.80-02.84	■
1.6 TD (CY)		Diesel	FWD	1588	51	70	03.82-02.84	■
PASSAT B1 / DASHER (32) 05.73-07.81					Hatchback (Large family car-D Segment)			
1.3 (ZA)		Gasolina	FWD	1297	40	55	05.73-01.78	■
1.3 (ZF)		Gasolina	FWD	1297	44	60	05.73-01.78	■
1.5 D (CK)	01/78-	Diesel	FWD	1471	37	50	08.77-07.80	■
PASSAT B1 Variant / DASHER (33) 05.73-10.81					Estate (Large family car-D Segment)			
1.3 (ZA)		Gasolina	FWD	1297	40	55	05.73-01.78	■
1.3 (ZF)		Gasolina	FWD	1297	44	60	10.73-01.78	■
1.5 D (CK)	01/78-	Diesel	FWD	1471	37	50	02.77-07.80	■
POLO (86) 03.75-09.81					Hatchback (Supermini car-B Segment)			
0.8 (HE)		Gasolina	FWD	771	25	34	09.75-09.81	■
0.9 (HA)		Gasolina	FWD	895	29	40	09.75-09.81	■
1.1 (HB)		Gasolina	FWD	1093	37	50	03.75-09.81	■
1.1 (HC)		Gasolina	FWD	1093	44	60	03.75-09.81	■
1.3 (HH)		Gasolina	FWD	1272	44	60	12.76-09.81	■
POLO II (86C, 80) 10.81-09.94					Coupe (Supermini car-B Segment)			
1.0 (GL)	-12/84	Gasolina	FWD	1043	29	40	05.82-10.86	■
1.0 (HZ)	-12/85	Gasolina	FWD	1043	33	45	08.85-01.92	■
1.1 (HB)		Gasolina	FWD	1093	37	50	10.81-07.83	■
1.3 (HK)	-12/85	Gasolina	FWD	1272	40	55	08.83-06.87	■

LISTA DE APLICACIONES - BUYERS GUIDE

1.3 (MH)	-12/85	Gasolina	FWD	1272	40	55	08.83-06.87	■
1.3 (HH)		Gasolina	FWD	1272	44	60	10.81-07.83	■
1.3 (GK)	-12/85	Gasolina	FWD	1272	55	75	09.82-09.89	■
POLO II (86C, 80) 10.81-09.94					Hatchback (Supermini car-B Segment)			
0.9 (HA)		Gasolina	FWD	895	29	39	10.81-12.81	■
1.0 (GL)	-12/85	Gasolina	FWD	1043	29	40	10.81-10.86	■
1.0 (HZ)	-12/85	Gasolina	FWD	1043	33	45	08.85-01.92	■
1.1 (HB)	-12/83	Gasolina	FWD	1093	37	50	10.81-09.89	■
1.3 (HW)		Gasolina	FWD	1272	37	50	08.83-07.85	■
1.3 (HK)	-12/85	Gasolina	FWD	1272	40	55	08.83-07.88	■
1.3 (MH)	-12/85	Gasolina	FWD	1272	40	55	08.83-07.88	■
1.3 Cat (2G)		Gasolina	FWD	1272	40	55	07.87-09.94	■
1.3 Cat (AAV)		Gasolina	FWD	1272	40	55	07.87-09.94	■
1.3 Cat (MH)		Gasolina	FWD	1272	40	55	07.87-09.94	■
1.3 Cat (NZ)		Gasolina	FWD	1272	40	55	07.87-09.94	■
1.3 (GT)		Gasolina	FWD	1272	43	58	08.82-07.88	■
1.3 (HJ)		Gasolina	FWD	1272	43	58	08.82-07.88	■
1.3 (HH)		Gasolina	FWD	1272	44	60	10.81-07.83	■
1.3 (GK)	-12/83	Gasolina	FWD	1272	55	75	09.82-09.89	■
SANTANA / QUANTUM (32B) 08.81-12.85					Saloon (Large family car-D Segment)			
1.3 (FZ)		Gasolina	FWD	1272	44	60	08.81-07.83	■
1.6 D (CR)	-12/82	Diesel	FWD	1588	40	54	08.81-12.84	■
1.6 D (JK)	-12/82	Diesel	FWD	1588	40	54	08.81-12.84	■
SCIROCCO (53) 02.74-07.80					Coupe (Sport compact car-C Segment)			
1.1 (FA)	01/75-	Gasolina	FWD	1093	37	50	04.74-07.79	■
1.6 (FR)	01/80-	Gasolina	FWD	1588	63	85	08.75-07.80	■
1.6 (EG)		Gasolina	FWD	1588	81	110	06.76-07.80	■
SCIROCCO II (53B) 08.80-07.92					Coupe (Sport compact car-C Segment)			
1.3 (HK)		Gasolina	FWD	1272	40	55	08.83-07.84	■
1.3 (GF)		Gasolina	FWD	1272	44	60	08.80-12.83	■
1.6		Gasolina	FWD	1588	55	75	08.82-07.83	■
1.6 (FR)	-12/83	Gasolina	FWD	1588	63	85	08.80-04.84	■