


# LISTA DE APLICACIONES - BUYERS GUIDE

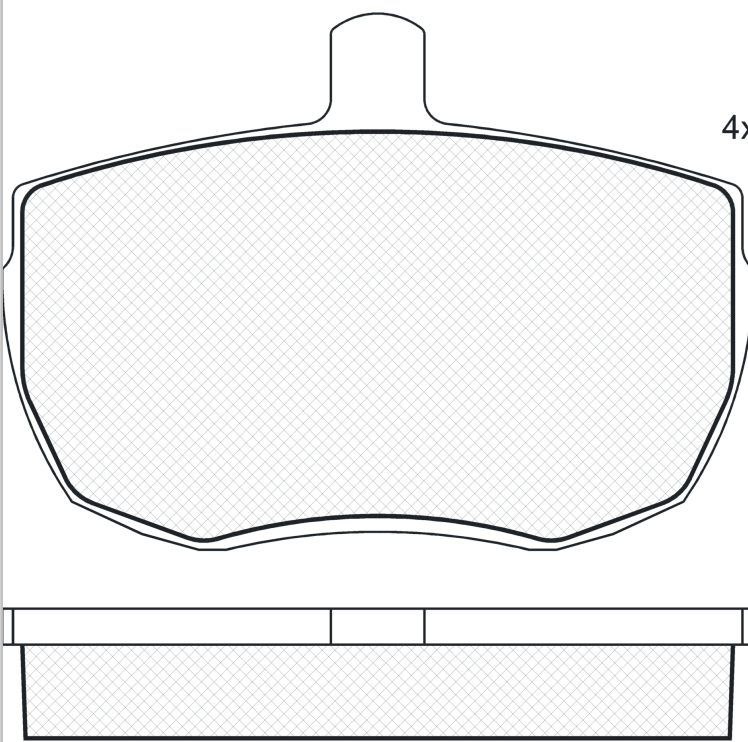
## 180230



8 424073 007322


Qty: 300      Weight: 1.485

O.E.M.	MAKE
1 571 570	FORD
1 571 571	FORD
1 571 572	FORD
3380.6190.EY.5020.	IVECO
443 147 0	IVECO
5 015 935	FORD
5 018 908	FORD
5 022 398	FORD
5010553	FORD
6 165 965	FORD
6 567 002	FORD
76VB-2K021-BA	FORD
76VB-2K021-CA	FORD
76VB-2K021-DA	FORD
89VB-2K021-CA	FORD
89VX-2K021-BA	FORD
9 380 619 0	ALFA ROMEO
998 15761	IVECO
GBP267	LAND ROVER
GBP270	LAND ROVER
GBP90267	LAND ROVER
GBP90270	LAND ROVER
RTC-3163	LAND ROVER
RTC-3272	LAND ROVER
SA4107754	DAF



4x

## 180230



**E1 90R-01101/375**

AP-Lockheed

104.9x74.7x18

**WVA**

20359

20608

**MAKE**

ALFA ROMEO

DAF

FORD

IVECO

LAND ROVER

LDV

LEYLAND

OM



Trac.	CC	Kw	CV		
					
				Front / Rear	

ALFA ROMEO									
AR 8 (280_) 04.78-12.89							Platform/Chassis (LCVs-N1 Segment)		
2.4 D (280) (8140.61.200)	-12/80	Diesel	FWD	2445	53	72	04.78-08.86	■	
AR 8 (280_) 04.78-12.89							Van (LCVs-N1 Segment)		
2.4 D (280) (8140.61.200)	-12/80	Diesel	FWD	2445	53	72	04.78-08.86	■	
DAF									
200 01.89-							Van (LCVs-N1 Segment)		
2.0 City	01/89-	Diesel	RWD	1995	47	64	01.89-	■	
400 11.86-01.97							Platform/Chassis (LCVs-N1 Segment)		
2.5 D (EN 55)		Diesel	RWD	2498	53	72	04.89-12.94	■	
2.5 TD (ET 70)		Diesel	RWD	2498	71	97	04.89-01.97	■	
400-Serie 04.89-08.93							Van (LCVs-N1 Segment)		
428-435 2.5 D (BN 52)		Diesel	RWD	2498	53	72	04.89-08.93	■	
428-435 2.5 D (EN 55)		Diesel	RWD	2498	53	72	04.89-08.93	■	
428-435 2.5 TD (ET 70)		Diesel	RWD	2498	71	97	04.89-08.93	■	
FORD									
TRANSIT II (V_) 11.77-10.86							Bus (Minibus-M2-Segment)		
1.6 (VAS, VLS, VZS) (4RB)		Gasolina	RWD	1593	48	65	12.77-10.86	■	
1.6 (L3C)		Gasolina	RWD	1598	62	84	01.78-10.86	■	
2.0 (VAS, VBLVIL, VLS, VUL, VZS) (4RC)		Gasolina	RWD	1993	43	59	12.77-07.82	■	
2.0 (VAS, VLS, VZS) (4RC)		Gasolina	RWD	1993	55	75	11.77-10.86	■	
2.0 (VAS, VIL, VLS, VUL, VZS) (4RC)		Gasolina	RWD	1993	57	78	11.77-10.86	■	
2.4 D (VAS, VBL, VIL, VUL, VZS) (4AA)		Diesel	RWD	2358	46	62	01.78-12.85	■	

# LISTA DE APLICACIONES - BUYERS GUIDE

2.5 D (VAS, VBL, VIL, VUL, VZS) (4AB)		Diesel	RWD	2496	50	68	10.83-10.86	■
<b>TRANSIT II (V_ _) 11.77-10.86</b>					<b>Platform/Chassis (LCVs-N1 Segment)</b>			
1.6 (VCS, VDS) (B)		Gasolina	RWD	1593	48	65	11.77-10.86	■
1.6 (L3C)	-12/85	Gasolina	RWD	1598	62	84	01.78-10.86	■
2.0 (VGL, VSL, VTL) (4RC)		Gasolina	RWD	1993	43	59	11.77-07.82	■
2.0 (VGL, VSL, VTL, VCS, VDS) (4RC)		Gasolina	RWD	1993	57	78	11.77-10.86	■
2.4 D (VGL, VSL, VTL, VCS, VDS) (4AA)		Diesel	RWD	2358	46	62	01.78-12.85	■
2.5 D (VGL, VSL, VTL, VCS, VDS) (4AB)		Diesel	RWD	2496	50	68	10.83-10.86	■
<b>TRANSIT II (V_ _) 01.77-10.86</b>					<b>Van (LCVs-N1 Segment)</b>			
1.6 (WS) (4RB)		Gasolina	RWD	1593	48	65	11.77-10.86	■
1.6 (L3C)		Gasolina	RWD	1598	62	84	01.78-09.85	■
2.0 (VVS) (4RC)		Gasolina	RWD	1993	43	59	11.77-07.82	■
2.0 (VVL) (4RC)		Gasolina	RWD	1993	55	75	11.77-10.86	■
2.0 (VHL, VVS) (4RC)		Gasolina	RWD	1993	57	78	11.77-10.86	■
2.4 D (VVS) (4AA)		Diesel	RWD	2358	46	62	01.78-12.85	■
2.5 D (VVL) (4AB)		Diesel	RWD	2496	50	68	10.83-10.86	■
<b>TRANSIT III (T_ _) 10.85-09.92</b>					<b>Bus (Minibus-M2-Segment)</b>			
1.6		Gasolina	FWD	1598	62	84	10.86-07.87	■
2.0 L (NAW)	-12/89	Gasolina	RWD	1993	56	76	10.85-03.91	■
2.0 L (NAX)	-12/89	Gasolina	RWD	1993	56	76	10.85-03.91	■
2.0 Cat (TBS, TCL, TCS) (N6T)	-12/89	Gasolina	RWD	1993	57	78	12.85-09.92	■
2.0 (N6TS)	-12/89	Gasolina	RWD	1993	60	82	10.85-03.91	■
2.0 (TBS, TCL, TCS, TEL, TES) (NAT)	-12/89	Gasolina	RWD	1994	57	78	11.85-09.92	■
2.0 (TBS, TCL, TCS, TEL, TES) (NAV)	-12/89	Gasolina	RWD	1994	57	78	11.85-09.92	■
2.5 D (TBS, TCL, TCS, TEL, TES) (4AB)	-12/88	Diesel	RWD	2496	50	68	12.85-01.89	■
<b>TRANSIT III (T_ _) 10.85-09.92</b>					<b>Platform/Chassis (LCVs-N1 Segment)</b>			
1.6	01/85-	Gasolina	FWD	1598	62	84	01.78-12.88	■
2.0 Cat (TUL) (N6T)	-12/88	Gasolina	RWD	1993	57	78	11.85-09.92	■
2.0 (TTE, TTL, TTS) (NAT)	-12/88	Gasolina	RWD	1994	57	78	01.86-09.92	■
2.0 (TTE, TTL, TTS) (NAV)	-12/88	Gasolina	RWD	1994	57	78	01.86-09.92	■
2.5 D (TTL, TTS, TUL, TUS, TTE) (4AB)	-12/88	Diesel	RWD	2496	50	68	01.86-01.89	■
2.5 DI (TTE, TTL, TTS, TUL) (4BA)	-12/89	Diesel	RWD	2496	52	71	09.88-09.92	■
2.5 DI (TTE, TTL, TTS, TUL) (4BB)	-12/89	Diesel	RWD	2496	52	71	09.88-09.92	■
2.5 DI (TTE, TTL, TTS, TUL) (4CA)	-12/89	Diesel	RWD	2496	52	71	09.88-09.92	■
2.5 DI (TTE, TTL, TTS, TUL) (4CB)	-12/89	Diesel	RWD	2496	52	71	09.88-09.92	■
<b>TRANSIT III (T_ _) 09.85-09.92</b>					<b>Van (LCVs-N1 Segment)</b>			
1.6 (TAS) (LAT)	-12/89	Gasolina	RWD	1593	46	63	09.85-09.92	■
1.6 (L3C)		Gasolina	RWD	1598	62	84	10.85-07.87	■
2.0 (NAW)		Gasolina	RWD	1993	56	76	10.85-03.91	■
2.0 (NAX)		Gasolina	RWD	1993	56	76	10.85-03.91	■
2.0		Gasolina	FWD	1993	60	82	10.85-03.91	■
2.0 (TAL, TAS, TGL, TWS) (NAT)	-12/89	Gasolina	RWD	1994	57	78	09.85-09.92	■
2.0 (TAL, TAS, TGL, TWS) (NAV)	-12/89	Gasolina	RWD	1994	57	78	09.85-09.92	■
2.5 D (TAL, TAS, TGL, TWS) (4AB)	-12/88	Diesel	RWD	2496	50	68	01.86-09.91	■
2.5 D (TAL, TAS, TGL, TWS) (4BA)	-12/89	Diesel	RWD	2496	52	71	10.88-09.91	■
2.5 D (TAL, TAS, TGL, TWS) (4CA)	-12/89	Diesel	RWD	2496	52	71	10.88-09.91	■

IVECO

# LISTA DE APLICACIONES - BUYERS GUIDE

					Platform/Chassis (LCVs-N1 Segment)			
<b>DAILY I-II 01.78-05.99</b>								
30-8 (10011131, 10011132, 10011231, 10011232, 10011237,... (8140.61.200)	-12/84	Diesel	RWD	2445	53	72	01.78-12.89	■
40-8 (8140.61.200)	-12/86	Diesel	RWD	2445	53	72	01.83-06.89	■
40-10 (8140.27 S)	-12/88	Diesel	RWD	2445	68	92	01.85-12.89	■
<b>DAILY I-II 01.78-08.98</b>					Van (LCVs-N1 Segment)			
30-8 (10014131, 10014132, 10014137, 10014231, 10014232,... (8140.61.200)	-12/87	Diesel	RWD	2445	53	72	01.78-12.89	■
40-8 V (8140.61.200)	-12/86	Diesel	RWD	2445	53	72	01.83-06.89	■
40-10 V (8140.27 S)	-12/88	Diesel	RWD	2445	68	92	01.85-12.89	■
<b>LAND ROVER</b>								
<b>110/127 / DEFENDER (LDH) 09.83-12.90</b>					Closed Off-Road Vehicle (Off-Road SUV-J Segment)			
2.3	01/80-	Gasolina	FWD	2295	51	70	09.83-	■
2.5 4x4 (17 H)	-12/86	Gasolina	4WD	2495	61	83	10.85-07.90	■
2.5 4x4 (17 J)	-12/86	Gasolina	4WD	2495	61	83	10.85-07.90	■
3.5 4x4 (15G)	-12/86	Gasolina	4WD	3528	85	116	01.84-09.90	■
3.5 4x4 (17D)	-12/86	Gasolina	4WD	3528	85	116	01.84-09.90	■
3.5 4x4 (24G)	-12/86	Gasolina	4WD	3528	85	116	01.84-09.90	■
3.5 4x4 (15G)	-12/86	Gasolina	4WD	3528	98	133	09.83-07.90	■
3.5 4x4 (15G)	-12/86	Gasolina	4WD	3528	100	136	01.85-07.90	■
3.5 4x4 (21 G)	-12/86	Gasolina	4WD	3528	100	136	01.85-07.90	■
2.5 TD 4x4 (19 J)	-12/86	Diesel	4WD	2494	63	86	09.86-07.90	■
2.5 D 4x4 (12 J)	-12/86	Diesel	4WD	2495	51	69	09.83-07.90	■
<b>90 / DEFENDER (LDV) 01.84-08.90</b>					Closed Off-Road Vehicle (Off-Road SUV-J Segment)			
2.3 4x4 (10 H)	Fixed(4 piston)Calip	Gasolina	4WD	2286	52	71	01.84-08.87	■
2.5 4x4 (17 H)	-12/86	Gasolina	4WD	2494	62	84	09.85-08.90	■
<b>DEFENDER II (L316, L315) 05.90-10.17</b>					Closed Off-Road Vehicle (Off-Road SUV-J Segment)			
2.5 4x4 (17 H)	-12/91, Fixed(4 piston)Calip	Gasolina	4WD	2495	61	83	09.90-12.94	■
3.5 4x4 (11 D)	-12/91, Fixed(4 piston)Calip	Gasolina	4WD	3528	86	117	09.90-08.93	■
3.5 4x4 (21 G)	-12/91, Fixed(4 piston)Calip	Gasolina	4WD	3528	86	117	09.90-08.93	■
3.5 4x4 (15G)	Fixed(4 piston)Calip	Gasolina	4WD	3528	100	136	09.90-07.94	■
3.5 4x4 (21 G)	Fixed(4 piston)Calip	Gasolina	4WD	3528	100	136	09.90-07.94	■
3.5 4x4	-12/91	Gasolina	4WD	3532	100	136	09.90-12.98	■
3.9 4x4 (L316) (37 L)	Fixed(4 piston)Calip	Gasolina	4WD	3947	134	182	01.93-09.00	■
3.9 V8 4x4 (L316) (37 L)		Gasolina	4WD	3947	136	185	11.98-02.16	■
2.5 D 4x4 (L316) (12 J)	-12/91, Fixed(4 piston)Calip	Diesel	4WD	2495	51	69	09.90-07.94	■
2.5 TDI 4x4 (L316) (11 L)	-12/91, Fixed(4 piston)Calip	Diesel	4WD	2495	83	113	08.90-12.98	■
2.5 TDI 4x4 (L316) (16 L)	-12/91, Fixed(4 piston)Calip	Diesel	4WD	2495	83	113	08.90-12.98	■
2.5 TDI 4x4 (L316) (23 L)	-12/91, Fixed(4 piston)Calip	Diesel	4WD	2495	83	113	08.90-12.98	■
2.5 Td5 4x4 (L316) (10 P)	Fixed(4 piston)Calip	Diesel	4WD	2495	90	122	06.98-02.16	■
2.5 Td5 4x4 (L316) (14 P)	Fixed(4 piston)Calip	Diesel	4WD	2495	90	122	06.98-02.16	■
2.5 Td5 4x4 (L316) (15 P)	Fixed(4 piston)Calip	Diesel	4WD	2495	90	122	06.98-02.16	■
<b>DEFENDER II (L316) 08.90-02.16</b>					Open Off-Road Vehicle (Off-Road SUV-J Segment)			
3.5 4x4 (21 G)		Gasolina	4WD	3528	86	117	09.90-08.93	■
3.5 4x4	-12/91	Gasolina	4WD	3531	100	136	09.90-12.98	■
3.9 4x4 (37 L)		Gasolina	4WD	3947	134	182	04.98-09.00	■
2.5 D 4x4 (L316) (12 J)	-12/91	Diesel	4WD	2495	51	69	09.90-07.94	■
2.5 TDI 4x4 (L316) (11 L)	-12/91	Diesel	4WD	2495	83	113	08.90-11.98	■
2.5 TDI 4x4 (L316) (16 L)	-12/91	Diesel	4WD	2495	83	113	08.90-11.98	■

# LISTA DE APLICACIONES - BUYERS GUIDE

2.5 TDI 4x4 (L316) (23 L)	-12/91	Diesel	4WD	2495	83	113	08.90-11.98	■
2.5 Td5 4x4 (L316) (10 P)		Diesel	4WD	2495	90	122	06.98-02.16	■
2.5 Td5 4x4 (L316) (14 P)		Diesel	4WD	2495	90	122	06.98-02.16	■
2.5 Td5 4x4 (L316) (15 P)		Diesel	4WD	2495	90	122	06.98-02.16	■
<b>DEFENDER II (L316) 01.94-10.17</b>					<b>Open Off-Road Vehicle (Pick-Up Truck)</b>			
4.0 4x4 (37 L)		Gasolina	4WD	3947	134	182	04.98-09.00	■
2.5 Td5 4x4 (L316) (10 P)		Diesel	4WD	2495	90	122	06.98-02.16	■
2.5 Td5 4x4 (L316) (15 P)		Diesel	4WD	2495	90	122	06.98-02.16	■
<b>RANGE ROVER I 10.69-04.96</b>					<b>Closed Off-Road Vehicle (Executive SUV-J Segment)</b>			
3.5 Vogue 4x4 (11 D)	-12/85	Gasolina	4WD	3528	93	126	08.81-09.90	■
3.5 4x4 (11 D)		Gasolina	4WD	3528	97	132	07.70-08.81	■
<b>LDV</b>								
<b>200 04.89-03.96</b>					<b>Bus (Minibus-M2-Segment)</b>			
2.0		Gasolina	RWD	1994	67	91	04.89-03.96	■
<b>200 04.89-03.96</b>					<b>Platform/Chassis (LCVs-N1 Segment)</b>			
2.0		Gasolina	RWD	1994	67	91	04.89-03.96	■
1.9 D (XUD9)		Diesel	RWD	1905	47	64	10.94-03.96	■
2.0		Diesel	RWD	1994	38	52	04.89-09.94	■
<b>200 04.89-03.96</b>					<b>Van (LCVs-N1 Segment)</b>			
1.9	01/94-	Gasolina	FWD	1895	55	75	04.89-	■
2.0		Gasolina	RWD	1994	67	91	04.89-03.96	■
2.0	01/88-	Gasolina	FWD	1995	59	80	04.89-	■
2.0 Crewbus	01/88-	Gasolina	FWD	1995	59	80	04.89-	■
1.9 D (XUD9)		Diesel	RWD	1905	47	64	10.94-03.96	■
2.0		Diesel	RWD	1994	38	52	04.89-09.94	■
<b>400 04.89-03.96</b>					<b>Bus (Minibus-M2-Segment)</b>			
2.5 D (EN 55)		Diesel	RWD	2498	53	72	04.89-03.96	■
2.5 TD (ET 70)		Diesel	RWD	2498	71	96	11.95-10.98	■
<b>400 11.86-10.96</b>					<b>Platform/Chassis (LCVs-N1 Segment)</b>			
2.5 D (EN 55)		Diesel	RWD	2498	53	72	04.89-10.96	■
2.5 TD (ET 70)		Diesel	RWD	2498	71	96	11.95-10.96	■
<b>400 11.86-12.96</b>					<b>Van (LCVs-N1 Segment)</b>			
2.5 D (EN 55)		Diesel	RWD	2498	53	72	04.89-03.96	■
2.5 D (ET 70)		Diesel	RWD	2498	71	97	04.89-03.96	■
<b>CONVOY 04.96-04.09</b>					<b>Bus (Minibus-M2-Segment)</b>			
2.5 D (EN 55)		Diesel	RWD	2498	53	72	04.96-02.02	■
2.5 D (ET 70)		Diesel	RWD	2498	71	97	04.96-02.02	■
<b>CONVOY 04.96-04.09</b>					<b>Platform/Chassis (LCVs-N1 Segment)</b>			
2.5 TDI (ET 70)		Diesel	RWD	2496	74	101	10.98-04.09	■
2.5 DI (EN 55)		Diesel	RWD	2498	56	76	10.98-04.09	■
<b>CONVOY 04.96-04.09</b>					<b>Van (LCVs-N1 Segment)</b>			
2.5 TDI (ET 70)		Diesel	RWD	2496	74	101	10.98-04.09	■
2.5 DI (EN 55)		Diesel	RWD	2498	56	76	10.98-04.09	■
2.5 D (ET 70)		Diesel	RWD	2498	71	96	04.96-06.05	■
<b>FREIGHT ROVER SHERPA 07.84-03.89</b>					<b>Bus (Minibus-M2-Segment)</b>			
2.0 (G20A)		Gasolina	RWD	1994	64	87	04.85-03.89	■

# LISTA DE APLICACIONES - BUYERS GUIDE

3.5		Gasolina	RWD	3528	103	140	07.84-03.89	■
<b>PILOT 04.96-10.05</b>					<b>Bus (Minibus-M2-Segment)</b>			
1.9 D (DW8)		Diesel	RWD	1868	51	69	06.01-10.05	■
1.9 D (XUD9)		Diesel	RWD	1905	52	71	04.96-10.05	■
<b>PILOT 04.96-10.05</b>					<b>Platform/Chassis (LCVs-N1 Segment)</b>			
1.9 D (DW8)		Diesel	RWD	1868	51	69	06.01-10.05	■
1.9 D (XUD9)		Diesel	RWD	1905	52	71	04.96-02.02	■
<b>PILOT 04.96-10.05</b>					<b>Van (LCVs-N1 Segment)</b>			
1.9 D (DW8)		Diesel	RWD	1868	51	69	03.02-10.05	■
1.9	01/96-	Diesel	RWD	1895	56	76	04.96-	■
1.9 D (XUD9)		Diesel	RWD	1905	52	71	04.96-02.02	■
<b>SHERPA (AS) 03.74-12.82</b>					<b>Bus (Minibus-M2-Segment)</b>			
1.8 D (KD18)	01/82-	Diesel	RWD	1798	48	65	03.74-12.82	■
<b>SHERPA II (FR) 01.83-09.88</b>					<b>Bus (Minibus-M2-Segment)</b>			
1.6 (G16A)		Gasolina	RWD	1598	48	65	01.83-09.88	■
1.8 (G18A)		Gasolina	RWD	1760	50	68	01.83-09.88	■
2.4 D		Diesel	RWD	2495	51	69	02.84-09.88	■
2.6 D (K25D)		Diesel	RWD	2594	59	80	01.83-09.88	■
<b>SHERPA II 07.74-03.89</b>					<b>Platform/Chassis (LCVs-N1 Segment)</b>			
1.7 (O-SERIES 17V)		Gasolina	RWD	1699	54	73	09.78-03.89	■
2.0		Gasolina	RWD	1994	64	87	04.85-03.89	■
1.8 D		Diesel	RWD	1798	38	52	07.74-12.86	■
2.0 D		Diesel	RWD	1994	38	52	11.86-03.89	■
2.5 D		Diesel	RWD	2495	51	69	02.84-03.89	■
2.5 D A las 4 ruedas		Diesel	4WD	2495	51	69	07.85-03.89	■
<b>SHERPA II 06.74-03.89</b>					<b>Van (LCVs-N1 Segment)</b>			
1.7 (O-SERIES 17V)		Gasolina	RWD	1699	54	73	09.78-10.86	■
3.5 (15G)		Gasolina	RWD	3528	99	135	08.85-03.89	■
1.8 D		Diesel	RWD	1798	38	52	06.74-10.85	■
2.5 D		Diesel	RWD	2495	51	69	02.84-03.89	■
2.5 D A las 4 ruedas		Diesel	4WD	2495	51	69	02.84-03.89	■
2.5 D		Diesel	RWD	2495	59	80	02.84-03.89	■
<b>LEYLAND</b>								
<b>SHERPA 01.80-</b>					<b>Van (LCVs-N1 Segment)</b>			
2.0	01/85-	Gasolina	FWD	1995	55	75	01.80-	■
2.5 D	01/85-	Diesel	RWD	2495	50	68	01.80-	■
<b>OM</b>								
<b>DAILY I 01.78-</b>					<b>Van (LCVs-N1 Segment)</b>			
2.4 35- 8 GRINTA D	01/78-	Diesel	RWD	2395	53	72	01.78-	■
2.4 35- 8 GRINTA D	01/78-	Diesel	RWD	2395	53	72	01.78-	■
2.4 35- 8 V/C GRINTA D	01/78-	Diesel	RWD	2395	53	72	01.78-	■
2.4 35- 8 V/C GRINTA D	01/78-	Diesel	RWD	2395	53	72	01.78-	■
2.4 35-10 GRINTA D	01/85-	Diesel	RWD	2395	68	92	01.78-	■
2.4 35-10 GRINTA D	01/85-	Diesel	RWD	2395	68	92	01.78-	■
2.4 35-10 V/C GRINTA D	01/85-	Diesel	RWD	2395	68	92	01.78-	■
2.4 35-10 V/C GRINTA D	01/85-	Diesel	RWD	2395	68	92	01.78-	■