


LISTA DE APLICACIONES - BUYERS GUIDE

180255

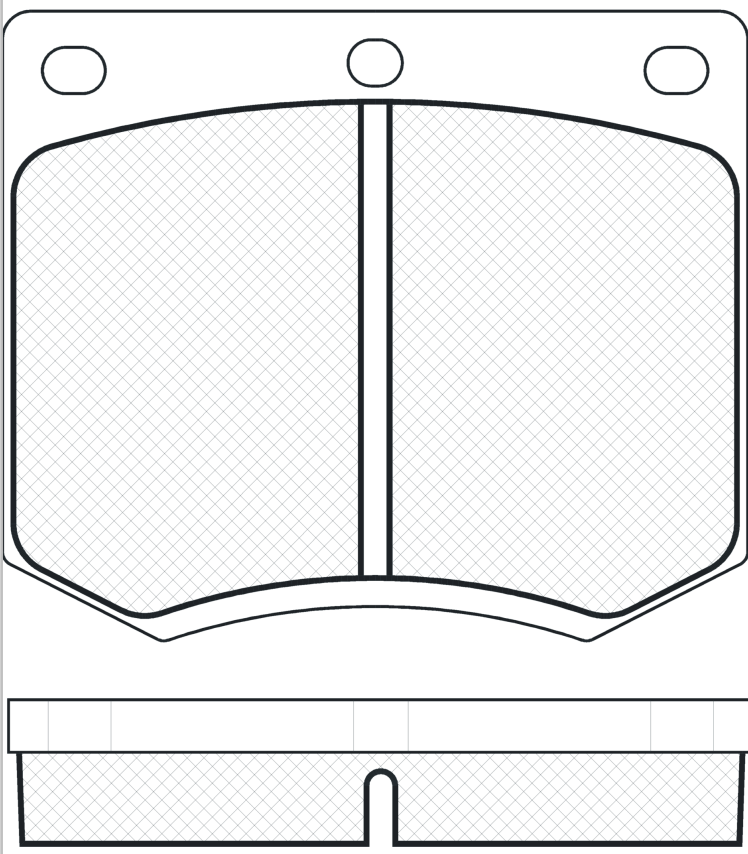


8 424073 007513


Qty: 300 Weight: 1.091

O.E.M.	MAKE
1 451 625	FORD
1 451 626	FORD
1 489 488	FORD
1 489 574	FORD
1 502 164	FORD
1 541 680	FORD
1 565 491	FORD
1 576 823	FORD
1 576 827	FORD
1 591 096	FORD
5 015 924	FORD
5 018 902	FORD
5 026 169	FORD
58103-31000	HYUNDAI
58103-31010	HYUNDAI
6 099 234	FORD
6 099 243	FORD
6 099 244	FORD
6 107 088	FORD
6 107 089	FORD
82GB-2K-021-HA	FORD
GBP90216	ASTON MARTIN
UG99999L	BENTLEY
UG99999R	BENTLEY

4x



180255



Lucas - Girling

78.25x66.8x15.1

WVA	FMSI
20491	D330-7226
20930	

MAKE
AC
ASTON MARTIN
BENTLEY
CATERHAM
FENDT
FORD
HOLDEN
HYUNDAI
JOHN DEERE
LEYLAND
MORGAN
MORRIS
ROLLS-ROYCE
ROVER



Trac.	CC	Kw	CV	
				 
Front / Rear				

AC

COBRA Mk III 01.63-12.90

Convertible (Sports car-S Segment)

4.2	01/69-	Gasolina	FWD	4195			01.63-	■
4.2	01/74-	Gasolina	FWD	4195			01.63-	■

ME 01.79-12.86

Coupe (Sports car-S Segment)

3000 (RA) (LO6)	Gasolina	RWD	2994	103	140	01.79-12.86	■
-----------------	----------	-----	------	-----	-----	-------------	---

ASTON MARTIN

TICKFORD CAPRI 01.82-12.85

Coupe (Sports car-S Segment)

2.8 T	Gasolina	RWD	2800	153	208	01.82-12.85	■
-------	----------	-----	------	-----	-----	-------------	---

BENTLEY

CORNICHE II (U.S.A.) 03.71-12.84

Convertible (Luxury car-F Segment)

6.7	01/75-	Gasolina	FWD	6695			03.71-	■
-----	--------	----------	-----	------	--	--	--------	---

T1 SERIES (U.S.A.) 09.65-12.76

Saloon (Luxury car-F Segment)

6.7	01/75-	Gasolina	FWD	6695			09.65-	■
-----	--------	----------	-----	------	--	--	--------	---

CATERHAM

21 (C2) 01.94-

Convertible (Sports car-S Segment)

1.6 i (16 K4F)	Gasolina	RWD	1588	86	117	01.94-12.02	■
1.6 i Supersport (16 K4F)	Gasolina	RWD	1588	103	140	01.96-12.98	■
1.8 (K 1.8)	Gasolina	RWD	1796	91	124	04.97-08.02	■
1.8 (K18K4)	Gasolina	RWD	1796	103	140	10.98-08.02	■
1.8 VVTi (K18K4)	Gasolina	RWD	1796	112	152	10.98-08.02	■
1.8 i (K18K4)	Gasolina	RWD	1796	140	190	01.97-	■
1.8 VVTi (K18K4)	Gasolina	RWD	1796	171	233	10.99-08.02	■

LISTA DE APLICACIONES - BUYERS GUIDE

2.0		Gasolina	FWD	1998	176	239	08.95-12.02	■
FENDT								
Farmer 01.58-					Tractor			
-	01/73-	Diesel					01.58-	■
-	01/73-	Diesel					01.58-	■
FORD								
CAPRI (ECJ) 12.68-02.74					Coupe (Pony car-F Segment)			
2000 (NX)		Gasolina	RWD	1985	63	86	02.69-06.71	■
2000		Gasolina	RWD	1996	69	93	02.69-02.74	■
2000 (NY)		Gasolina	RWD	1998	66	90	02.69-02.74	■
2300 (TV 23 H)		Gasolina	RWD	2293	79	108	02.69-02.74	■
2300 (YY)		Gasolina	RWD	2294	92	125	08.69-02.74	■
2600 (UY)		Gasolina	RWD	2550	92	125	08.70-02.74	■
2600 RS (OZ)		Gasolina	RWD	2638	110	150	08.70-02.74	■
3000 (HY)		Gasolina	RWD	2945	103	140	08.72-02.74	■
3000 (HY)		Gasolina	RWD	2945	103	140	01.73-12.73	■
3000 (TV30LY)		Gasolina	RWD	2994	94	128	01.70-12.71	■
3000		Gasolina	RWD	2994	101	138	01.72-12.72	■
CAPRI II (GECF) 02.74-12.77					Coupe (Pony car-F Segment)			
1.3 L, S	01/78-	Gasolina	FWD	1295			02.74-	■
1.3 (J1E)		Gasolina	RWD	1298	40	54	02.74-08.77	■
1.3 (J1E)		Gasolina	RWD	1298	42	57	02.74-08.77	■
1.6 (LAC)		Gasolina	RWD	1593	50	68	09.74-12.77	■
1.6 (LCE)		Gasolina	RWD	1593	53	72	02.74-12.77	■
1.6 (LEC)		Gasolina	RWD	1593	65	88	02.74-12.77	■
1.6 GL, Ghia	01/78-	Gasolina	FWD	1595			02.74-	■
1.6 GT	01/74-	Gasolina	FWD	1595			02.74-	■
2.0 (OHC TL 20 H)		Gasolina	RWD	1993	72	98	04.74-12.77	■
2.0 GL, S	01/78-	Gasolina	FWD	1995			02.74-	■
2.0 (NWN)		Gasolina	RWD	1999	66	90	04.76-12.77	■
2.0 (NYL)		Gasolina	RWD	1999	66	90	04.76-12.77	■
2.3 (YYE)		Gasolina	RWD	2294	79	108	02.74-12.77	■
2.3 GT	01/74-	Gasolina	FWD	2295			02.74-	■
3.0 (HYF)		Gasolina	RWD	2993	101	138	02.74-12.77	■
3.0 (HYF)		Gasolina	RWD	2994	101	138	02.74-12.77	■
3.0 GT, Ghia	01/74-	Gasolina	FWD	2995			02.74-	■
3.0 S, Ghia	01/78-	Gasolina	FWD	2995			02.74-	■
CAPRI III (GECF) 01.78-04.87					Coupe (Pony car-F Segment)			
1.3 (J1E)		Gasolina	RWD	1298	40	54	01.78-06.85	■
1.6 (LCN)		Gasolina	RWD	1593	54	73	01.78-04.87	■
2.0 (NEN)		Gasolina	RWD	1993	74	101	01.78-12.85	■
2.0 (OHC TL 20 H)		Gasolina	RWD	1993	74	101	01.78-12.85	■
2.0		Gasolina	RWD	1994	64	87	01.78-12.85	■
2.0 (NYL)		Gasolina	RWD	1999	66	90	01.78-12.82	■
2.3 Super (YYN)		Gasolina	RWD	2294	84	114	06.79-12.85	■
2.8 Super Injection (PRN)		Gasolina	RWD	2792	118	160	01.81-04.87	■
2.8 i Turbo (PYN)		Gasolina	RWD	2792	138	188	01.82-04.87	■
3.0 (HYF)		Gasolina	RWD	2994	101	138	01.78-12.81	■

LISTA DE APLICACIONES - BUYERS GUIDE

CAPRI IV 01.87-					Coupe (Pony car-F Segment)			
1.6	01/84-	Gasolina	FWD	1595			01.87-	■
2.0 Laser	01/84-	Gasolina	FWD	1995			01.87-	■
CONSUL (GGCL) 01.72-12.75					Coupe (Sports car-S Segment)			
1700 (TV 17 L)		Gasolina	RWD	1699	48	65	01.72-12.75	■
1700 (TV 17 HC)		Gasolina	RWD	1699	55	75	01.72-12.75	■
2000 (NE)		Gasolina	RWD	1993	73	99	01.72-12.75	■
2300 (YY)		Gasolina	RWD	2294	79	108	01.72-12.75	■
CONSUL (GGFL) 01.72-12.75					Saloon (Sports car-S Segment)			
1700 (TV 17 L)		Gasolina	RWD	1699	48	65	01.72-12.75	■
1700 (TV 17 HC)		Gasolina	RWD	1699	55	75	01.72-12.75	■
2000 (NE)		Gasolina	RWD	1993	73	99	01.72-12.75	■
2000 (KL 20 L)		Gasolina	RWD	1996	60	82	01.72-12.74	■
2000 (NY)		Gasolina	RWD	1998	66	90	09.74-12.75	■
2300 (YY)		Gasolina	RWD	2294	79	108	01.72-12.75	■
CONSUL Turnier (GGNL) 01.72-12.75					Estate (Sports car-S Segment)			
1700 (TV 17 L)		Gasolina	RWD	1699	48	65	01.72-12.75	■
1700 (TV 17 HC)		Gasolina	RWD	1699	55	75	01.72-12.75	■
2000 (NE)		Gasolina	RWD	1993	73	99	01.72-12.75	■
2300 (YY)		Gasolina	RWD	2294	79	108	01.72-12.75	■
CORTINA 10.62-03.72					Coupe (Executive car-E Segment)			
1100		Gasolina	RWD	1098	29	40	01.70-03.72	■
1100		Gasolina	RWD	1098	33	45	01.70-03.72	■
1300 (KL 13 L)		Gasolina	RWD	1298	35	48	01.70-03.72	■
1300 (KL 13 L)		Gasolina	RWD	1298	37	50	10.66-03.72	■
1300 (KL 13 H)		Gasolina	RWD	1298	40	54	10.66-03.72	■
1300 (KL 13 H)		Gasolina	RWD	1298	42	57	10.70-03.72	■
1600 GT (LCJ)		Gasolina	RWD	1593	63	86	10.70-03.72	■
1600		Gasolina	RWD	1598	47	64	10.67-12.69	■
1600		Gasolina	RWD	1599	45	62	01.70-03.72	■
1600		Gasolina	RWD	1599	50	68	10.70-03.72	■
1600 GT (KL 16 G)		Gasolina	RWD	1599	60	82	10.67-09.70	■
1600 GT (KL 16 G)	01/72-	Gasolina	RWD	1599	63	86	10.70-03.72	■
2000		Gasolina	RWD	1997	72	98	10.70-03.72	■
CORTINA 10.62-03.72					Saloon (Executive car-E Segment)			
1100		Gasolina	RWD	1098	29	40	01.70-03.72	■
1100		Gasolina	RWD	1098	33	45	01.70-03.72	■
1300 (KL 13 L)		Gasolina	RWD	1298	35	48	01.70-03.72	■
1300 (KL 13 L)	01/70-	Gasolina	RWD	1298	37	50	10.66-03.72	■
1300 (KL 13 H)		Gasolina	RWD	1298	40	54	10.66-03.72	■
1300 (KL 13 H)		Gasolina	RWD	1298	42	57	10.70-03.72	■
1600 GT (LCJ)		Gasolina	RWD	1593	63	86	10.70-03.72	■
1600		Gasolina	RWD	1599	45	62	01.70-03.72	■
1600 GT (KL 16 G)		Gasolina	RWD	1599	60	82	10.67-09.70	■
1600 GT (KL 16 G)	01/72-	Gasolina	RWD	1599	63	86	10.70-03.72	■
2000		Gasolina	RWD	1997	72	98	10.70-03.72	■
CORTINA Estate 10.62-03.72					Estate (Executive car-E Segment)			
1100		Gasolina	RWD	1098	29	40	01.70-03.72	■
1100		Gasolina	RWD	1098	33	45	01.70-03.72	■

LISTA DE APLICACIONES - BUYERS GUIDE

1300 (KL 13 L)		Gasolina	RWD	1298	35	48	01.70-03.72	■
1300 (KL 13 L)		Gasolina	RWD	1298	37	50	10.66-03.72	■
1300 (KL 13 H)		Gasolina	RWD	1298	40	54	10.66-03.72	■
1300 (KL 13 H)		Gasolina	RWD	1298	42	57	10.70-03.72	■
1600 (KL 16 L)		Gasolina	RWD	1598	47	64	10.67-12.69	■
1600		Gasolina	RWD	1599	45	62	01.70-03.72	■
1600		Gasolina	RWD	1599	50	68	10.70-03.72	■
1600 GT (KL 16 G)		Gasolina	RWD	1599	60	82	10.67-03.70	■
2000		Gasolina	RWD	1997	72	98	10.70-03.72	■
ESCORT II (ATH) 03.73-07.81					Saloon (Compact car-C Segment)			
1.1 (G1)		Gasolina	RWD	1098	32	45	12.74-08.80	■
1.1 (G1)		Gasolina	RWD	1098	34	46	06.75-08.80	■
1.1 (G2)		Gasolina	RWD	1098	35	48	12.74-08.80	■
1.3 (J1F)		Gasolina	RWD	1298	40	54	12.74-08.80	■
1.3 (J2)		Gasolina	RWD	1298	42	57	12.74-08.80	■
1.3 (J2)		Gasolina	RWD	1298	44	60	03.79-08.80	■
1.3 (J3)		Gasolina	RWD	1298	51	70	12.74-08.80	■
1.6 RS (LC)	01/75-	Gasolina	RWD	1598	62	84	12.74-08.80	■
1.8		Gasolina	RWD	1834	115	156	12.74-08.80	■
RS 1800 (KL 18 S)		Gasolina	RWD	1840	92	125	03.75-08.77	■
2.0 RS (BATN) (NE)		Gasolina	RWD	1993	73	100	03.73-02.77	■
2.0 RS (NE)		Gasolina	RWD	1993	80	110	08.75-08.80	■
ESCORT II Turnier 04.75-07.81					Estate (Compact car-C Segment)			
1.1 (G1)		Gasolina	RWD	1097	32	44	04.75-08.80	■
1.1 (G2)		Gasolina	RWD	1098	35	48	04.75-08.80	■
1.3 (BADR)		Gasolina	RWD	1293	40	54	08.76-07.81	■
1.3 (CADR) (KL 13 H)		Gasolina	RWD	1298	40	54	04.75-01.79	■
1.3 (J2)		Gasolina	RWD	1298	42	57	04.75-08.80	■
GRANADA (GGCL) 01.72-02.76					Coupe (Executive car-E Segment)			
1.7 (TV 17 LC)		Gasolina	RWD	1699	48	65	03.72-02.75	■
2.0		Gasolina	RWD	1993	73	99	03.72-02.75	■
2.3 (YY)		Gasolina	RWD	2294	79	108	01.72-02.76	■
2.6 (UY)		Gasolina	RWD	2551	92	125	01.72-02.76	■
3.0 (EV 30 H)		Gasolina	RWD	2993	101	138	01.72-02.76	■
GRANADA (GGTL, GGFL) 01.72-08.77					Saloon (Executive car-E Segment)			
1.7 (TV 17 HC)		Gasolina	RWD	1699	48	65	03.72-02.75	■
1.7 (MWB)		Gasolina	RWD	1699	51	70	12.74-08.77	■
1.7 (TV 17 H)		Gasolina	RWD	1699	55	75	03.72-02.75	■
2.0 (OHC LC)		Gasolina	RWD	1994	64	87	01.76-08.77	■
2.0 (TL 20 LC)		Gasolina	RWD	1994	70	95	01.76-07.77	■
2.0 (TL 20 LC)		Gasolina	RWD	1994	73	99	01.75-12.75	■
2.0 (NY)		Gasolina	RWD	1998	66	90	01.75-08.77	■
2.3 (YYH)		Gasolina	RWD	2294	79	108	01.75-08.77	■
2.3 (YY)	-12/74	Gasolina	RWD	2294	79	108	01.72-02.76	■
2.6 (TV 26 L)		Gasolina	RWD	2550	79	107	12.75-08.77	■
2.6 (UY)		Gasolina	RWD	2551	92	125	01.72-02.76	■
GRANADA II (GU) 08.77-08.85					Saloon (Executive car-E Segment)			
1.7 (GT, GF, GU) (TV 17 LC)		Gasolina	RWD	1699	51	70	08.77-05.82	■
1.7 (MY)		Gasolina	RWD	1699	54	73	08.77-07.81	■
2.0 (TL 20 LC)		Gasolina	RWD	1994	64	87	08.77-07.79	■

LISTA DE APLICACIONES - BUYERS GUIDE

2.0 (NYP)	-12/79	Gasolina	RWD	1998	66	90	08.77-08.85	■
2.8 i (PRC)		Gasolina	RWD	2792	110	150	10.82-08.85	■
1.9 D	-12/80	Diesel	RWD	1948	40	54	08.77-08.82	■
2.1 D (WTA)	-12/80	Diesel	RWD	2112	46	63	08.77-08.82	■
GRANADA II Turnier (GNU) 08.77-08.85					Estate (Executive car-E Segment)			
1.7 (MYE)		Gasolina	RWD	1699	54	74	08.77-07.81	■
2.0 (OHC LC)		Gasolina	RWD	1994	64	87	08.77-07.79	■
2.0 (NYP)	-12/79	Gasolina	RWD	1998	66	90	08.77-06.85	■
2.3 (YYP)	-12/80	Gasolina	RWD	2294	84	114	06.79-08.85	■
GRANADA Turnier (GGNL) 01.72-08.77					Estate (Executive car-E Segment)			
1.7 (TV 17 HC)		Gasolina	RWD	1699	48	65	03.72-02.75	■
1.7 (MWB)		Gasolina	RWD	1699	51	70	12.74-08.77	■
2.0 (TL 20 LC)		Gasolina	RWD	1994	70	95	01.76-07.77	■
2.0 (TL 20 LC)		Gasolina	RWD	1994	73	99	01.75-12.75	■
2.0 (NY)		Gasolina	RWD	1998	66	90	01.75-08.77	■
2.3 (YY)		Gasolina	RWD	2294	79	108	01.72-02.76	■
2.5		Gasolina	RWD	2495	88	120	01.72-02.76	■
2.6 (TV 26 L)		Gasolina	RWD	2551	79	107	01.76-08.77	■
2.6 (UY)		Gasolina	RWD	2551	92	125	01.72-02.76	■
SIERRA (GBC) 08.82-02.87					Hatchback (Large family car-D Segment)			
2.0 GL	01/82-	Gasolina	FWD	1995			08.82-	■
2.3 GL	01/82-	Gasolina	FWD	2295			08.82-	■
TAUNUS III / CORTINA (GBTK) 01.70-02.76					Saloon (Compact car-C Segment)			
1300 (JAC)	01/72-	Gasolina	RWD	1297	40	55	01.70-05.75	■
1300 (JA)	01/72-	Gasolina	RWD	1297	40	54	08.70-02.76	■
1600 (LAD)		Gasolina	RWD	1593	50	68	01.74-05.75	■
1600 (LAD)		Gasolina	RWD	1593	50	68	01.74-05.75	■
1600 (LCJ)	01/72-	Gasolina	RWD	1593	53	72	01.70-05.75	■
1600 (LCJ)	01/72-	Gasolina	RWD	1593	53	72	08.70-02.76	■
1600 (LE)	01/72-	Gasolina	RWD	1593	65	88	08.70-02.76	■
1600 (LE)	01/72-	Gasolina	RWD	1593	65	88	08.70-02.76	■
2000 (NEG)		Gasolina	RWD	1993	72	98	08.73-02.76	■
2000 V6 (NY)	01/72-	Gasolina	RWD	1998	66	90	08.70-02.76	■
2000 V6 (NY)	01/72-	Gasolina	RWD	1998	66	90	08.70-02.76	■
2300 GT,GXL		Gasolina	RWD	2294	79	107	08.70-02.76	■
TAUNUS III / CORTINA COACH (GBCK) 08.70-02.76					Coupe (Compact car-C Segment)			
1.3		Gasolina	RWD	1285	40	54	04.72-02.76	■
1300 (JA)	01/72-	Gasolina	RWD	1297	40	54	08.70-02.76	■
1600 (LA)	01/72-	Gasolina	RWD	1593	53	72	08.70-02.76	■
1600 (LE)	01/72-	Gasolina	RWD	1593	65	88	08.70-02.76	■
2000 (NEE)		Gasolina	RWD	1993	72	98	08.73-02.76	■
2000 V6 (NY)	01/72-	Gasolina	RWD	1998	66	90	08.70-02.76	■
2300 V6 (YY)	01/72-	Gasolina	RWD	2294	79	107	08.71-02.76	■
TAUNUS III Turnier / CORTINA (GBNK) 08.70-02.76					Estate (Compact car-C Segment)			
1300 (JA)	01/72-	Gasolina	RWD	1297	40	54	08.70-02.76	■
1600 (LAD)		Gasolina	RWD	1593	50	68	01.74-05.75	■
1600 (LCJ)	01/72-	Gasolina	RWD	1593	53	72	08.70-02.76	■
TAUNUS IV / CORTINA 05.75-08.79					Coupe (Compact car-C Segment)			
1.3 (JCC)		Gasolina	RWD	1294	43	58	01.76-08.79	■

LISTA DE APLICACIONES - BUYERS GUIDE

1.3 (JAC)		Gasolina	RWD	1297	40	54	01.76-07.79	■
1.6 (LAD)		Gasolina	RWD	1593	50	68	09.76-08.79	■
2.3 (YYF)		Gasolina	RWD	2294	84	114	09.76-08.79	■
TAUNUS IV / CORTINA (GBTS, GBFS, CBTS) 05.75-07.80					Saloon (Compact car-C Segment)			
1.3 (JCC)		Gasolina	RWD	1294	43	58	01.76-07.79	■
1.3 (JAC)		Gasolina	RWD	1297	40	55	05.75-07.79	■
1.3 (CBTS) (JAC)		Gasolina	RWD	1297	40	54	09.76-07.79	■
1.3 (JAC)		Gasolina	RWD	1297	41	56	01.76-07.79	■
1.6 (LAD)		Gasolina	RWD	1593	50	68	05.75-07.79	■
1.6 (LCJ)		Gasolina	RWD	1593	53	72	05.75-07.79	■
1.6 (LE)		Gasolina	RWD	1593	65	88	08.76-07.79	■
2.0 (NEG)		Gasolina	RWD	1993	72	98	09.76-07.79	■
2.0 (OHC LC)		Gasolina	RWD	1994	64	87	12.75-07.76	■
2.0 (NEG)		Gasolina	RWD	1994	70	95	08.76-07.79	■
2.0 (OHC TL 20 H)		Gasolina	RWD	1994	70	95	08.76-07.79	■
2.0 (NYR)		Gasolina	RWD	1999	66	90	05.75-07.79	■
2.3 (YYF)		Gasolina	RWD	2294	79	107	05.75-07.79	■
TAUNUS IV / CORTINA '80 (GBS, GBNS) 07.79-12.84					Saloon (Compact car-C Segment)			
1.3 (JCC)		Gasolina	RWD	1294	43	58	07.79-07.82	■
1.6 (LAR)		Gasolina	RWD	1593	51	69	07.79-07.82	■
1.6 (LCJ)		Gasolina	RWD	1593	54	73	07.79-07.82	■
1.6 (LE)		Gasolina	RWD	1593	65	88	07.79-07.82	■
2.0 (NER)		Gasolina	RWD	1993	74	100	07.79-07.82	■
2.0 (NWR)		Gasolina	RWD	1999	66	90	07.79-07.82	■
2.3 (YYR)		Gasolina	RWD	2294	84	114	07.79-07.82	■
TAUNUS IV Turnier / CORTINA (GBNS) 05.75-08.79					Estate (Compact car-C Segment)			
1.3 (JAC)		Gasolina	RWD	1294	43	58	05.75-07.79	■
1.3 (JAC)	01/76-	Gasolina	RWD	1297	40	54	12.75-07.79	■
1.3 (JAC)		Gasolina	RWD	1297	41	56	01.76-07.79	■
1.6 (LAD)		Gasolina	RWD	1593	50	68	05.75-07.79	■
1.6 (LCJ)		Gasolina	RWD	1593	53	72	05.75-07.79	■
1.6 (LE)		Gasolina	RWD	1593	66	90	09.76-08.79	■
2.0 (OHC LC)	01/76-	Gasolina	RWD	1994	64	87	12.75-07.76	■
2.0 (NEG)		Gasolina	RWD	1994	70	95	08.76-07.79	■
2.0 (OHC TL 20 H)		Gasolina	RWD	1994	70	95	08.76-07.79	■
2.0 (NYR)		Gasolina	RWD	1999	66	90	05.75-07.79	■
2.3 (YYF)		Gasolina	RWD	2294	79	107	05.75-07.79	■
TAUNUS IV Turnier / CORTINA '80 (GBNS) 07.79-12.82					Estate (Compact car-C Segment)			
1.3		Gasolina	RWD	1294	46	63	07.79-07.82	■
1.6 (LAR)		Gasolina	RWD	1593	51	69	07.79-07.82	■
1.6 (LCJ)		Gasolina	RWD	1593	54	73	07.79-07.82	■
2.0 (NER)		Gasolina	RWD	1993	74	100	07.79-07.82	■
2.0 (NWR)		Gasolina	RWD	1999	66	90	07.79-07.82	■
2.3 (YYR)		Gasolina	RWD	2294	84	114	07.79-07.82	■
TAUNUS 12M I-II 12.51-02.63					Saloon (Compact car-C Segment)			
1.2		Gasolina	RWD	1172	31	42	09.58-08.62	■
1.5		Gasolina	RWD	1498	40	54	09.58-08.62	■
TAUNUS 15M 09.54-09.58					Saloon (Compact car-C Segment)			
1.5		Gasolina	RWD	1498	44	60	09.54-08.58	■

LISTA DE APLICACIONES - BUYERS GUIDE

TAUNUS 17M II 08.57-11.60					Saloon (Compact car-C Segment)			
1.7		Gasolina	RWD	1698	44	60	09.57-08.58	■
TAUNUS 17M II-III (33F) 07.67-04.74					Coupe (Compact car-C Segment)			
1.7 (MY)	01/72-	Gasolina	RWD	1699	51	69	07.67-04.74	■
1.7 (MY)	01/72-	Gasolina	RWD	1699	55	75	08.68-04.74	■
1.8 (RY)	01/72-	Gasolina	RWD	1814	60	82	08.68-04.74	■
2.0 (NY)	01/72-	Gasolina	RWD	1998	66	90	12.67-04.74	■
TAUNUS 17M II-III (31F) 07.67-04.74					Saloon (Compact car-C Segment)			
1.5 (EX)	01/72-	Gasolina	RWD	1498	44	60	07.67-04.74	■
1.5 (EX)	01/72-	Gasolina	RWD	1498	44	60	07.67-04.74	■
1.7 (MX)	01/72-	Gasolina	RWD	1699	48	65	07.67-04.74	■
1.7 (MX)	01/72-	Gasolina	RWD	1699	48	65	07.67-04.74	■
1.7 (MY)	01/72-	Gasolina	RWD	1699	51	69	07.67-04.74	■
1.7 (MY)	01/72-	Gasolina	RWD	1699	51	69	07.67-04.74	■
1.7 (MY)	01/72-	Gasolina	RWD	1699	55	75	12.67-04.74	■
1.7 (MY)	01/72-	Gasolina	RWD	1699	55	75	08.68-04.74	■
1.8 (RY)	01/72-	Gasolina	RWD	1814	60	82	12.67-04.74	■
1.8 (RY)	01/72-	Gasolina	RWD	1814	60	82	08.68-04.74	■
2.0 (NX)	01/72-	Gasolina	RWD	1998	63	86	12.67-04.74	■
2.0 (NY)	01/72-	Gasolina	RWD	1998	66	90	12.67-04.74	■
2.0 (NY)	01/72-	Gasolina	RWD	1998	66	90	12.67-04.74	■
TAUNUS 17M II-III Turnier (35F) 09.67-04.74					Estate (Compact car-C Segment)			
1.5 (EX)	01/72-	Gasolina	RWD	1498	44	60	09.67-04.74	■
1.7 (MX)	01/72-	Gasolina	RWD	1699	48	65	09.67-04.74	■
1.7 (MX)	01/72-	Gasolina	RWD	1699	48	65	09.67-04.74	■
1.7 (MY)	01/72-	Gasolina	RWD	1699	55	75	01.68-04.74	■
1.7 (MY)	01/72-	Gasolina	RWD	1699	55	75	08.68-04.74	■
1.8 (RY)	01/72-	Gasolina	RWD	1814	60	82	01.68-04.74	■
2.0 (NY)	01/72-	Gasolina	RWD	1998	66	90	01.68-04.74	■
TAUNUS 20M II-III (43F) 07.67-04.74					Coupe (Compact car-C Segment)			
2.3 (YY)	01/72-	Gasolina	RWD	2294	79	107	07.67-04.74	■
2.3 (TV 23 S)		Gasolina	RWD	2294	92	125	09.67-08.71	■
2.6 (TV 26 H)		Gasolina	RWD	2520	92	125	09.67-08.71	■
TAUNUS 20M II-III (41F) 07.67-04.74					Saloon (Compact car-C Segment)			
2.0 (NX)	01/72-	Gasolina	RWD	1998	63	86	07.67-04.74	■
2.0 (NX)	01/72-	Gasolina	RWD	1998	63	86	07.67-04.74	■
2.0 (NY)	01/72-	Gasolina	RWD	1998	66	90	07.67-04.74	■
2.0 (NY)	01/72-	Gasolina	RWD	1998	66	90	07.67-04.74	■
2.3 (YY)	01/72-	Gasolina	RWD	2294	79	107	07.67-04.74	■
2.3 (YY)	01/72-	Gasolina	RWD	2294	79	107	07.67-04.74	■
2.3 (TV 23 S)		Gasolina	RWD	2294	92	125	09.67-08.71	■
2.3 (TV 23 S)		Gasolina	RWD	2294	92	125	09.67-08.71	■
2.6 (TV 26 H)		Gasolina	RWD	2520	92	125	09.67-08.71	■
2.6 (TV 26 H)		Gasolina	RWD	2520	92	125	09.67-08.71	■
TAUNUS 20M II-III Turnier (46F) 07.67-04.74					Estate (Compact car-C Segment)			
2.0 (NX)	01/72-	Gasolina	RWD	1998	63	86	09.67-04.74	■
2.0 (NY)	01/72-	Gasolina	RWD	1998	66	90	07.67-04.74	■
2.3 (YY)	01/72-	Gasolina	RWD	2294	79	107	01.68-04.74	■

LISTA DE APLICACIONES - BUYERS GUIDE

TAUNUS 20M XL II-III (53F) 07.67-04.74					Coupe (Compact car-C Segment)			
2.0 (NY)	01/72-	Gasolina	RWD	1998	66	90	07.67-04.74	■
2.3 (YY)	01/72-	Gasolina	RWD	2294	79	107	07.67-04.74	■
TAUNUS 20M XL II-III (51F) 07.67-04.74					Saloon (Compact car-C Segment)			
2.0 (NX)	01/72-	Gasolina	RWD	1998	63	86	01.68-04.74	■
2.0 (NX)	01/72-	Gasolina	RWD	1998	63	86	01.68-04.74	■
2.0 (NY)	01/72-	Gasolina	RWD	1998	66	90	07.67-04.74	■
2.0 (NY)	01/72-	Gasolina	RWD	1998	66	90	07.67-04.74	■
2.3 (YY)	01/72-	Gasolina	RWD	2294	79	107	07.67-04.74	■
2.3 (YY)	01/72-	Gasolina	RWD	2294	79	107	07.67-04.74	■
TAUNUS 26M XL III (53F) 10.69-04.74					Coupe (Compact car-C Segment)			
2.5 (TV 26 H)	01/72-	Gasolina	RWD	2520	92	125	10.69-04.74	■
TAUNUS 26M XL III (52F) 10.69-04.74					Saloon (Compact car-C Segment)			
2.5 (TV 26 H)	01/72-	Gasolina	RWD	2520	92	125	10.69-04.74	■
HOLDEN								
H SERIES (HK) 01.68-05.69					Estate (Executive car-E Segment)			
2.6		Gasolina	FWD	2640	81	110	01.68-05.69	■
2.6		Gasolina	FWD	2640	81	110	07.70-07.71	■
2.6		Gasolina	FWD	2640	85	116	01.68-05.69	■
2.6		Gasolina	FWD	2640	85	116	05.69-07.70	■
2.6		Gasolina	FWD	2640	85	116	07.70-07.71	■
3.0		Gasolina	FWD	3044	94	128	01.68-05.69	■
3.0		Gasolina	FWD	3044	97	132	05.69-07.70	■
3.0		Gasolina	FWD	3044	97	132	07.70-07.71	■
3.0		Gasolina	FWD	3044	108	147	01.68-05.69	■
3.0		Gasolina	FWD	3044	108	147	05.69-07.70	■
3.0		Gasolina	FWD	3044	108	147	07.70-07.71	■
4.2		Gasolina	FWD	4142	138	188	05.69-07.70	■
4.2		Gasolina	FWD	4142	138	188	07.70-07.71	■
H SERIES (HK) 01.68-05.69					Pickup (Executive car-E Segment)			
2.6		Gasolina	FWD	2640	81	110	01.68-05.69	■
2.6		Gasolina	FWD	2640	81	110	07.70-07.71	■
2.6		Gasolina	FWD	2640	85	116	01.68-05.69	■
2.6		Gasolina	FWD	2640	85	116	05.69-07.70	■
2.6		Gasolina	FWD	2640	85	116	07.70-07.71	■
3.0		Gasolina	FWD	3044	94	128	01.68-05.69	■
3.0		Gasolina	FWD	3044	97	132	05.69-07.70	■
3.0		Gasolina	FWD	3044	97	132	07.70-07.71	■
3.0		Gasolina	FWD	3044	108	147	01.68-05.69	■
3.0		Gasolina	FWD	3044	108	147	05.69-07.70	■
3.0		Gasolina	FWD	3044	108	147	07.70-07.71	■
4.2		Gasolina	FWD	4142	138	188	05.69-07.70	■
4.2		Gasolina	FWD	4142	138	188	07.70-07.71	■
H SERIES (HK) 01.68-05.69					Saloon (Executive car-E Segment)			
2.6		Gasolina	FWD	2640	81	110	01.68-05.69	■
2.6		Gasolina	FWD	2640	81	110	07.70-07.71	■
2.6		Gasolina	FWD	2640	85	116	01.68-05.69	■
2.6		Gasolina	FWD	2640	85	116	05.69-07.70	■
2.6		Gasolina	FWD	2640	85	116	07.70-07.71	■

LISTA DE APLICACIONES - BUYERS GUIDE

3.0		Gasolina	FWD	3044	94	128	01.68-05.69	■
3.0		Gasolina	FWD	3044	97	132	05.69-07.70	■
3.0		Gasolina	FWD	3044	97	132	07.70-07.71	■
3.0		Gasolina	FWD	3044	108	147	01.68-05.69	■
3.0		Gasolina	FWD	3044	108	147	05.69-07.70	■
3.0		Gasolina	FWD	3044	108	147	07.70-07.71	■
4.2		Gasolina	FWD	4142	138	188	05.69-07.70	■
4.2		Gasolina	FWD	4142	138	188	07.70-07.71	■
5.0		Gasolina	FWD	5044	157	214	01.68-05.69	■
5.0		Gasolina	FWD	5044	157	214	05.69-07.70	■
5.0		Gasolina	FWD	5044	179	243	05.69-07.70	■
5.0		Gasolina	FWD	5044	179	243	07.70-07.71	■
5.3		Gasolina	FWD	5363	186	253	01.68-05.69	■
5.3		Gasolina	FWD	5363	205	279	07.70-07.71	■
5.3		Gasolina	FWD	5363	224	305	05.69-07.70	■
H SERIES (HK) 01.68-05.69					Van (LCVs-N1 Segment)			
2.6		Gasolina	FWD	2640	81	110	01.68-05.69	■
2.6		Gasolina	FWD	2640	85	116	01.68-05.69	■
2.6		Gasolina	FWD	2640	85	116	05.69-07.70	■
2.6		Gasolina	FWD	2640	85	116	07.70-07.71	■
3.0		Gasolina	FWD	3044	94	128	01.68-05.69	■
3.0		Gasolina	FWD	3044	97	132	05.69-07.70	■
3.0		Gasolina	FWD	3044	97	132	07.70-07.71	■
3.0		Gasolina	FWD	3044	108	147	01.68-05.69	■
3.0		Gasolina	FWD	3044	108	147	05.69-07.70	■
3.0		Gasolina	FWD	3044	108	147	07.70-07.71	■
4.2		Gasolina	FWD	4142	138	188	05.69-07.70	■
4.2		Gasolina	FWD	4142	138	188	07.70-07.71	■
MONARO (HT) 05.68-08.70					Coupe (Executive car-E Segment)			
5.0		Gasolina	FWD	5044	179	243	08.70-07.71	■
5.7		Gasolina	FWD	5700	206	280	05.68-08.70	■
5.7		Gasolina	FWD	5700	206	280	08.70-07.71	■
TORANA (HB) 05.67-09.69					Saloon (Executive car-E Segment)			
LJ, LC 6 Cyl.	01/69-	Gasolina	FWD				05.67-	■
HYUNDAI								
STELLAR (F31_, SF2_) 10.83-12.91					Saloon (Executive car-E Segment)			
1.4 (4G33)	-12/85	Gasolina	RWD	1439	50	68	10.83-08.86	■
1.6 (G32B)	-12/85	Gasolina	RWD	1597	56	76	10.83-12.91	■
JOHN DEERE								
XR 58 L								
-	01/73-	Diesel					01.53-	■
LEYLAND								
MARINA 01.73-					Saloon (Executive car-E Segment)			
1.5 1500	01/73-	Gasolina	FWD	1495			01.73-	■
1.5 1500	01/73-	Gasolina	FWD	1495			01.73-	■
1.7 1750	01/73-	Gasolina	FWD	1695			01.73-	■
1.7 1750	01/73-	Gasolina	FWD	1695			01.73-	■
MORGAN								

LISTA DE APLICACIONES - BUYERS GUIDE

PLUS EIGHT 01.68-					Convertible (Sports car-S Segment)			
3.5 (486)	01/74-	Gasolina	RWD	3528	115	156	01.68-12.86	■
MORRIS								
MARINA 04.71-06.80					Saloon (Executive car-E Segment)			
6 cyl.	01/72-	Gasolina	FWD				04.71-	■
ROLLS-ROYCE								
CORNICHE I 01.71-					Convertible (Luxury car-F Segment)			
6.7	01/75-	Gasolina	FWD	6695			01.71-	■
PHANTOM VI 01.75-					Saloon (Luxury car-F Segment)			
All models	01/75-	Gasolina	FWD				01.75-	■
SILVER SHADOW (U.S.A.) 09.65-12.76					Saloon (Luxury car-F Segment)			
6.7	01/75-	Gasolina	FWD	6695			09.65-	■
SILVER SPUR (U.S.A.) 09.80-12.98					Saloon (Luxury car-F Segment)			
6.7	01/80-	Gasolina	FWD	6695			09.80-	■
ROVER								
2200-3500 (P6) 09.63-10.77					Saloon (Luxury car-F Segment)			
2200 (TC)		Gasolina	RWD	2205	83	113	10.73-05.76	■
TRIUMPH								
2.5 PI 01.68-12.75					Saloon (Sports car-S Segment)			
2.5		Gasolina	RWD	2498	90	122	10.68-10.75	■
2.5 (25PI)		Gasolina	RWD	2498	99	134	01.68-12.75	■
2.5 PI Estate 01.68-12.75					Estate (Sports car-S Segment)			
2.5 (25PI)		Gasolina	RWD	2498	90	122	10.68-10.74	■
2.5 (25PI)		Gasolina	RWD	2498	99	134	01.68-12.75	■
2000 01.68-03.72					Saloon (Sports car-S Segment)			
2.0		Gasolina	RWD	1998	66	90	01.68-03.72	■
2500 05.74-12.77					Saloon (Sports car-S Segment)			
TC		Gasolina	RWD	2498	74	100	05.74-04.75	■
S		Gasolina	RWD	2498	79	108	04.75-12.77	■
2500 Estate 05.74-12.79					Estate (Sports car-S Segment)			
TC		Gasolina	RWD	2498	74	100	05.74-04.75	■
S		Gasolina	RWD	2498	79	108	04.75-12.77	■
GT6 01.66-12.73					Coupe (Sports car-S Segment)			
MK III (KE2L)		Gasolina	RWD	1998	71	96	12.72-12.73	■
TVR								
S 01.86-12.96					Convertible (Sports car-S Segment)			
2.8 (PRN)		Gasolina	RWD	2792	110	150	01.86-12.88	■
2.8 (PRN)		Gasolina	RWD	2792	118	160	08.86-04.89	■
2.9	01/89-	Gasolina	RWD	2935	125	170	01.88-12.96	■
4.0 (39SE)		Gasolina	RWD	3947	177	240	01.88-12.96	■
TASMIN 01.80-12.84					Coupe (Sports car-S Segment)			
2.8 (PRN)		Gasolina	RWD	2792	118	160	01.80-12.83	■