


LISTA DE APLICACIONES - BUYERS GUIDE

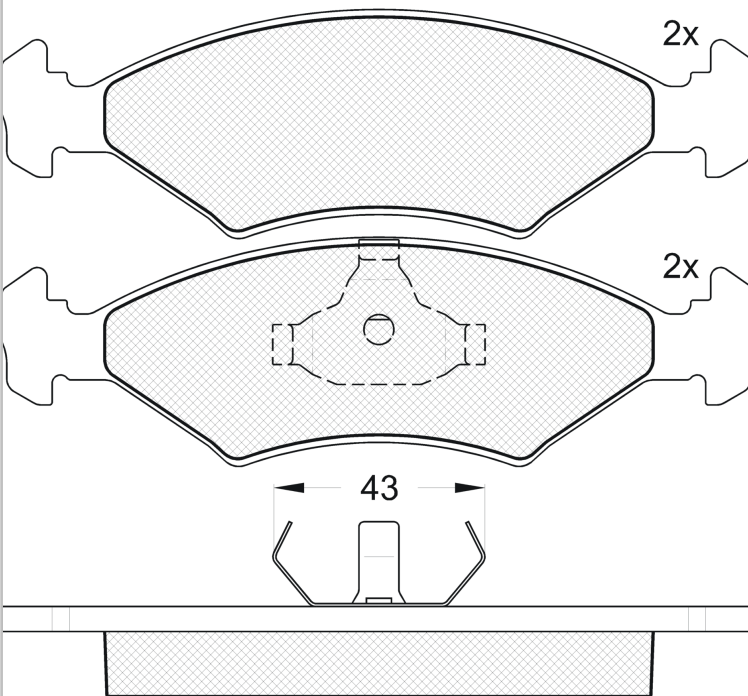
180329



8 424073 001689


Qty: 300 Weight: 1.200

O.E.M.	MAKE
1 030 602	FORD
1 039 106	FORD
1 079 920	FORD
1 185 89	FORD
1 595 523	FORD
178 479	FERRARI
5 015 919	FORD
5 018 194	FORD
5 018 899	PANTHER
5 023 994	FORD
6 095 773	FORD
6 130 483	FORD
6 132 807	FORD
6 144 685	FORD
6 147 496	FORD
6 166 952	FORD
6 174 786	FORD
6 178 480	FORD
84BB-2K021-BA	FORD
87FX-2K021-CA	FORD
87FX-2K021-GA	FORD
96FX-2K021-SA	FORD
98FX-2K021-BA	FORD



180329

E1 90R-01101/193

 Ate - Teves

151.3x46.1x18

WVA
20640
20753

MAKE
DONGNAN (SOU EAST)
FERRARI
FORD
PANTHER
TVR
WINGET



Trac.	CC	Kw	CV	
				 
				Front / Rear

DONGNAN (SOU EAST)

FREECA (Fulika) 03.00-

					MPV (Mini MPV-M1 Segment)			
2.0		Gasolina	FWD	1997	90	122	03.00-	■

LIONCEL 03.03-

					Saloon ()			
1.6		Gasolina	FWD	1584	74	101	03.03-	■

FERRARI

208/308 09.74-10.89

					Coupe (Sports car-S Segment)			
208 Turbo (F 106 D..)	01/85-	Gasolina	RWD	1991	162	220	06.82-10.89	■

328 GTB 09.85-09.89

					Coupe (Sports car-S Segment)			
3.2 (F 105 C..)	01/86-	Gasolina	RWD	3186	199	270	09.85-09.89	■

328 GTS 09.85-09.89

					Targa (Sports car-S Segment)			
3.2 (F 105 C..)	01/86-	Gasolina	RWD	3186	199	270	09.85-09.89	■

MONDIAL 03.83-12.93

					Convertible (Sports car-S Segment)			
3.2 (V832C)		Gasolina	RWD	3186	188	256	10.87-09.89	■
3.2 Quattrovalvole (F 105 C..)	01/87-	Gasolina	RWD	3186	199	270	09.85-12.88	■

MONDIAL 07.80-12.93

					Coupe (Sports car-S Segment)			
3.2 Quattrovalvole (F 105 C..)	01/87-	Gasolina	RWD	3186	199	270	10.85-12.88	■

FORD

ESCORT III (ALD) 09.83-12.89

					Convertible (Compact car-C Segment)			
1.3 (JPA)	-12/84	Gasolina	FWD	1296	51	69	09.83-12.85	■
1.6 (LP1)	-12/84	Gasolina	FWD	1597	58	79	09.83-12.85	■
1.6 (LPA)	-12/84	Gasolina	FWD	1597	58	79	09.83-12.85	■

LISTA DE APLICACIONES - BUYERS GUIDE

ESCORT III (GAA) 09.80-07.86					Hatchback (Compact car-C Segment)			
1.1 (GLB)		Gasolina	FWD	1117	40	55	09.80-08.83	■
1.1 (GMA)		Gasolina	FWD	1117	40	55	09.80-08.83	■
1.1 (GPA)		Gasolina	FWD	1117	43	59	09.80-08.83	■
1.3 (JPA)	-12/84	Gasolina	FWD	1296	51	69	09.80-12.85	■
1.6 (CHT 1600)	-12/84	Gasolina	FWD	1555	48	65	05.83-07.86	■
1.6 (LP1)	-12/84	Gasolina	FWD	1597	58	79	09.80-12.85	■
1.6 (LPA)	-12/84	Gasolina	FWD	1597	58	79	09.80-12.85	■
1.6 (LUA)		Gasolina	FWD	1597	71	97	09.80-10.82	■
1.6 XR3i (LR1)		Gasolina	FWD	1597	77	105	10.82-12.85	■
1.6 XR3i (LRA)		Gasolina	FWD	1597	77	105	10.82-12.85	■
1.6 XR3i		Gasolina	FWD	1597	81	110	09.81-02.86	■
RS 1600i (LUAE)		Gasolina	FWD	1597	85	115	05.82-12.85	■
1.6 D (LTA)		Diesel	FWD	1608	40	54	02.84-12.85	■
ESCORT III / ESCORT '81 Express (AVA) 01.81-02.86					Estate Van (LCVs-N1 Segment)			
35, 55	01/80-	Gasolina	FWD				01.81-	■
1.1 (GLB)		Gasolina	FWD	1117	37	50	03.81-02.86	■
1.3 (JPA)		Gasolina	FWD	1296	51	69	03.81-02.86	■
1.6		Gasolina	FWD	1597	61	84	03.81-02.86	■
1.6 D (LTA)	-12/85	Diesel	FWD	1608	40	54	02.84-02.86	■
ESCORT III Turnier (AWA) 09.80-12.85					Estate (Compact car-C Segment)			
1.1 (GLB)		Gasolina	FWD	1117	40	54	09.80-08.83	■
1.1 (GMA)		Gasolina	FWD	1117	40	54	09.80-08.83	■
1.3 (JPA)	-12/84	Gasolina	FWD	1296	51	69	03.81-12.85	■
1.6 (LP1)	-12/84	Gasolina	FWD	1597	58	79	09.80-12.85	■
1.6 (LPA)	-12/84	Gasolina	FWD	1597	58	79	09.80-12.85	■
1.6 D (LTA)	-12/84	Diesel	FWD	1608	40	54	02.84-12.85	■
1.6 D	-12/84	Diesel	RWD	1608	44	60	09.82-02.86	■
ESCORT IV (ALF) 01.86-11.92					Convertible (Compact car-C Segment)			
1.4 (F6B)		Gasolina	FWD	1392	54	73	02.87-07.90	■
1.4 (F6D)		Gasolina	FWD	1392	54	73	02.87-07.90	■
1.4 (FUC)		Gasolina	FWD	1392	54	73	02.87-07.90	■
1.4 (FUA)		Gasolina	FWD	1392	55	75	01.86-07.90	■
1.6 (LP2)		Gasolina	FWD	1597	58	79	01.86-12.87	■
1.6 (LPA)		Gasolina	FWD	1597	58	79	01.86-12.87	■
1.6 i (LJB)		Gasolina	FWD	1597	75	102	08.89-07.90	■
1.6 XR3i (LR2)		Gasolina	FWD	1597	77	105	01.86-07.90	■
1.6 XR3i (LRB)		Gasolina	FWD	1597	77	105	01.86-07.90	■
1.6 i (L4B)		Gasolina	FWD	1598	66	90	01.86-07.90	■
ESCORT IV (GAF, AWF, ABFT) 03.83-10.94					Hatchback (Compact car-C Segment)			
1.1 (GSG)		Gasolina	FWD	1117	37	50	12.85-07.90	■
1.3 (JPA)		Gasolina	FWD	1296	51	69	11.86-07.88	■
1.3 (JBB)		Gasolina	FWD	1297	44	60	01.86-07.90	■
1.3 (JLA)		Gasolina	FWD	1297	44	60	01.86-07.90	■
1.3 (JLB)		Gasolina	FWD	1297	44	60	01.86-07.90	■
1.3 (GAF) (JBA)		Gasolina	FWD	1297	46	63	07.88-10.90	■
1.4 (FUAA)		Gasolina	FWD	1392	51	70	10.85-10.90	■
1.4 (F6B)		Gasolina	FWD	1392	54	73	01.86-07.90	■
1.4 (F6D)		Gasolina	FWD	1392	54	73	01.86-07.90	■

LISTA DE APLICACIONES - BUYERS GUIDE

1.4 (FUC)		Gasolina	FWD	1392	54	73	01.86-07.90	■
1.4 (FUA)		Gasolina	FWD	1392	55	75	01.86-07.90	■
1.6 (LP2)		Gasolina	FWD	1597	58	79	01.86-12.88	■
1.6 i (LJB)		Gasolina	FWD	1597	75	102	08.89-07.90	■
1.6 XR3i (LR2)		Gasolina	FWD	1597	77	105	01.86-08.89	■
1.6 XR3i (LRB)		Gasolina	FWD	1597	77	105	01.86-08.89	■
1.6 (LUG)		Gasolina	FWD	1598	65	88	04.89-07.90	■
1.6 i (L4B)		Gasolina	FWD	1598	66	90	01.86-05.90	■
1.6 D (LTC)		Diesel	FWD	1608	40	54	01.86-01.89	■
1.8 D (RTA)		Diesel	FWD	1753	44	60	01.89-07.90	■
1.8 D (RTB)		Diesel	FWD	1753	44	60	01.89-07.90	■
ESCORT IV / ESCORT '86 Express (AVF) 02.86-07.90					Estate Van (LCVs-N1 Segment)			
35, 55	01/86-	Gasolina	FWD				02.86-	■
1.1 (GSG)		Gasolina	FWD	1117	37	50	05.86-07.90	■
1.3 (JBB)		Gasolina	FWD	1297	44	60	02.86-07.90	■
1.3 (JLA)		Gasolina	FWD	1297	44	60	02.86-07.90	■
1.3 (JLB)		Gasolina	FWD	1297	44	60	02.86-07.90	■
1.3 (JBA)		Gasolina	FWD	1297	46	63	07.88-07.90	■
1.4 i (F6B)		Gasolina	FWD	1392	54	73	02.86-07.90	■
1.4 i (F6D)		Gasolina	FWD	1392	54	73	02.86-07.90	■
1.4 i (FUC)		Gasolina	FWD	1392	54	73	02.86-07.90	■
1.6 (LUC)		Gasolina	FWD	1597	60	81	02.86-07.90	■
1.6 D (LTA)		Diesel	FWD	1608	40	54	02.86-07.90	■
1.8 D (RTA)		Diesel	FWD	1753	44	60	07.88-07.90	■
1.8 D (RTB)		Diesel	FWD	1753	44	60	07.88-07.90	■
ESCORT IV Turnier (AWF, AVF) 10.85-10.90					Estate (Compact car-C Segment)			
1.1 (GSG)	-12/88	Gasolina	FWD	1117	37	50	10.85-09.90	■
1.3 (JPA)		Gasolina	FWD	1296	51	69	11.86-07.88	■
1.3 (JBB)		Gasolina	FWD	1297	44	60	01.86-07.90	■
1.3 (JLA)		Gasolina	FWD	1297	44	60	01.86-07.90	■
1.3 (JLB)		Gasolina	FWD	1297	44	60	01.86-07.90	■
1.4 (FUAA)		Gasolina	FWD	1392	51	70	10.85-10.90	■
1.4 (F6B)		Gasolina	FWD	1392	54	73	01.86-07.90	■
1.4 (F6D)		Gasolina	FWD	1392	54	73	01.86-07.90	■
1.4 (FUC)		Gasolina	FWD	1392	54	73	01.86-07.90	■
1.4 (FUA)		Gasolina	FWD	1392	55	75	01.86-07.90	■
1.6 (LP2)		Gasolina	FWD	1597	58	79	01.86-07.90	■
1.6 i (L4B)		Gasolina	FWD	1598	66	90	01.86-07.90	■
1.6 D (LTC)		Diesel	FWD	1608	40	54	01.86-01.89	■
1.8 D (RTA)		Diesel	FWD	1753	44	60	01.89-07.90	■
1.8 D (RTB)		Diesel	FWD	1753	44	60	01.89-07.90	■
FIESTA (GFBT) 05.76-08.83					Hatchback (Supermini car-B Segment)			
1.6 XR2 (L3E)		Gasolina	FWD	1598	62	84	08.81-08.83	■
FIESTA II (FVD) 03.83-12.95					Hatchback Van (LCVs-N1 Segment)			
1.0 (TLB)		Gasolina	FWD	999	33	45	04.89-12.91	■
1.1 (G6A)		Gasolina	FWD	1119	37	50	12.91-08.95	■
1.8 D (FVJ) (RTC)		Diesel	FWD	1753	44	60	03.89-12.95	■
1.8 D (FVJ) (RTD)		Diesel	FWD	1753	44	60	03.89-12.95	■
1.8 D (FVJ) (RTG)		Diesel	FWD	1753	44	60	03.89-12.95	■

LISTA DE APLICACIONES - BUYERS GUIDE

FIESTA II (FBD) 09.83-11.89					Hatchback (Supermini car-B Segment)			
1.6 XR2 (FBD) (LUD)		Gasolina	FWD	1597	70	95	03.84-02.89	■
1.6 XR2 (FBD) (LUB)		Gasolina	FWD	1597	71	97	04.84-02.89	■
FIESTA III (GFJ) 01.89-01.97					Hatchback (Supermini car-B Segment)			
1.0 (TLB)		Gasolina	FWD	1001	33	45	03.89-12.95	■
1.1 (G6A)	-12/91	Gasolina	FWD	1119	37	50	03.89-12.95	■
1.1 (GUD)	-12/91	Gasolina	FWD	1119	40	55	03.89-12.95	■
1.1 (GUE)	-12/91	Gasolina	FWD	1119	40	55	03.89-12.95	■
1.3 (JBC)		Gasolina	FWD	1299	44	60	03.89-12.92	■
1.3 (JBB)		Gasolina	FWD	1299	44	60	03.89-12.95	■
1.3 (JBC)		Gasolina	FWD	1299	44	60	03.89-12.95	■
1.3 Cat (J6B)		Gasolina	FWD	1299	44	60	05.91-01.97	■
1.4 (F6E)	-12/91	Gasolina	FWD	1391	52	71	03.89-12.95	■
1.4 Cat	-12/91	Gasolina	FWD	1391	54	73	03.89-12.95	■
1.4 (F4A)	-12/91	Gasolina	FWD	1392	54	73	03.89-12.95	■
1.4 (FUG)	-12/91	Gasolina	FWD	1392	54	73	03.89-12.95	■
1.4 (FUJ)	-12/91	Gasolina	FWD	1392	54	73	03.89-12.95	■
1.6 (LUH)	-12/91	Gasolina	FWD	1597	65	88	01.89-01.94	■
1.6 i 16V (L1G)		Gasolina	FWD	1597	65	88	01.94-12.95	■
1.6 (LUH)		Gasolina	FWD	1597	66	90	03.89-12.92	■
1.6 XR2i (LJC)		Gasolina	FWD	1597	81	110	03.89-01.94	■
1.6 XR2i (LJD)		Gasolina	FWD	1598	76	103	03.89-03.93	■
1.6 Turbo (FBJT) (LHA)		Gasolina	FWD	1598	96	131	03.90-10.92	■
1.8 16V (RDB)		Gasolina	FWD	1796	77	105	02.92-12.95	■
1.8 XR2i 16V (RQC)		Gasolina	FWD	1796	96	130	02.92-12.95	■
1.8 D (RTC)	-12/91	Diesel	FWD	1753	44	60	03.89-12.95	■
1.8 D (RTD)	-12/91	Diesel	FWD	1753	44	60	03.89-12.95	■
1.8 D (RTG)	-12/91	Diesel	FWD	1753	44	60	03.89-12.95	■
FIESTA III / COURIER (F3L, F5L) 04.89-02.96					Box Body/MPV (LCVs-N1 Segment)			
1.3 (J6B)		Gasolina	FWD	1299	44	60	09.91-02.96	■
1.8 D (RTC)		Diesel	FWD	1753	44	60	09.91-02.96	■
1.8 D (RTD)		Diesel	FWD	1753	44	60	09.91-02.96	■
1.8 D (RTG)		Diesel	FWD	1753	44	60	09.91-02.96	■
FIESTA IV (JA_, JB_) 08.95-06.06					Hatchback (Supermini car-B Segment)			
1.1		Gasolina	FWD	1087	37	50	09.95-12.96	■
1.25 i 16V (DHA)		Gasolina	FWD	1242	55	75	08.95-01.02	■
1.25 i 16V (DHB)		Gasolina	FWD	1242	55	75	08.95-01.02	■
1.25 i 16V (DHC)		Gasolina	FWD	1242	55	75	08.95-01.02	■
1.25 i 16V (DHD)		Gasolina	FWD	1242	55	75	08.95-01.02	■
1.25 i 16V (DHE)		Gasolina	FWD	1242	55	75	08.95-01.02	■
1.25 i 16V (DHF)		Gasolina	FWD	1242	55	75	08.95-01.02	■
1.25 i 16V (DHG)		Gasolina	FWD	1242	55	75	08.95-01.02	■
ORION (AFD) 07.83-03.86					Saloon (Compact car-C Segment)			
1.3 (JPA)	-12/84	Gasolina	FWD	1296	51	69	07.83-03.86	■
1.6 (LP1)	-12/84	Gasolina	FWD	1597	58	79	07.83-03.86	■
1.6 (LPA)	-12/84	Gasolina	FWD	1597	58	79	07.83-03.86	■
1.6 i (LR1)	-12/84	Gasolina	FWD	1597	77	105	07.83-03.86	■
1.6 i (LRA)	-12/84	Gasolina	FWD	1597	77	105	07.83-03.86	■
1.6 D (LTA)	-12/84	Diesel	FWD	1608	40	54	02.84-03.86	■

LISTA DE APLICACIONES - BUYERS GUIDE

ORION II (AFF) 12.85-07.90					Saloon (Compact car-C Segment)			
1.3 (JPA)		Gasolina	FWD	1296	51	69	11.86-07.88	■
1.3 (JBB)		Gasolina	FWD	1297	44	60	12.85-07.90	■
1.3 (JLA)		Gasolina	FWD	1297	44	60	12.85-07.90	■
1.3 (JLB)		Gasolina	FWD	1297	44	60	12.85-07.90	■
1.4 (FUAA)		Gasolina	FWD	1392	52	72	03.86-07.90	■
1.4 (FUC)		Gasolina	FWD	1392	54	73	01.86-07.90	■
1.4 Cat (F6B)		Gasolina	FWD	1392	54	73	02.87-07.90	■
1.4 Cat (F6D)		Gasolina	FWD	1392	54	73	02.87-07.90	■
1.4 (FUA)		Gasolina	FWD	1392	55	75	12.85-07.90	■
1.6 (LUG)		Gasolina	FWD	1597	65	88	03.86-07.90	■
1.6 (LUC)		Gasolina	FWD	1597	66	90	12.85-07.90	■
1.6 i Cat (L4B)		Gasolina	FWD	1597	66	90	03.86-07.90	■
1.6 i (LJB)		Gasolina	FWD	1597	75	102	02.86-07.90	■
1.6 i (LRB)		Gasolina	FWD	1597	77	105	03.86-07.90	■
1.6 D (LTC)		Diesel	FWD	1608	40	54	12.85-01.89	■
1.8 D (RTA)		Diesel	FWD	1753	44	60	01.89-07.90	■
1.8 D (RTB)		Diesel	FWD	1753	44	60	01.89-07.90	■
PUMA (EC_) 03.97-06.02					Coupe (Sports car-S Segment)			
1.4 16V (FHD)		Gasolina	FWD	1388	66	90	11.97-10.00	■
1.4 16V (FHF)		Gasolina	FWD	1388	66	90	11.97-10.00	■
1.7 16V (MHA)		Gasolina	FWD	1679	92	125	03.97-06.02	■
1.7 16V (MHB)		Gasolina	FWD	1679	92	125	03.97-06.02	■
Racing ST 160 (MHA)		Gasolina	FWD	1679	114	155	06.99-06.02	■
SIERRA (GBC) 08.82-02.87					Hatchback (Large family car-D Segment)			
1.8 (REB)		Gasolina	RWD	1796	66	90	10.84-12.86	■
2.0 (NRD)		Gasolina	RWD	1993	74	100	10.85-12.86	■
2.0 (NET)		Gasolina	RWD	1993	77	105	08.82-12.86	■
2.0 i (NR2)		Gasolina	RWD	1993	85	115	03.85-12.86	■
2.0 i (NRB)		Gasolina	RWD	1993	85	115	03.85-12.86	■
2.0 (NYT)		Gasolina	RWD	1999	66	90	08.82-10.84	■
2.3 (YYT)	01/84-	Gasolina	RWD	2294	84	114	08.82-12.86	■
2.3 D (YTT)		Diesel	RWD	2304	49	67	08.82-12.86	■
SIERRA II 02.84-10.95					Hatchback (Large family car-D Segment)			
1.6 (LSF)	-12/91	Gasolina	RWD	1597	53	72	01.88-02.93	■
1.6		Gasolina	RWD	1597	55	75	01.87-02.93	■
1.6 (LSE)	-12/91	Gasolina	RWD	1597	55	75	01.87-02.93	■
1.6 i (L6B)	-12/91	Gasolina	RWD	1598	59	80	10.89-02.93	■
1.8 (R2C)	-12/91	Gasolina	RWD	1769	64	87	05.88-02.93	■
1.8 (R6A)	-12/91	Gasolina	RWD	1769	64	87	05.88-02.93	■
1.8 (RED)		Gasolina	RWD	1796	59	80	10.87-05.88	■
1.8 (REF)		Gasolina	RWD	1796	59	80	10.87-05.88	■
1.8 (R2A)		Gasolina	RWD	1796	66	90	01.87-05.88	■
1.8 (RED)		Gasolina	RWD	1796	66	90	01.87-05.88	■
2.0 i (NE5)	-12/91	Gasolina	RWD	1993	74	100	01.87-02.93	■
2.0 i (NEJ)	-12/91	Gasolina	RWD	1993	74	100	01.87-02.93	■
2.0 i Cat (N4B)	-12/91	Gasolina	RWD	1993	74	100	01.87-02.93	■
2.0 (N8C)	-12/91	Gasolina	RWD	1993	77	105	01.87-02.93	■
2.0 (NES)	-12/91	Gasolina	RWD	1993	77	105	01.87-02.93	■

LISTA DE APLICACIONES - BUYERS GUIDE

2.0 i (N4A)	-12/91	Gasolina	RWD	1993	85	115	01.87-02.93	■
2.0 i (N4I)	-12/91	Gasolina	RWD	1993	85	115	01.87-02.93	■
2.0 i (N8A)	-12/91	Gasolina	RWD	1998	80	109	06.89-02.93	■
2.0 i DOHC (N9E)		Gasolina	RWD	1998	85	115	12.91-02.93	■
2.0 4x4 (N9C)		Gasolina	4WD	1998	88	120	10.91-03.93	■
2.0 i (N9C)	-12/91	Gasolina	RWD	1998	88	120	06.89-02.93	■
2.0 i (N9B)	-12/91	Gasolina	RWD	1998	92	125	06.89-02.93	■
1.8 TD (RFA)	-12/91	Diesel	RWD	1753	55	75	08.88-02.93	■
1.8 TD (RFB)	-12/91	Diesel	RWD	1753	55	75	08.88-02.93	■
1.8 TD (RFL)	-12/91	Diesel	RWD	1753	55	75	08.88-02.93	■
2.3 D (YTR)		Diesel	RWD	2304	49	67	01.87-09.89	■
SIERRA II (GBG, GB4) 01.87-02.93					Saloon (Large family car-D Segment)			
1.6 (LSF)	-12/91	Gasolina	RWD	1597	53	72	01.88-02.93	■
1.6 (LSE)	-12/91	Gasolina	RWD	1597	55	75	01.87-02.93	■
1.6 i (L6B)		Gasolina	RWD	1597	59	80	10.89-02.93	■
1.8 (R2C)	-12/91	Gasolina	RWD	1769	64	87	05.88-02.93	■
1.8 (R6A)	-12/91	Gasolina	RWD	1769	64	87	05.88-02.93	■
1.8 (RED)	-12/88	Gasolina	RWD	1796	59	80	10.87-09.89	■
1.8 (REF)	-12/88	Gasolina	RWD	1796	59	80	10.87-09.89	■
1.8 (R2A)		Gasolina	RWD	1796	66	90	01.87-05.88	■
1.8 (RED)		Gasolina	RWD	1796	66	90	01.87-05.88	■
2.0 i (NE5)		Gasolina	RWD	1993	74	100	01.87-12.89	■
2.0 i (NEJ)		Gasolina	RWD	1993	74	100	01.87-12.89	■
2.0 i Cat (N4B)	-12/91	Gasolina	RWD	1993	74	100	01.87-02.93	■
2.0 (N8C)	-12/91	Gasolina	RWD	1993	77	105	01.87-02.93	■
2.0 (NES)	-12/91	Gasolina	RWD	1993	77	105	01.87-02.93	■
2.0 i (N4A)	-12/91	Gasolina	RWD	1993	85	115	01.87-02.93	■
2.0 i (N4I)	-12/91	Gasolina	RWD	1993	85	115	01.87-02.93	■
2.0 (N8A)	-12/91	Gasolina	RWD	1998	80	109	07.89-12.92	■
2.0 i DOHC (N9E)		Gasolina	RWD	1998	85	115	12.91-02.93	■
2.0 4x4 (N9C)		Gasolina	4WD	1998	88	120	01.90-02.93	■
2.0 i (N9C)		Gasolina	RWD	1998	88	120	01.90-02.93	■
2.0 i (N9A)		Gasolina	RWD	1998	90	122	01.90-02.93	■
2.0 4x4 (N9C)		Gasolina	4WD	1998	92	125	01.90-02.93	■
2.0 i (N9C)		Gasolina	RWD	1998	92	125	01.90-02.93	■
1.8 TD (RFA)	-12/91	Diesel	RWD	1753	55	75	08.88-02.93	■
1.8 TD (RFB)	-12/91	Diesel	RWD	1753	55	75	08.88-02.93	■
1.8 TD (RFL)	-12/91	Diesel	RWD	1753	55	75	08.88-02.93	■
2.3 D (YTR)		Diesel	RWD	2304	49	67	01.87-09.89	■
2.3 D (YTT)		Diesel	RWD	2304	49	67	01.87-09.89	■
SIERRA II Turnier (BNG) 01.87-02.93					Estate (Large family car-D Segment)			
1.6 (LSF)	-12/91	Gasolina	RWD	1597	53	72	01.88-02.93	■
1.6 (LSE)	-12/91	Gasolina	RWD	1597	55	75	01.87-02.93	■
1.6 i (L6B)	-12/91	Gasolina	RWD	1598	59	80	10.89-02.93	■
1.8 (R2C)	-12/91	Gasolina	RWD	1769	64	87	05.88-02.93	■
1.8 (R6A)	-12/91	Gasolina	RWD	1769	64	87	05.88-02.93	■
1.8 (RED)		Gasolina	RWD	1796	59	80	10.87-05.88	■
1.8 (REF)		Gasolina	RWD	1796	59	80	10.87-05.88	■
1.8 (R2A)		Gasolina	RWD	1796	66	90	01.87-05.88	■
1.8 (RED)		Gasolina	RWD	1796	66	90	01.87-05.88	■

LISTA DE APLICACIONES - BUYERS GUIDE

2.0 i (NE5)	-12/91	Gasolina	RWD	1993	74	100	01.87-02.93	■
2.0 i (NEJ)	-12/91	Gasolina	RWD	1993	74	100	01.87-02.93	■
2.0 i Cat (N4B)	-12/91	Gasolina	RWD	1993	74	100	01.87-02.93	■
2.0 (N8C)	-12/91	Gasolina	RWD	1993	77	105	01.87-02.93	■
2.0 (NES)	-12/91	Gasolina	RWD	1993	77	105	01.87-02.93	■
2.0 i (N4A)	-12/91	Gasolina	RWD	1993	85	115	01.87-02.93	■
2.0 i (N4I)	-12/91	Gasolina	RWD	1993	85	115	01.87-02.93	■
1.9 (N8A)		Gasolina	RWD	1998	80	108	10.88-09.91	■
2.0 i DOHC (N9E)		Gasolina	RWD	1998	85	115	12.91-02.93	■
2.0 4x4 (N9C)	-12/91	Gasolina	4WD	1998	88	120	02.90-02.93	■
2.0 i (N9C)	-12/91	Gasolina	RWD	1998	88	120	05.89-02.93	■
2.0 4x4 (N9C)	-12/91	Gasolina	4WD	1998	92	125	05.89-02.93	■
2.0 i (N9C)	-12/91	Gasolina	RWD	1998	92	125	05.89-02.93	■
1.8 TD (RFA)	-12/91	Diesel	RWD	1753	55	75	08.88-02.93	■
1.8 TD (RFB)	-12/91	Diesel	RWD	1753	55	75	08.88-02.93	■
1.8 TD (RFL)	-12/91	Diesel	RWD	1753	55	75	08.88-02.93	■
2.3 D (YTR)		Diesel	RWD	2304	49	67	01.87-02.93	■
SIERRA Turnier (BNC) 08.82-12.86					Estate (Large family car-D Segment)			
1.6 (LCS)	01/84-	Gasolina	RWD	1593	55	75	08.82-12.86	■
1.6 (LCT)	01/84-	Gasolina	RWD	1593	55	75	08.82-12.86	■
1.6 (LSD)	01/84-	Gasolina	RWD	1593	55	75	08.82-12.86	■
1.8 (REB)		Gasolina	RWD	1796	66	90	10.84-12.86	■
2.0 (NRD)		Gasolina	RWD	1993	74	100	10.85-12.86	■
2.0 (NET)		Gasolina	RWD	1993	77	105	08.82-12.86	■
2.0 (NR2)		Gasolina	RWD	1993	85	115	03.85-12.86	■
2.0 (NRB)		Gasolina	RWD	1993	85	115	03.85-12.86	■
2.0 (NYT)		Gasolina	RWD	1999	66	90	08.82-10.84	■
2.3 (YYT)	01/84-	Gasolina	RWD	2294	84	114	08.82-12.86	■
2.3 D (YTT)		Diesel	RWD	2304	49	67	08.82-12.86	■
PANTHER								
KALLISTA 01.82-09.93					Convertible (Sports car-S Segment)			
1.6	01/87-	Gasolina	RWD	1598	71	96	01.82-12.92	■
2.0		Gasolina	RWD	1998	88	120	10.90-09.93	■
2.3	01/82-	Gasolina	FWD	2295	85	115	01.82-	■
TVR								
CERBERA 01.96-10.03					Coupe (Sports car-S Segment)			
3.9 2+2	01/94-	Gasolina	FWD	3895	177	241	01.96-	■
S6 4.0 (P640)		Gasolina	RWD	3996	242	329	04.98-01.00	■
4.0 (P640)		Gasolina	RWD	3996	257	350	04.98-10.03	■
4.0		Gasolina	FWD	3996	257	350	01.00-10.03	■
S6 4.0 (P640)		Gasolina	RWD	3996	261	355	01.00-10.03	■
4.0 (AJA6)		Gasolina	RWD	3996	268	364	01.99-10.03	■
4.2 (AJP8)		Gasolina	RWD	4185	257	350	07.97-03.98	■
4.2 (AJP8)		Gasolina	RWD	4185	265	360	01.96-10.03	■
4.2 (AJP8)		Gasolina	RWD	4185	268	365	01.96-10.03	■
4.5 (AJP8-4.5)		Gasolina	RWD	4475	313	426	01.97-10.03	■
4.5 GT (AJP8-4.5)		Gasolina	RWD	4475	324	440	01.96-10.03	■
4.5 (37A45P)		Gasolina	RWD	4546	210	285	07.97-03.98	■
7.7 (AJP12)		Gasolina	RWD	7730	595	809	01.00-12.02	■

LISTA DE APLICACIONES - BUYERS GUIDE

CHIMAERA 11.92-10.03					Convertible (Sports car-S Segment)			
3.9 (39SE)		Gasolina	RWD	3947	173	235	04.98-12.99	■
3.9 (39SE)	-12/96	Gasolina	RWD	3947	177	241	01.93-10.03	■
3.9 (37A40P)		Gasolina	RWD	3947	202	275	12.94-06.97	■
4.3 (40D)		Gasolina	RWD	4275	206	280	01.93-12.93	■
4.5 (37A45P)		Gasolina	RWD	4546	210	285	01.96-10.03	■
4.5 (37A45P)		Gasolina	RWD	4546	210	285	01.00-02.03	■
5.0 (37A50P)		Gasolina	RWD	4997	217	295	11.92-12.96	■
5.0 (J8T)		Gasolina	RWD	4997	217	295	11.92-12.96	■
5.0 (37A50P)		Gasolina	RWD	4997	235	320	04.98-12.99	■
5.0 (47A50P)		Gasolina	RWD	4997	235	320	04.98-12.99	■
5.0 (J8T)		Gasolina	RWD	4997	235	320	04.98-12.99	■
5.0 (37A50P)		Gasolina	RWD	4997	235	320	01.00-03.02	■
5.0 (J8T)		Gasolina	RWD	4997	235	320	01.00-03.02	■
5.0 (37A50P)		Gasolina	RWD	4997	243	330	11.92-12.96	■
5.0 (J8T)		Gasolina	RWD	4997	243	330	11.92-12.96	■
5.0 (37A50P)	-12/96	Gasolina	RWD	4997	250	340	11.92-12.00	■
5.0 (J8T)	-12/96	Gasolina	RWD	4997	250	340	11.92-12.00	■
GRIFFITH (TCT) 01.90-03.02					Convertible (Sports car-S Segment)			
4.0 (37A40P)		Gasolina	RWD	3947	177	240	01.90-12.93	■
4.3 (40D)		Gasolina	RWD	4275	206	280	01.90-12.93	■
5.0 (37A50P)		Gasolina	RWD	4997	217	295	10.92-09.97	■
5.0 (47A50P)		Gasolina	RWD	4997	217	295	10.92-09.97	■
5.0 (J8T)		Gasolina	RWD	4997	217	295	10.92-09.97	■
5.0 (37A50P)		Gasolina	RWD	4997	227	309	01.99-03.02	■
5.0 (37A50P)		Gasolina	RWD	4997	235	320	04.98-12.99	■
5.0 (47A50P)		Gasolina	RWD	4997	235	320	04.98-12.99	■
5.0 (J8T)		Gasolina	RWD	4997	235	320	04.98-12.99	■
5.0 (37A50P)		Gasolina	RWD	4997	235	320	01.00-03.02	■
5.0 (47A50P)		Gasolina	RWD	4997	235	320	01.00-03.02	■
5.0 (J8T)		Gasolina	RWD	4997	235	320	01.00-03.02	■
5.0 (37A50P)	-12/96	Gasolina	RWD	4997	243	330	01.93-03.02	■
5.0 (47A50P)	-12/96	Gasolina	RWD	4997	243	330	01.93-03.02	■
5.0 (J8T)	-12/96	Gasolina	RWD	4997	243	330	01.93-03.02	■
5.0 (37A50P)		Gasolina	RWD	4997	250	340	01.93-03.98	■
5.0 (47A50P)		Gasolina	RWD	4997	250	340	01.93-03.98	■
5.0 (J8T)		Gasolina	RWD	4997	250	340	01.93-03.98	■
5.0 (37A50P)		Gasolina	RWD	4997	254	345	10.92-09.97	■
5.0 (47A50P)		Gasolina	RWD	4997	254	345	10.92-09.97	■
5.0 (J8T)		Gasolina	RWD	4997	254	345	10.92-09.97	■
GRIFFITH 01.19-					Coupe (Sports car-S Segment)			
5.0 (MFXX)		Gasolina	RWD	4951	373	507	01.19-	■
WINGET								
-								
Fork Lift Truck	01/73-	Diesel					01.53-	■