


# LISTA DE APLICACIONES - BUYERS GUIDE

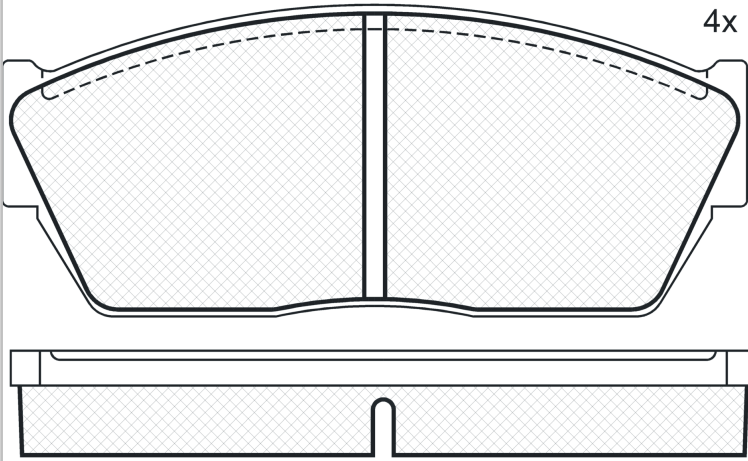
## 180388




8 424073 008244

Qty: 300      Weight: 980

O.E.M.	MAKE
45022-SAO-680	HONDA
45022-SAO-N60	HONDA



## 180388



Akebono

107.25x44.9x15

WVA	FMSI
20895	D247-7156
21018	

MAKE
HONDA



Trac.	CC	Kw	CV
-------	----	----	----



Front / Rear

HONDA									
<b>ACCORD II (AC, AD) 09.83-10.85</b>						<b>Hatchback (Executive car-E Segment)</b>			
1.8 EX (AD) (ET1)	-12/83	Gasolina	FWD	1829	74	101	09.83-10.85	■	
<b>ACCORD II (AC, AD) 09.83-10.85</b>						<b>Saloon (Executive car-E Segment)</b>			
1.8 EX (AD) (ET1)	-12/83	Gasolina	FWD	1829	74	101	09.83-10.85	■	
<b>BALLADE 01.86-</b>						<b>Saloon (Compact car-C Segment)</b>			
1.5 EX, Exi	01/86-	Gasolina	FWD	1495	54	74	01.86-	■	
<b>CIVIC (SB) 07.72-09.83</b>						<b>Hatchback (Supermini car-B Segment)</b>			
1.3 (EN)	01/82-	Gasolina	FWD	1335	51	69	03.81-09.83	■	
<b>CIVIC II (SS, SL) 01.78-12.83</b>						<b>Hatchback (Supermini car-B Segment)</b>			
1300 L (SS) (EN1)	01/82-	Gasolina	FWD	1335	44	60	09.79-09.83	■	
<b>CIVIC II / BALLADE (SF) 10.79-12.85</b>						<b>Saloon (Supermini car-B Segment)</b>			
1300 S (EN4)	01/82-	Gasolina	FWD	1335	52	71	10.79-12.84	■	
<b>CIVIC III (AM, AK, AU) 10.83-12.88</b>						<b>Saloon (Supermini car-B Segment)</b>			
1.5 (AAH, SC9) (EW2)		Gasolina	FWD	1488	63	86	10.83-10.87	■	
<b>CIVIC IV / BALLADE (ED) 09.87-10.93</b>						<b>Saloon (Supermini car-B Segment)</b>			
1.5 (EW3)		Gasolina	FWD	1488	74	101	01.88-08.88	■	
<b>CRX / CIVIC CRX (AF, AS) 10.83-10.87</b>						<b>Coupe (Sports car-S Segment)</b>			
1.3 (AF1) (EV2)	-12/85	Gasolina	FWD	1342	52	71	10.83-10.87	■	
1.5 i (AF) (EW3)		Gasolina	FWD	1488	74	101	10.83-11.86	■	

# LISTA DE APLICACIONES - BUYERS GUIDE

PRELUDE (SN) 11.78-04.83					Coupe (Sport compact car-C Segment)			
1.6 (ASN) (EL)	01/82-	Gasolina	FWD	1602	59	80	11.78-10.82	■
1.6 (ASN) (EL14)	01/82-	Gasolina	FWD	1602	59	80	11.78-10.82	■