


# LISTA DE APLICACIONES - BUYERS GUIDE

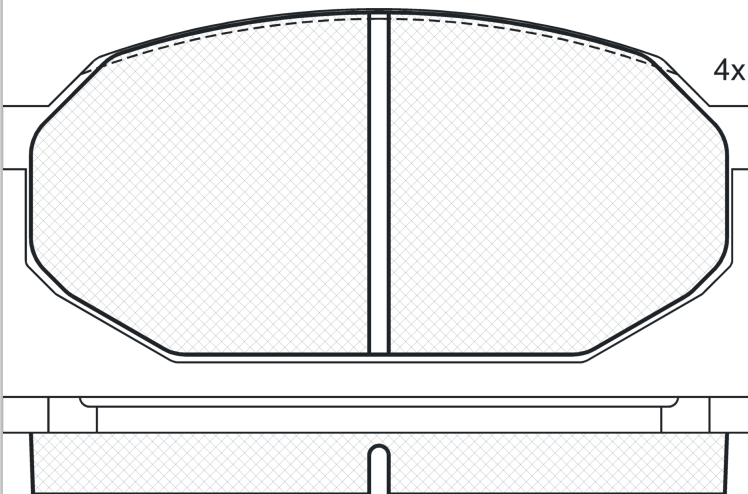
## 180401



8 424073 008312


Qty: 300      Weight: 1.300

O.E.M.	MAKE
MB 238 261	MITSUBISHI
MB 238 262	MITSUBISHI
MB 238 262 R	MITSUBISHI
MB 366 148	MITSUBISHI
MB 500 465	MITSUBISHI
MB 618 108	MITSUBISHI



4x

## 180401



Sumitomo

116x54.4x15

WVA	FMSI
20892	D258-7163
<b>MAKE</b> MITSUBISHI	



Trac.	CC	Kw	CV		
					Front / Rear

MITSUBISHI									
<b>COLT II (A15_A) 12.78-03.84</b>						<b>Hatchback (Supermini car-B Segment)</b>			
2.0 Turbo	01/84-	Gasolina	FWD	1995	88	120	12.78-	■	
<b>GALANT IV (A16_) 09.80-05.84</b>						<b>Saloon (Compact car-C Segment)</b>			
2.0 Turbo ECi (A164) (4G63-T (ECi))		Gasolina	RWD	1997	125	170	05.82-05.84	■	
<b>LANCER II (A17_) 09.79-02.83</b>						<b>Saloon (Supermini car-B Segment)</b>			
2.0 Turbo ECi (A176) (4G63-T (SOHC 8V))		Gasolina	RWD	1997	125	170	03.81-02.83	■	
<b>SAPPORO (A16_A) 08.80-09.84</b>						<b>Coupe (Supermini car-B Segment)</b>			
2.0 Turbo ECi (A164) (4G63-T (ECi))		Gasolina	RWD	1997	125	170	08.82-08.83	■	
<b>STARION (A18_A) 05.82-06.90</b>						<b>Coupe (Sports car-S Segment)</b>			
2.0 Turbo ECi (A183A) (4G63-T (ECi))	01/84-	Gasolina	RWD	1997	125	170	06.82-12.85	■	
2.0 Turbo ECi (A183A) (4G63-T/C)		Gasolina	RWD	1997	132	180	05.85-08.87	■	
2.6 Turbo ECi (A187A) (G54B T/C)		Gasolina	RWD	2555	114	155	09.87-06.90	■	