

LISTA DE APLICACIONES - BUYERS GUIDE

180439-700

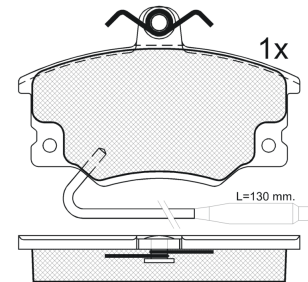
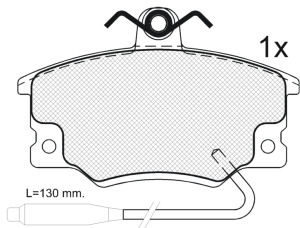
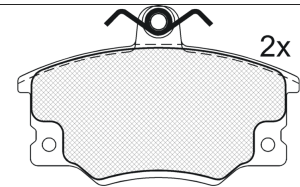


8 424073 090737

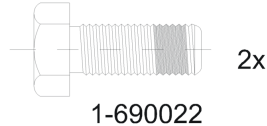
Qty: 300

Weight: 1.135

O.E.M.	MAKE
9 938 913	LANCIA



180439-700



180439-700



Lucas - Girling

104.2x66.85x17.1

104.2x67x17.1

WVA

20833

20836

20837

MAKE

LANCIA



Trac.

CC

Kw

CV



Front / Rear

LANCIA

PRISMA (831_) 01.83-02.92

Saloon (Executive car-E Segment)

1.6 i.e. Super (831AB) (149 C2.000)		Gasolina	FWD	1585	66	90	05.87-12.89	■
1.6 (831AB) (831 B6.000)		Gasolina	FWD	1585	71	97	08.87-08.88	■
1.6 (831AB) (831 B6.000)	-12/90	Gasolina	FWD	1585	73	99	08.86-02.92	■
1.6 (831AB) (831 A4.000)	-12/85	Gasolina	FWD	1585	77	105	01.83-04.86	■
1.6 i.e. (831AB) (831 B7.000)		Gasolina	FWD	1585	80	109	05.86-12.89	■