


# LISTA DE APLICACIONES - BUYERS GUIDE

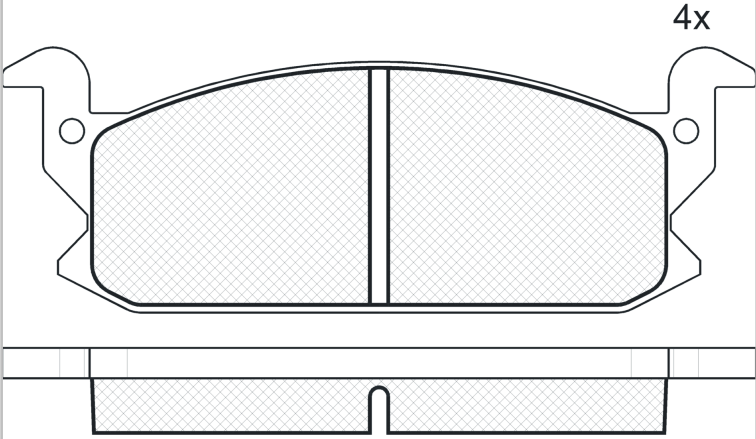
## 180467



8 424073 008718


Qty: 300      Weight: 930

O.E.M.	MAKE
04491-87700	DAIHATSU
04491-87702	DAIHATSU
04491-87716	DAIHATSU



4x

## 180467



Akebono

124.1x43.6x14

**WVA**  
21159

**MAKE**  
DAIHATSU



Trac.	CC	Kw	CV
-------	----	----	----



Front / Rear

## DAIHATSU

CHARADE II (G11, G30) 01.83-05.87					Hatchback (Supermini car-B Segment)			
1.0 (G11) (CB 20)		Gasolina	FWD	993	38	52	10.83-03.87	■
1.0 (G11) (CB 22)		Gasolina	FWD	993	38	52	10.83-03.87	■
1.0 Turbo (G11, G11R) (CB 60)		Gasolina	FWD	993	50	68	10.83-03.87	■
1.0 D (G30) (CL 10)		Diesel	FWD	993	27	37	10.83-03.87	■
1.0 TD (G30) (CL 60)		Diesel	FWD	993	34	46	02.85-03.87	■