


# LISTA DE APLICACIONES - BUYERS GUIDE

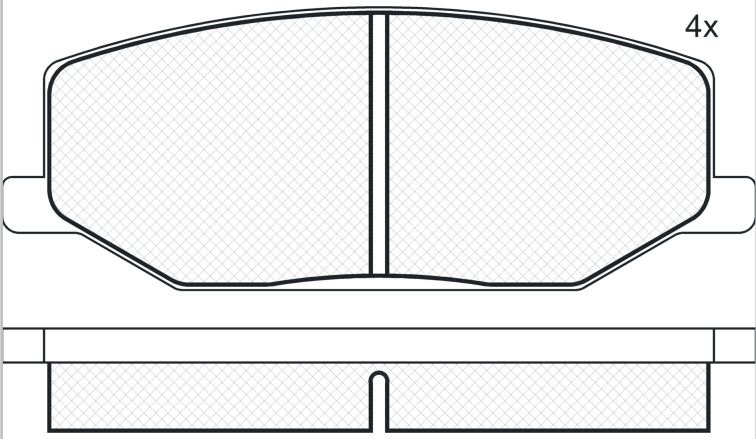
## 180468



8 424073 008725

Qty: 300      Weight: 880

O.E.M.	MAKE
1A01-33-23Z	MAZDA
1A07-33-23Z	MAZDA
1A12-33-23Z	MAZDA
1A12-33-23ZA	MAZDA
55110-70A00	SANTANA
55110-80000	SUZUKI
55110-80010	SANTANA
55110-80020	SUZUKI
55200-60820	SUZUKI
55200-70810	SUZUKI
55200-70811	SUZUKI
55200-70812	SUZUKI
55200-81A10	SUZUKI
55200-81A30	SUZUKI
55200-81A31	SUZUKI
55810-57M00	SUZUKI
55810-57M00-000	SUZUKI




4x

## 180468

E 9

90R-01111/211





Sumitomo

110.4x41.6x15

WVA	FMSI
21142	D660-7540

MAKE
CHEVROLET
HOLDEN
MARUTI
MAZDA
SANTANA
SUZUKI



Trac.	CC	Kw	CV		
					
				Front / Rear	

CHEVROLET									
<b>JIMNY III (JB) 07.98-12.06</b>						<b>Closed Off-Road Vehicle (Mini SUV-J Segment)</b>			
1.3 A las 4 ruedas		Gasolina	FWD	1298	59	80	07.98-12.06	■	
<b>SAMURAI (JA_) 01.98-12.01</b>						<b>Closed Off-Road Vehicle (Mini SUV-J Segment)</b>			
1.3 A las 4 ruedas		Gasolina	4WD	1298	51	69	01.98-12.01	■	
HOLDEN									
<b>DROVER (QB) 03.85-12.87</b>						<b>Closed Off-Road Vehicle (Mini SUV-J Segment)</b>			
4WD	01/85-	Gasolina	FWD				03.85-	■	
1.3		Gasolina	FWD	1324	47	63	03.85-12.87	■	
<b>DROVER (QB) 03.85-12.87</b>						<b>Pickup (Mini SUV-J Segment)</b>			
1.3		Gasolina	FWD	1324	47	64	03.85-12.87	■	
<b>SCURRY (NB) 07.85-08.98</b>						<b>Bus (Minibus-M2-Segment)</b>			
1.0	RimHo 5	Gasolina	FWD	970	33	45	07.85-12.87	■	
MARUTI									
<b>GYPSY 01.85-12.06</b>						<b>Hatchback (Mini SUV-J Segment)</b>			
1.0		Gasolina	FWD	970	33	45	04.88-08.98	■	
1.3		Gasolina	FWD	1298	51	69	08.89-08.98	■	
1.3		Gasolina	FWD	1298	51	69	09.98-08.00	■	
1.9 D		Diesel	RWD	1870	46	63	09.00-	■	
MAZDA									
<b>AZ Offroad (JB, JM) 10.98-</b>						<b>Closed Off-Road Vehicle (Mini SUV-J Segment)</b>			
0.7 A las 4 ruedas (JB23, JM23W) (K6A)	-ch 991223	Gasolina	4WD	658	47	64	10.98-	■	

# LISTA DE APLICACIONES - BUYERS GUIDE

SANTANA									
<b>S 410 01.86-</b>					<b>Hatchback (Mini SUV-J Segment)</b>				
1.0	01/86-	Gasolina	FWD	995	33	45	01.86-	■	
<b>S 413 01.86-</b>					<b>Hatchback (Mini SUV-J Segment)</b>				
1.3	01/86-	Gasolina	FWD	1295	46	63	01.86-	■	
<b>SAMURAI 09.86-12.95</b>					<b>Closed Off-Road Vehicle (Mini SUV-J Segment)</b>				
1.0 (F10A)	01/90-	Gasolina	RWD	970	33	45	09.89-12.95	■	
1.3 4x4 (G13BA)	-12/93	Gasolina	4WD	1298	47	64	10.91-12.94	■	
1.3 i 4x4	01/92-	Gasolina	4WD	1298	51	69	10.91-12.94	■	
1.3	01/92-	Gasolina	RWD	1324	47	64	09.86-12.94	■	
SUZUKI									
<b>JIMNY III (SN) 01.98-</b>					<b>Open Off-Road Vehicle (Mini SUV-J Segment)</b>				
1.3 16V 4WD (SN413) (G13BB)		Gasolina	4WD	1298	59	80	09.98-	■	
1.3 (SN413) (M13A)		Gasolina	RWD	1328	63	86	08.04-	■	
1.3 4WD (SN413) (M13A)		Gasolina	4WD	1328	63	86	03.13-	■	
<b>JIMNY III / JIMNY SIERRA (SN) 07.98-</b>					<b>Closed Off-Road Vehicle (Mini SUV-J Segment)</b>				
0.7		Gasolina	FWD	658	47	64	09.00-07.04	■	
0.7 4x4		Gasolina	4WD	658	47	64	09.98-07.04	■	
1.0		Gasolina	FWD	970	39	53	09.98-10.03	■	
1.3 16V (SN413) (G13BB)		Gasolina	RWD	1298	59	80	09.98-	■	
1.3 16V 4WD (SN413) (G13BB)		Gasolina	4WD	1298	59	80	09.98-	■	
1.3 4x4 (SN413) (G13BB)		Gasolina	4WD	1298	63	86	09.98-08.00	■	
1.3 16V 4WD (M13A)		Gasolina	4WD	1328	59	80	05.01-	■	
1.3 16V (SN413) (M13A)		Gasolina	RWD	1328	60	82	02.01-	■	
1.3 16V 4WD (SN413) (M13A)		Gasolina	4WD	1328	60	82	02.01-	■	
1.3 4WD (SN413) (M13A)		Gasolina	4WD	1328	62	85	05.14-	■	
1.3 (SN413) (M13A)		Gasolina	RWD	1328	63	86	08.04-	■	
1.3 16V 4x4 (SN413) (M13A)		Gasolina	4WD	1328	63	86	08.05-	■	
1.3 4x4 (SN413) (M13A)		Gasolina	4WD	1328	65	88	09.00-08.02	■	
1.6 VVT		Gasolina	FWD	1586	76	103	05.04-	■	
<b>LJ80 11.77-12.81</b>					<b>Closed Off-Road Vehicle (Compact SUV-J Segment)</b>				
0.8 4x4 (F8A)		Gasolina	4WD	797	29	39	11.77-12.81	■	
<b>LJ80 (OL) 11.77-01.84</b>					<b>Open Off-Road Vehicle (Compact SUV-J Segment)</b>				
0.8 (LJ80) (F8A)		Gasolina	4WD	797	29	39	01.80-01.84	■	
<b>LJ81 11.77-12.81</b>					<b>Pickup (Pick-Up Truck)</b>				
0.8		Gasolina	FWD	797	29	39	11.77-12.81	■	
<b>SAMURAI / JIMNY / SIERRA (SJ_) 09.84-12.04</b>					<b>Closed Off-Road Vehicle (Mini SUV-J Segment)</b>				
1.0 A las 4 ruedas (SJ410) (F10A)	-12/94	Gasolina	4WD	970	33	45	11.88-12.04	■	
1.3 (SJ413) (G13BA)		Gasolina	4WD	1298	49	67	08.89-07.92	■	
1.3 A las 4 ruedas (SJ413, SJ70, SJ80) (G13BA)	-12/92	Gasolina	4WD	1298	51	70	11.88-12.04	■	
1.3 (SJ413) (G13BA)		Gasolina	4WD	1298	52	71	11.88-03.98	■	
1.3 A las 4 ruedas (SJ413, SJ70, SJ80) (G13BA)		Gasolina	4WD	1298	59	80	01.00-12.04	■	
1.3 A las 4 ruedas (SJ413, SJ70, SJ80) (G13A)	-12/92	Gasolina	4WD	1324	44	60	11.88-12.04	■	
1.3 A las 4 ruedas (SJ413, SJ70, SJ80) (G13A)	-12/92	Gasolina	4WD	1324	47	64	11.88-12.04	■	
1.9 D		Diesel	RWD	1870	46	63	09.00-12.04	■	
1.9 D A las 4 ruedas		Diesel	4WD	1870	47	64	11.98-12.04	■	

# LISTA DE APLICACIONES - BUYERS GUIDE

1.9 TD A las 4 ruedas (SJ419TD) (XUD9)		Diesel	4WD	1905	46	63	11.98-12.04	■
<b>SIERRA II (SJ) 09.84-07.99</b>					<b>Open Off-Road Vehicle (Mini SUV-J Segment)</b>			
1.3		Gasolina	FWD	1298	51	69	01.89-07.99	■
1.3		Gasolina	FWD	1324	47	64	09.84-03.90	■
<b>SIERRA II (SJ) 09.81-03.90</b>					<b>Pickup (Mini SUV-J Segment)</b>			
1.0		Gasolina	FWD	970	33	45	09.81-12.88	■
1.0		Gasolina	FWD	970	33	45	12.88-02.00	■
1.3		Gasolina	FWD	1324	47	64	09.84-03.90	■
<b>SJ410 09.79-07.91</b>					<b>Closed Off-Road Vehicle (Mini SUV-J Segment)</b>			
1.0 (SJ410) (F10A)	drum brak.rear axle	Gasolina	4WD	970	33	45	09.81-12.88	■
<b>SJ410 / SIERRA (OS) 09.81-07.91</b>					<b>Open Off-Road Vehicle (Mini SUV-J Segment)</b>			
1.0 (SJ410) (F10A)	drum brak.rear axle	Gasolina	4WD	970	33	45	09.81-07.91	■
<b>SJ413 / SIERRA / SAMURAI (OS) 09.84-03.91</b>					<b>Closed Off-Road Vehicle (Mini SUV-J Segment)</b>			
1.3 (SJ413) (G13A)		Gasolina	4WD	1324	44	60	08.86-08.90	■
1.3 (SJ413) (G13A)		Gasolina	4WD	1324	47	64	09.84-08.90	■
<b>SJ413 / SIERRA / SAMURAI (OS) 08.83-08.88</b>					<b>Open Off-Road Vehicle (Mini SUV-J Segment)</b>			
1.3 (SJ413) (G13A)		Gasolina	4WD	1324	47	64	01.85-12.85	■
<b>SUPER CARRY (ED) 07.85-03.99</b>					<b>Bus (Minibus-M2-Segment)</b>			
1.0 (SK410) (F10A)	RimHo 5	Gasolina	RWD	970	30	41	09.94-03.99	■
1.0 (SK410) (F10A)	RimHo 5	Gasolina	RWD	970	31	42	10.92-03.99	■
1.0 (SK410) (F10A)	RimHo 5	Gasolina	RWD	970	33	45	10.85-03.99	■