


LISTA DE APLICACIONES - BUYERS GUIDE

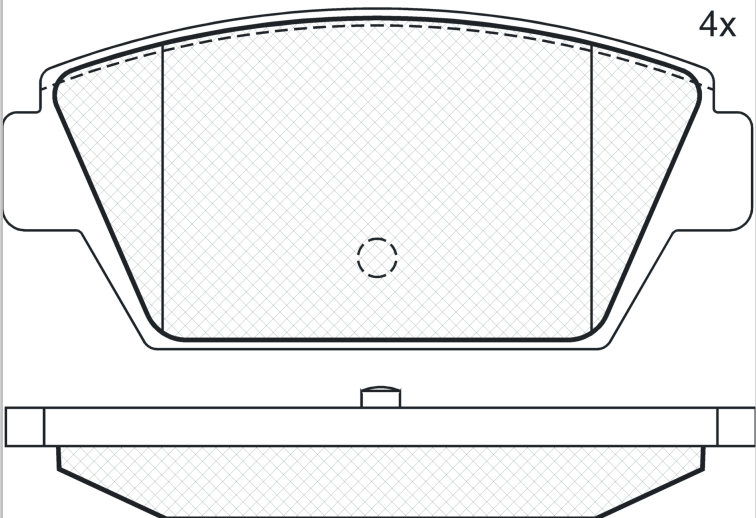
180540




8 424073 009142

Qty: 944 Weight: 829

O.E.M.	MAKE
MB 366 288	MITSUBISHI
MB 377 826	MITSUBISHI
MB 377 874	MITSUBISHI
MB 534 995	MITSUBISHI
MB 699 153	MITSUBISHI
MB 699 154	MITSUBISHI
MB 699 720	MITSUBISHI
MB 699 721	MITSUBISHI
MB 699 723	MITSUBISHI
MB 857 729	MITSUBISHI
MB 857 731	MITSUBISHI
MB 857 732	MITSUBISHI
MB 895 026	MITSUBISHI
MR 128 751	MITSUBISHI
MR 389 561	MITSUBISHI
MR 389 562	MITSUBISHI
MR 389 564	MITSUBISHI
MR 389 566	MITSUBISHI
MZ 690 008E	PLYMOUTH
MZ 690 330	MITSUBISHI
V9118-M011	MITSUBISHI
X3 516 002	MITSUBISHI



180540





Akebono

98x44.55x14.5

WVA	FMSI
21125	D329-7225
	D533-7415

MAKE
MITSUBISHI
PLYMOUTH



Trac.	CC	Kw	CV		
					Front / Rear

MITSUBISHI									
COLT II (C5_A) 10.86-05.92					Hatchback (Supermini car-B Segment)				
1.6 GTi 16V (C53A) (4G61)		Gasolina	FWD	1596	91	124	04.88-05.90	■	
1.8 GTi 16V Cat (C58A) (4G67)	-12/91	Gasolina	FWD	1836	100	136	06.90-05.92		
ECLIPSE I 12.89-03.94					Convertible (Executive car-E Segment)				
1.8		Gasolina	FWD	1755	68	92	12.89-03.94	■	
ECLIPSE I (D2_A) 12.89-12.95					Coupe (Executive car-E Segment)				
1.8 (D21A) (4G37)		Gasolina	FWD	1755	68	92	12.89-03.94	■ ■ ■ ■	
2.0 i 16V (D22A, D27A) (4G63 (DOHC 16V))		Gasolina	FWD	1997	110	150	04.91-11.95		
2.0 i 16V 4WD (D22A, D27A) (4G63 (DOHC 16V))		Gasolina	4WD	1997	110	150	04.91-11.95		
2.0 Turbo (4G63-T (DOHC 16V))		Gasolina	FWD	1997	147	200	12.89-03.94		
GALANT V / SIGMA (E1_A) 10.83-12.90					Saloon (Compact car-C Segment)				
2.0 GLS (E15A) (G63B)	-12/87	Gasolina	FWD	1997	66	90	06.86-04.90	■ ■ ■ ■ ■	
2.0 GLS (E15A) (4G63 (SOHC 8V))	-12/87	Gasolina	FWD	1997	75	102	06.84-04.90		
2.0 Turbo ECi (E15A) (4G63-T (SOHC 8V))	-12/85	Gasolina	FWD	1997	110	150	06.84-04.90		
2.4 GLS (E16A) (G64B)	-12/87	Gasolina	FWD	2351	82	112	07.85-04.90		
2.4 GLS (E16A) (4G64 (8V))	-12/87	Gasolina	FWD	2351	92	125	06.85-04.90		
GALANT VI (E3_A) 11.87-03.93					Saloon (Compact car-C Segment)				
1.8 (E32A) (4G37)		Gasolina	FWD	1755	63	86	11.87-08.90	■ ■ ■ ■	
1.8 (E32A) (4G37)		Gasolina	FWD	1755	66	90	11.87-10.92		
2.0 (E39A, E38A, E33A) (4G63 (SOHC 8V))	01/88-	Gasolina	FWD	1997	80	109	11.87-10.92		
2.0 4WD (E39A, E38A, E33A) (4G63 (SOHC 8V))		Gasolina	4WD	1997	80	109	12.88-10.92		

LISTA DE APLICACIONES - BUYERS GUIDE

2.0 GTi 16V (E39A, E38A, E33A) (4G63 (DOHC 16V))	01/88-	Gasolina	FWD	1997	106	144	11.87-10.92	■
2.0 GTi 16V 4WD (E39A, E38A, E33A) (4G63 (DOHC 16V))		Gasolina	4WD	1997	106	144	06.88-10.92	■
2.0 GTi 16V (E39A, E38A, E33A) (4G63 (DOHC 16V))		Gasolina	FWD	1997	107	145	11.88-10.92	■
2.0 GTi 16V Cat 4WD (E38A, E39A, E33A) (4G63 (DOHC 16V))		Gasolina	4WD	1997	110	150	09.91-10.92	■
GALANT VI / ETERNA (E3_A) 11.88-12.92					Hatchback (Compact car-C Segment)			
1.8 (4G37)		Gasolina	FWD	1755	63	86	11.88-10.92	■
1.8 (E32A) (4G37)		Gasolina	FWD	1755	66	90	11.88-10.92	■
2.0 (E39A, E38A, E33A) (4G63 (SOHC 8V))		Gasolina	FWD	1997	80	109	04.89-10.92	■
2.0 4WD (E33A, E38A, E39A) (4G63 (SOHC 8V))		Gasolina	4WD	1997	80	109	04.89-10.92	■
2.0 GTi 16V (E39A, E38A, E33A) (4G63 (DOHC 16V))		Gasolina	FWD	1997	106	144	11.88-10.92	■
2.0 GTi 16V 4x4 (E38A, E39A, E33A) (4G63 (DOHC 16V))		Gasolina	4WD	1997	106	144	07.89-12.92	■
2.0 GTi 16V (E39A, E38A, E33A) (4G63 (DOHC 16V))		Gasolina	FWD	1997	107	146	11.88-10.92	■
LANCER III (C6_A, C7_A) 04.88-05.94					Hatchback (Supermini car-B Segment)			
1.6 GTi		Gasolina	FWD	1596	91	124	05.88-05.90	■
1.6 16V (C76A, C66A) (4G92 (SOHC 16V))		Gasolina	FWD	1597	83	113	06.92-05.94	■
1.8 GTi 16V (C68A) (4G67)		Gasolina	FWD	1836	100	136	11.89-05.92	■
LANCER II-III (C6_A, C7_A) 04.88-12.97					Saloon (Supermini car-B Segment)			
1.6 GLX (C63A) (4G61)		Gasolina	FWD	1596	91	124	08.89-08.92	■
1.6 GTi (C63A) (4G61)		Gasolina	FWD	1596	91	124	05.88-05.90	■
MIRAGE III (C5_ - C8_) 01.87-12.91					Hatchback (Supermini car-B Segment)			
1.6 Turbo	-12/90	Gasolina	FWD	1596	107	145	06.88-11.91	■
1.6 Gti (C53A) (4G61)	01/89-	Gasolina	FWD	1597	92	125	06.88-11.91	■
PLYMOUTH								
LASER 09.89-12.94					Hatchback (Compact car-C Segment)			
2.0 ABS	01/89-	Gasolina	FWD	1995	101	137	09.89-	■
2.0 Turbo ABS	01/89-	Gasolina	FWD	1995	146	198	09.89-	■