

LISTA DE APLICACIONES - BUYERS GUIDE

180612

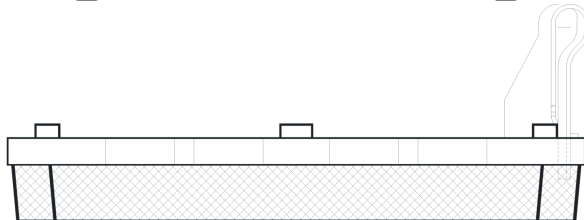
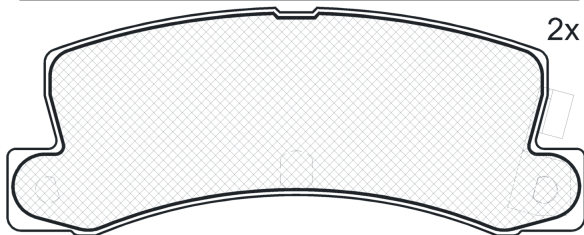
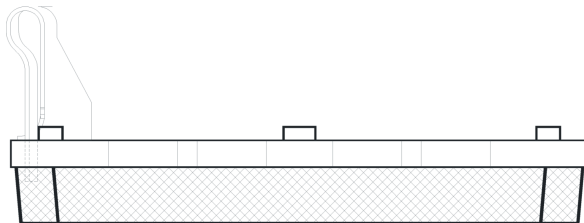
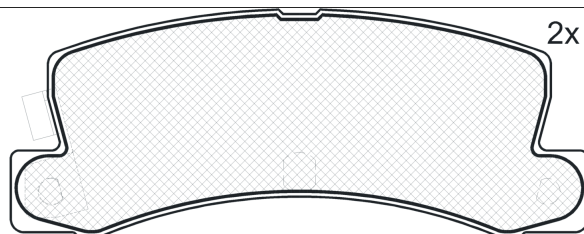


8 424073 009333

Qty: 944

Weight: 910

O.E.M.	MAKE
04466-12020	TOYOTA
04466-12030	TOYOTA
04466-12031	TOYOTA
04466-12040	TOYOTA
04466-12070	TOYOTA
04466YZZC5	TOYOTA
04492-02010	TOYOTA
04492-02011	TOYOTA
04492-02012	TOYOTA
04492-12040	TOYOTA
04492-12041	TOYOTA
04492-12042	TOYOTA
04492-12050	TOYOTA
04492-12051	TOYOTA
04492-12052	TOYOTA
04492-12060	TOYOTA
04492-12070	TOYOTA
04492-12090	TOYOTA
1802 8939	CHEVROLET
9484 4852	CHEVROLET
9484 7234	CHEVROLET
9485 1492	CHEVROLET



180612

E 9 90R-01110/1380



Akebono

107.7x42.6x15.5

WVA	FMSI
20076	D352-7245
20077	
MAKE	
CHEVROLET	
HOLDEN	
TOYOTA	



Trac.	CC	Kw	CV			Front / Rear
-------	----	----	----	--	--	--------------

CHEVROLET

NOVA IV 09.73-12.79

Hatchback (Compact car-C Segment)

All models	01/85-	Gasolina	FWD			09.73-	■
------------	--------	----------	-----	--	--	--------	---

HOLDEN

NOVA (LE) 08.89-11.92

Hatchback (Compact car-C Segment)

1.8 LG	01/94-	Gasolina	FWD	1795		08.89-	■
--------	--------	----------	-----	------	--	--------	---

TOYOTA

COROLLA V (_E8_) 05.82-05.89

Hatchback (Supermini car-B Segment)

1.3 (EE80) (2E)		Gasolina	FWD	1295	60	82	08.83-04.87	■
1.3 (EE80) (2E-L)		Gasolina	FWD	1296	55	75	01.85-08.87	■
1.3 (EE80) (2E-LC)		Gasolina	FWD	1296	55	75	01.85-08.87	■
1.6 (AE82) (4A-L)		Gasolina	FWD	1587	62	84	06.83-08.87	■
1.6 (AE82_, AE82R) (4A-L)		Gasolina	FWD	1587	63	86	07.85-05.88	■

COROLLA V (_E8_) 06.83-06.89

Saloon (Supermini car-B Segment)

1.3 (EE80) (2E-L)		Gasolina	FWD	1295	55	75	10.84-08.87	■
1.3 (EE80) (2E-LC)		Gasolina	FWD	1295	55	75	10.84-08.87	■
1.3 (EE80) (2E)		Gasolina	FWD	1295	60	82	08.83-04.87	■
1.6 (AE82) (4A-L)		Gasolina	FWD	1587	62	84	06.83-08.87	■

COROLLA V / COROLLA SPRINTER (AE86) 05.83-07.87

Coupe (Supermini car-B Segment)

1.6 GT 16V (AE86) (4A-GE)		Gasolina	RWD	1587	91	124	08.83-07.87	■
---------------------------	--	----------	-----	------	----	-----	-------------	---

COROLLA V Compact (E8B) 08.84-05.88

Hatchback (Supermini car-B Segment)

1.3 (EE80) (2E)		Gasolina	FWD	1295	60	82	10.84-04.87	■
-----------------	--	----------	-----	------	----	----	-------------	---

LISTA DE APLICACIONES - BUYERS GUIDE

1.3 (EE80_, EE80) (2E-L)		Gasolina	FWD	1296	55	75	09.85-08.87	■	
1.6 (4A-C)		Gasolina	FWD	1587	55	75	08.84-08.87	■	
COROLLA VI (_E9_) 05.87-04.97							Hatchback (Compact executive car-D Segment)		
1.5 (AE91_, AE91)		Gasolina	FWD	1496	92	125	11.89-04.92	■	
1.5		Gasolina	FWD	1497	85	116	11.89-04.92	■	
1.5		Gasolina	FWD	1497	92	125	08.90-04.92	■	
1.6 (AE92) (4A-FE)		Gasolina	FWD	1587	77	105	08.89-04.92	■	
1.6 4WD (4A-FE)		Gasolina	4WD	1587	77	105	09.89-05.92	■	
1.6 GTI (AE92_, AE92R) (4A-GE)	-12/92	Gasolina	FWD	1587	92	125	07.87-06.93	■	
COROLLA VI (_E9_) 05.87-09.99							Saloon (Compact executive car-D Segment)		
All models	01/89-	Gasolina	FWD				05.87-	■	
All models 4WD	01/87-	Gasolina	FWD				05.87-	■	
1.5 (AE91) (5A-FE)		Gasolina	FWD	1496	92	125	11.89-04.92	■	
1.5		Gasolina	FWD	1497	92	125	08.90-04.92	■	
1.5 DX		Gasolina	FWD	1498	85	116	08.87-05.91	■	
1.6 GL 4WD (AE95) (4A-F)	01/89-	Gasolina	4WD	1587	70	95	10.87-08.90	■	
1.6 i (AE92) (4A-FE)		Gasolina	FWD	1587	77	105	05.87-05.92	■	
1.6 i 4WD (AE92_, AE92R) (4A-FE)		Gasolina	4WD	1587	77	105	10.87-08.90	■	
1.6 (AE92) (4A-GE)		Gasolina	FWD	1587	85	116	05.87-04.94	■	
COROLLA VI Compact (_E9_) 05.87-10.95							Hatchback (Compact executive car-D Segment)		
1.5 (AE91_, AE91)		Gasolina	FWD	1496	92	125	11.89-04.92	■	
1.5		Gasolina	FWD	1497	85	116	11.89-04.92	■	
1.5		Gasolina	FWD	1497	92	125	08.90-04.92	■	
1.6 GL 4WD (AE95) (4A-F)	01/89-	Gasolina	4WD	1587	70	95	10.87-08.90	■	
1.6 i (AE92) (4A-FE)		Gasolina	FWD	1587	77	105	08.89-04.92	■	
1.6 GTi (AE92, AE93) (4A-GE)		Gasolina	FWD	1587	85	116	08.87-10.94	■	
COROLLA VI Station Wagon (_E9_) 05.87-10.95							Estate (Compact executive car-D Segment)		
1.6 4WD (AE95) (4A-FE)		Gasolina	4WD	1587	77	105	04.88-10.95	■	
1.6 XLI (AE92_, AE92R) (4A-FE)		Gasolina	FWD	1587	77	105	11.89-06.92	■	
COROLLA VII (_E10_) 09.91-04.98							Estate (Compact executive car-D Segment)		
1.8 (AE103) (7A-FE)	-12/95	Gasolina	FWD	1762	81	110	09.92-04.97	■	
1.8 16V 4WD (AE103_, AE103) (7A-FE)	-12/95	Gasolina	4WD	1762	81	110	09.95-04.97	■	
1.8 XL		Gasolina	FWD	1762	88	120	09.92-11.93	■	
1.8 XL 4WD		Gasolina	4WD	1762	88	120	09.92-11.93	■	
1.8	-12/95	Gasolina	FWD	1838	92	125	08.95-04.97	■	
COROLLA VII (_E10_) 05.92-12.99							Hatchback (Compact executive car-D Segment)		
1.8 GT (AE102_, AE102R) (7A-FE)		Gasolina	FWD	1762	86	117	11.92-05.95	■	
1.8 GTI		Gasolina	FWD	1762	92	125	05.92-07.95	■	
COROLLA VII Compact / COROLLA SECCA (_E10_) 05.92-12.99							Hatchback (Compact executive car-D Segment)		
1.8 GT (AE102_, AE102R) (7A-FE)		Gasolina	FWD	1762	86	117	11.92-05.95	■	
1.8 GTi 4WD (AE103) (7A-FE)		Gasolina	4WD	1762	92	125	05.92-07.95	■	
COROLLA VII LEVIN (_E10_) 06.91-08.97							Coupe (Compact executive car-D Segment)		
1.5 S	-12/95	Gasolina	FWD	1497	73	99	06.91-08.97	■	
1.6 GT (AE101) (4A-FE)	-12/95	Gasolina	FWD	1587	85	116	06.91-08.97	■	
1.6 GT-Z (AE101) (4A-GZE)	-12/95	Gasolina	FWD	1587	125	170	06.91-08.97	■	

LISTA DE APLICACIONES - BUYERS GUIDE

						Estate (Compact executive car-D Segment)				
COROLLA VIII (_E11_) 04.97-10.01										
1.4 (EE111_, EE111R) (4E-FE)	-12/99	Gasolina	FWD	1332	63	86	04.97-02.00	■		
1.4 16V (ZZE111_, ZZE111R) (4ZZ-FE)	-12/00	Gasolina	FWD	1398	71	97	02.00-10.01	■		
1.6 Aut. (AE111_, AE111R) (4A-FE)	-12/99	Gasolina	FWD	1587	79	107	04.97-02.00	■		
1.6 (AE111_, AE111R) (4A-FE)	-12/99	Gasolina	FWD	1587	81	110	04.97-02.00	■		
1.6 16V (ZZE112_, ZZE112R) (3ZZ-FE)	-12/00	Gasolina	FWD	1598	81	110	02.00-10.01	■		
1.9 D (WZE110_, WZE110R) (1WZ)		Diesel	FWD	1867	51	69	02.00-10.01	■		
2.0 D (CE110_, CE110R) (2C-E)	01/98-	Diesel	FWD	1975	53	72	04.97-02.00	■		
COROLLA VIII (_E11_) 04.97-01.02						Hatchback (Compact executive car-D Segment)				
1.4 (EE111_, EE111R) (4E-FE)		Gasolina	FWD	1332	63	86	05.97-09.99	■		
1.4 (ZZE111_, ZZE111R) (4ZZ-FE)	-12/00	Gasolina	FWD	1398	71	97	10.99-01.02	■		
1.6 Aut. (AE111_) (4A-FE)	-12/99	Gasolina	FWD	1587	79	107	05.97-02.00	■		
1.6 (AE111_, AE111R) (4A-FE)	-12/99	Gasolina	FWD	1587	81	110	05.97-08.01	■		
1.6 (ZZE112_, ZZE112R) (3ZZ-FE)	-12/00	Gasolina	FWD	1598	81	110	02.00-01.02	■		
1.9 D (WZE110_, WZE110R) (1WZ)		Diesel	FWD	1867	51	69	02.00-01.02	■		
2.0 D (CE110) (2C-E)	01/98-	Diesel	FWD	1975	53	72	04.97-02.00	■		
2.0 D-4D (CDE110_, CDE110R) (1CD-FTV)		Diesel	FWD	1995	66	90	09.00-01.02	■		
COROLLA VIII (_E11_) 05.95-02.03						Saloon (Compact executive car-D Segment)				
1.3 (EE111_) (4E-FE)		Gasolina	FWD	1332	63	86	05.97-09.99	■		
1.4 (EE111_, EE111R) (4E-FE)		Gasolina	FWD	1332	63	86	05.97-09.99	■		
1.4 16V (ZZE111_, ZZE111R) (4ZZ-FE)	-12/00	Gasolina	FWD	1398	71	97	02.00-11.01	■		
1.5	-12/00	Gasolina	FWD	1497	78	106	09.99-10.01	■		
1.6 Aut. (AE111_, AE111R) (4A-FE)	-12/99	Gasolina	FWD	1587	79	107	04.97-02.00	■		
1.6	-12/99	Gasolina	FWD	1587	81	110	04.97-02.00	■		
1.6 (AE111) (4A-FE)		Gasolina	FWD	1587	81	110	05.95-02.00	■		
1.6 16V (ZZE112_, ZZE112R)	-12/00	Gasolina	FWD	1598	81	110	08.99-12.01	■		
1.6 16V (ZZE112_, ZZE112R) (3ZZ-FE)	-12/00	Gasolina	FWD	1598	81	110	08.99-12.01	■		
1.8	-12/00	Gasolina	FWD	1762	81	110	10.97-10.01	■		
2.0 D (CE110_, CE110R) (2C-E)	01/98-	Diesel	FWD	1975	53	72	04.97-02.00	■		
COROLLA VIII Compact (_E11_) 04.97-01.02						Hatchback (Compact executive car-D Segment)				
1.4 (EE111_, EE111R) (4E-FE)		Gasolina	FWD	1332	63	86	05.97-09.99	■		
1.4 (ZZE111_, ZZE111R) (4ZZ-FE)	-12/00	Gasolina	FWD	1398	71	97	10.99-01.02	■		
1.5	-12/00	Gasolina	FWD	1497	78	106	09.99-10.01	■		
1.6 Aut. (AE111_, AE111R) (4A-FE)	-12/99	Gasolina	FWD	1587	79	107	05.97-02.00	■		
1.6 (AE111_) (4A-FE)	-12/99	Gasolina	FWD	1587	81	110	05.97-02.00	■		
1.9 D (WZE110_, WZE110R) (1WZ)		Diesel	FWD	1867	51	69	02.00-01.02	■		
2.0 D (CE110_, CE110R) (2C-E)	01/98-	Diesel	FWD	1975	53	72	04.97-02.00	■		
2.0 D-4D (CDE110_, CDE110R) (1CD-FTV)		Diesel	FWD	1995	66	90	09.00-01.02	■		
SPRINTER V 06.83-07.87						Coupe (Compact executive car-D Segment)				
1.3		Gasolina	FWD	1295	55	75	06.83-07.87	■		
1.6		Gasolina	FWD	1587	54	73	10.84-07.87	■		
SPRINTER V 06.83-07.87						Hatchback (Compact executive car-D Segment)				
1.3		Gasolina	FWD	1295	55	75	06.83-07.87	■		
SPRINTER VI (_E9_) 05.87-05.92						Saloon (Compact executive car-D Segment)				
1.5		Gasolina	FWD	1498	92	125	08.87-05.92	■		
1.6		Gasolina	FWD	1587	77	105	08.87-04.92	■		
1.6		Gasolina	FWD	1587	77	105	10.88-04.92	■		

LISTA DE APLICACIONES - BUYERS GUIDE

SPRINTER VII (_E1_) 06.91-11.02					Saloon (Compact executive car-D Segment)			
1.3	01/97-	Gasolina	FWD	1332	65	88	06.91-11.00	■
1.5 (AE100_, AE100) (5A-FE)		Gasolina	FWD	1498	74	101	06.91-11.02	■
1.5		Gasolina	FWD	1498	105	143	06.91-08.97	■
1.6	-12/97	Gasolina	FWD	1587	100	136	04.95-11.00	■
1.6		Gasolina	FWD	1587	136	185	06.91-08.97	■
1.6		Gasolina	FWD	1587	170	231	06.91-08.97	■
1.8		Gasolina	FWD	1762	81	110	11.92-04.97	■
1.8		Gasolina	FWD	1838	92	125	04.95-11.02	■
SPRINTER VII CIELO (_E1_) 06.91-11.02					Hatchback (Compact executive car-D Segment)			
1.3	01/97-	Gasolina	FWD	1332	65	88	06.92-11.00	■
1.5		Gasolina	FWD	1498	74	101	04.97-11.02	■
1.5		Gasolina	FWD	1498	77	105	06.92-07.97	■
1.6	-12/97	Gasolina	FWD	1587	100	136	04.95-11.00	■
1.6		Gasolina	FWD	1587	136	185	05.92-07.97	■
1.6		Gasolina	FWD	1587	170	231	05.92-07.97	■
1.8		Gasolina	FWD	1762	81	110	11.92-04.97	■
1.8		Gasolina	FWD	1838	92	125	04.95-11.02	■
SPRINTER CARIB VI (_E9_) 11.87-07.95					Estate (Compact executive car-D Segment)			
1.6 4WD (AE95G_, AE95G) (4A-F)		Gasolina	4WD	1587	68	92	11.87-10.89	■
1.6 4WD (AE95G_, AE95G)		Gasolina	4WD	1587	74	101	11.87-05.92	■
1.6		Gasolina	FWD	1587	80	109	11.87-10.89	■
1.6	01/89-	Gasolina	FWD	1587	82	111	09.88-07.95	■
SPRINTER CARIB VII (AE11_) 06.92-11.02					Estate (Compact executive car-D Segment)			
1.6 (AE111) (4A-FE)		Gasolina	FWD	1587	81	110	08.95-10.01	■
1.8		Gasolina	FWD	1762	81	110	11.92-04.97	■
1.8		Gasolina	FWD	1762	85	116	08.95-10.01	■
1.8		Gasolina	FWD	1762	85	116	08.95-10.01	■
1.8 5D	01/94-	Gasolina	FWD	1795			08.95-	■
1.8		Gasolina	FWD	1838	92	125	04.95-11.02	■