


LISTA DE APLICACIONES - BUYERS GUIDE

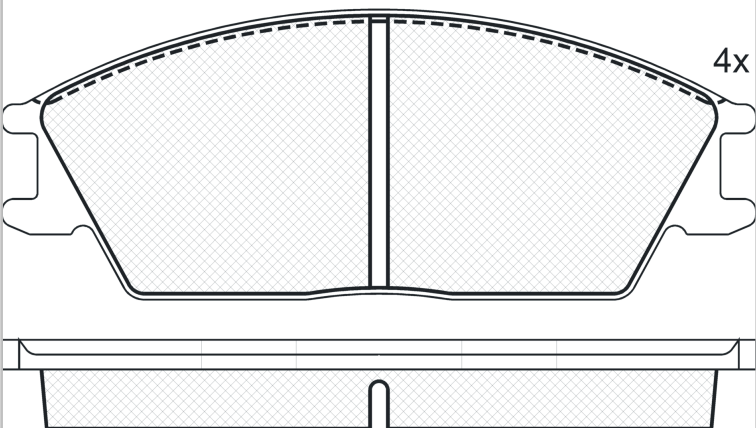
180616



8 424073 009364


Qty: 300 Weight: 1.170

O.E.M.	MAKE
58101-24A00	HYUNDAI
58101-32300	HYUNDAI
58101-32310	HYUNDAI
58101-32B00	HYUNDAI



180616

E 9

90R-01111/1090


127.5x49x15

WVA	FMSI
21012	D404-7293

MAKE
 HYUNDAI



Trac.	CC	Kw	CV	
				 
				Front / Rear

HYUNDAI

PONY III / EXCEL (X-2) 10.89-01.95					Hatchback (Supermini car-B Segment)				
1.3 (G4DG)	-12/90	Gasolina	FWD	1298	43	58	10.89-01.95	■	
1.3 (G4DG)	-12/90	Gasolina	FWD	1298	49	67	10.89-01.95	■	
1.3		Gasolina	FWD	1298	51	69	12.89-07.91	■	
1.5 (G15B)	-12/90	Gasolina	FWD	1468	53	72	10.89-01.95	■	
1.5 (G4DJ)	-12/90	Gasolina	FWD	1468	53	72	10.89-01.95	■	
1.5 i (G15B)	-12/90	Gasolina	FWD	1468	61	83	10.89-01.95	■	
1.5 i (G4DJ)	-12/90	Gasolina	FWD	1468	61	83	10.89-01.95	■	
1.5 i (G15B)	-12/90	Gasolina	FWD	1468	62	84	10.89-01.95	■	
1.5 i (G4DJ)	-12/90	Gasolina	FWD	1468	62	84	10.89-01.95	■	
PONY III / EXCEL (X-2) 04.89-01.95					Saloon (Supermini car-B Segment)				
1.3 (G4DG)		Gasolina	FWD	1298	48	65	12.92-09.94	■	
1.3 (G4DG)	-12/90	Gasolina	FWD	1298	49	67	01.90-01.95	■	
1.3 (G4DG)		Gasolina	FWD	1298	51	69	09.89-08.94	■	
1.5 (G15B)	-12/90	Gasolina	FWD	1468	53	72	01.90-01.95	■	
1.5 (G4DJ)	-12/90	Gasolina	FWD	1468	53	72	01.90-01.95	■	
1.5 i (G15B)	-12/90	Gasolina	FWD	1468	61	83	01.90-01.95	■	
1.5 i (G4DJ)	-12/90	Gasolina	FWD	1468	61	83	01.90-01.95	■	
1.5 i (G15B)	-12/90	Gasolina	FWD	1468	62	84	01.90-01.95	■	
1.5 i (G4DJ)	-12/90	Gasolina	FWD	1468	62	84	01.90-01.95	■	
S COUPE (SLC) 02.90-05.96					Coupe (Compact car-C Segment)				
1.5 GS (G4DJ)	-12/91	Gasolina	FWD	1468	57	78	03.90-12.92	■	
1.5 i (G4DJ)	-12/91	Gasolina	FWD	1468	62	84	02.90-05.96	■	

LISTA DE APLICACIONES - BUYERS GUIDE

STELLAR (F31_, SF2_) 10.83-12.91					Saloon (Executive car-E Segment)			
1.6 (G32B)	01/87-	Gasolina	RWD	1597	56	76	10.83-12.91	■
2.0 GSL (4G63)		Gasolina	RWD	1997	61	83	09.86-12.89	■
2.0 GSL (4G63)		Gasolina	RWD	1997	74	101	09.86-12.89	■