


# LISTA DE APLICACIONES - BUYERS GUIDE

## 180692

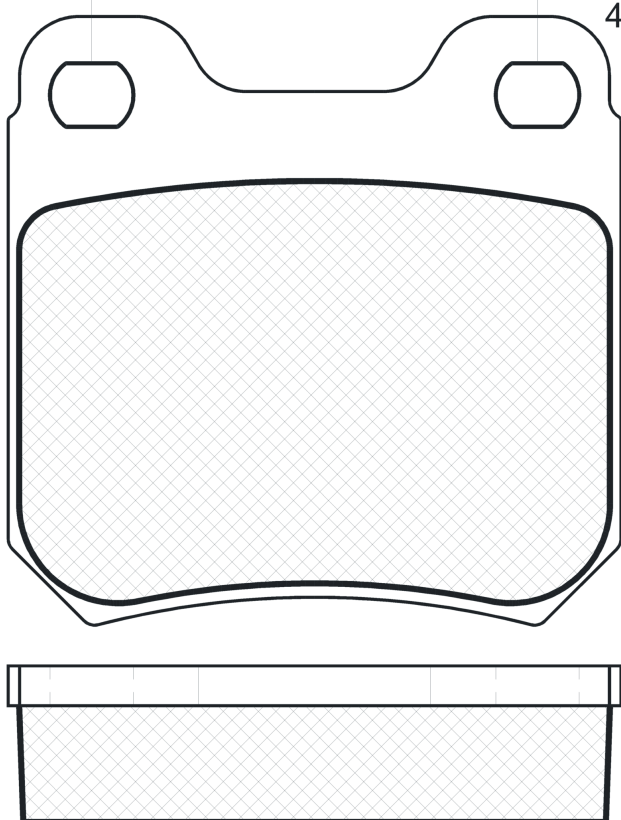


8 424073 009760

Qty: 944      Weight: 700


O.E.M.	MAKE
16 05 005	OPEL
16 05 006	OPEL
16 05 026	OPEL
16 05 031	OPEL
16 05 047	OPEL
16 05 617	OPEL
16 05 618	OPEL
16 05 687	OPEL
16 05 786	OPEL
16 05 799	VAUXHALL
16 05 879	OPEL
16 05 883	OPEL
16 05 924	OPEL
86 71 019 168	RENAULT
90 251 457	VAUXHALL
90 273 260	VAUXHALL
90 425 480	VAUXHALL
90 485 138	OPEL
90 487 271	VAUXHALL
90 540 177	VAUXHALL
9048 7271	CADILLAC
91 92 126	OPEL
91 921 25	VAUXHALL
92 01 354	OPEL
93 169 001	OPEL

44.90



4x

## 180692



**E1 90R-01100/067**

Ate - Teves

61.8x61.25x15.7

WVA	FMSI
21050	D709-7614
86 60 004 503	

MAKE
CADILLAC
CHEVROLET
HOLDEN
OPEL
SATURN
VAUXHALL



Trac.	CC	Kw	CV
-------	----	----	----



## CADILLAC

### CATERA (U.S.A.) 09.96-12.01

### Saloon (Executive car-E Segment)

3.0 24V	01/97-	Gasolina	FWD	2995	148	202	09.96-	■
3.0 24V	01/97-	Gasolina	FWD	2995	148	202	09.96-	■

## CHEVROLET

### OMEGA 09.91-12.98

### Saloon (Executive car-E Segment)

2.0 (LE4(122CUL4))		Gasolina	RWD	1998	85	116	01.92-03.93	■
2.9 GLS		Gasolina	RWD	2935	107	145	10.92-07.97	■

### VECTRA 03.96-11.06

### Saloon (Large family car-D Segment)

2.2 Elegance (LA9)		Gasolina	FWD	2198	101	137	12.97-06.05	■
2.2 (LA9)		Gasolina	FWD	2198	102	139	05.98-12.05	■

## HOLDEN

### VECTRA (JR) 06.97-12.98

### Hatchback (Large family car-D Segment)

2.5 JS, JR	01/97-	Gasolina	FWD	2495	125	170	06.97-	■
------------	--------	----------	-----	------	-----	-----	--------	---

### VECTRA (JS) 08.98-12.02

### Saloon (Large family car-D Segment)

2.6 i V6		Gasolina	FWD	2597	125	170	07.00-07.02	■
----------	--	----------	-----	------	-----	-----	-------------	---

## OPEL

### OMEGA A (V87) 09.86-05.94

### Estate (Executive car-E Segment)

1.8 N (F35, M35) (18 NV)		Gasolina	RWD	1796	60	82	09.86-08.87	■
1.8 N (F35, M35) (18 SV)		Gasolina	RWD	1796	63	86	11.86-09.88	■
1.8 (F35, M35) (E 18 NVR)		Gasolina	RWD	1796	65	88	09.87-03.94	■
1.8 S (F35, M35) (18 SV)	-12/88	Gasolina	RWD	1796	66	90	09.86-03.94	■

# LISTA DE APLICACIONES - BUYERS GUIDE

1.8 (F35, M35) (18 SEH)	-12/88	Gasolina	RWD	1796	85	115	09.86-03.94	■
2.0 i (F35, M35) (C 20 NEJ)		Gasolina	RWD	1998	73	99	09.90-03.94	■
2.0 (F35, M35) (C 20 NEF)		Gasolina	RWD	1998	74	100	09.90-03.94	■
2.0 (F35, M35) (C 20 NE)		Gasolina	RWD	1998	85	116	09.87-04.94	■
2.0 i (F35, M35) (C 20 NE)	-12/88	Gasolina	RWD	1998	85	115	09.86-04.94	■
2.0 (F35, M35) (20 SE)	-12/88	Gasolina	RWD	1998	90	122	09.86-03.94	■
2.4 i (F35, M35) (C 24 NE)	-12/88	Gasolina	RWD	2410	92	125	09.88-03.94	■
2.6		Gasolina	FWD	2580	135	184	09.87-04.94	■
2.6 i (F35, M35) (C 26 NE)	-12/90	Gasolina	RWD	2594	110	150	09.90-03.94	■
3.0 (F35, M35) (C 30 LE)	-12/90	Gasolina	RWD	2969	115	156	03.87-03.94	■
3.0 (F35, M35) (30 NE)		Gasolina	RWD	2969	130	177	03.87-09.90	■
3.0 Cat (F35, M35) (C 30 NE)	-12/90	Gasolina	RWD	2969	130	177	03.87-03.94	■
3.0 24V (F35, M35) (C 30 SEJ)	-12/90	Gasolina	RWD	2969	147	200	09.89-03.94	■
3.0 24V Omega 3000 (F35, M35) (C 30 SE)		Gasolina	RWD	2969	150	204	09.88-04.94	■
2.3 D (F35, M35) (23 YD)	-12/89	Diesel	RWD	2260	54	73	09.86-03.94	■
2.3 TD (F35, M35) (23 YDT)		Diesel	RWD	2260	66	90	09.86-08.88	■
2.3 TD Interc. (F35, M35) (23 DTR)	-12/89	Diesel	RWD	2260	74	100	09.88-03.94	■
<b>OMEGA A (V87) 09.86-05.94</b>					<b>Saloon (Executive car-E Segment)</b>			
1.8 N (F19, M19, N19) (18 NV)		Gasolina	RWD	1796	60	82	09.86-08.87	■
1.8 N (F19, M19, N19) (18 SV)		Gasolina	RWD	1796	63	86	11.86-09.88	■
1.8 (F19, M19, N19) (E 18 NVR)	01/89-	Gasolina	RWD	1796	65	88	09.87-03.94	■
1.8 S (F19, M19, N19) (18 NV)	01/89-	Gasolina	RWD	1796	66	90	09.86-03.94	■
1.8 S (F19, M19, N19) (18 SV)	01/89-	Gasolina	RWD	1796	66	90	09.86-03.94	■
1.8 (F19, M19, N19) (18 SEH)	01/89-	Gasolina	RWD	1796	85	115	09.86-03.94	■
2.0 (F19, M19, N19) (C 20 NEJ)		Gasolina	RWD	1998	73	99	09.90-03.94	■
2.0 (F19, M19, N19) (C 20 NEF)		Gasolina	RWD	1998	74	100	09.90-03.94	■
2.0 (F19, M19, N19)	01/89-	Gasolina	RWD	1998	85	116	09.87-04.94	■
2.0 i (F19, M19, N19) (C 20 NE)	01/89-	Gasolina	RWD	1998	85	115	09.86-03.94	■
2.0 (F19, M19, N19) (20 SE)	01/89-	Gasolina	RWD	1998	90	122	09.86-03.94	■
2.4 i (F19, M19, N19) (C 24 NE)	01/89-	Gasolina	RWD	2410	92	125	09.88-03.94	■
2.6 i (F19, M19, N19) (C 26 NE)	-12/90	Gasolina	RWD	2594	110	150	09.90-03.94	■
3.0 (3000) (F19, M19, N19) (C 30 LE)		Gasolina	RWD	2969	115	156	03.87-12.87	■
3.0 (3000) (F19, M19, N19) (30 NE)		Gasolina	RWD	2969	130	177	03.87-09.90	■
3.0 (3000) Cat (F19, M19, N19) (C 30 NE)	-12/90	Gasolina	RWD	2969	130	177	03.88-03.94	■
3.0 24V (3000) (F19, M19, N19) (C 30 SEJ)		Gasolina	RWD	2969	147	200	09.89-03.94	■
3.0 24V (3000) (F19, M19, N19) (C 30 SE)		Gasolina	RWD	2969	150	204	09.89-03.94	■
3.0 24V Evolution500 (F19, M19, N19) (C 30 XEI)		Gasolina	RWD	2969	169	230	03.91-07.92	■
3.6 24V Lotus (F19, M19, N19) (C 36 GET)		Gasolina	RWD	3638	277	377	08.90-09.92	■
2.3 D (F19, M19, N19) (23 YD)	01/88-	Diesel	RWD	2260	54	73	10.86-03.94	■
2.3 TD Interc. (F19, M19, N19) (23 DTR)	-12/89	Diesel	RWD	2260	74	100	08.88-03.94	■
<b>OMEGA B (V94) 03.94-07.03</b>					<b>Estate (Executive car-E Segment)</b>			
2.0 (F35, M35, P35)		Gasolina	RWD	1984	90	122	05.94-05.99	■
2.0 (F35, M35, P35) (X 20 SE)		Gasolina	RWD	1998	85	116	03.94-09.99	■
2.0 16V (F35, M35, P35) (X 20 XEV)		Gasolina	RWD	1998	100	136	03.94-09.99	■
2.2 16V (F35, M35, P35) (Y 22 XE)		Gasolina	RWD	2198	106	144	09.99-07.03	■
2.2 16V (F35, M35, P35) (Z 22 XE)		Gasolina	RWD	2198	106	144	09.99-07.03	■
2.5 V6 (F35, M35, P35) (X 25 XE)		Gasolina	RWD	2498	125	170	03.94-09.00	■
2.6		Gasolina	FWD	2580	138	188	05.94-05.99	■
2.6 V6 (F35, M35, P35) (Y 26 SE)		Gasolina	RWD	2597	132	180	09.00-07.03	■
3.0 V6 (F35, M35, P35) (X 30 XE)		Gasolina	RWD	2962	155	211	04.94-02.01	■

# LISTA DE APLICACIONES - BUYERS GUIDE

3.2 V6 (F35, M35, P35) (Y 32 SE)		Gasolina	RWD	3175	160	218	02.01-07.03	■
2.0 DTI 16V (F35, M35, P35) (X 20 DTH)		Diesel	RWD	1995	74	101	09.97-09.00	■
2.2 DTI 16V (F35, M35, P35) (Y 22 DTH)		Diesel	RWD	2171	81	110	09.00-07.03	■
2.2 DTI 16V (F35, M35, P35) (Y 22 DTH)		Diesel	RWD	2171	88	120	09.00-07.03	■
2.5 TD (F35, M35, P35) (U 25 DT)		Diesel	RWD	2498	96	131	04.94-07.01	■
2.5 TD (F35, M35, P35) (U 25 TD)		Diesel	RWD	2498	96	131	04.94-07.01	■
2.5 TD (F35, M35, P35) (X 25 DT)		Diesel	RWD	2498	96	131	04.94-07.01	■
2.5 TD (F35, M35, P35) (X 25 TD)		Diesel	RWD	2498	96	131	04.94-07.01	■
2.5 DTI (F35, M35, P35) (Y 25 DT)		Diesel	RWD	2498	110	150	09.01-07.03	■
2.5 DTI (F35, M35, P35) (Y 25 TD)		Diesel	RWD	2498	110	150	09.01-07.03	■
<b>OMEGA B (V94) 03.94-12.05</b>					<b>Saloon (Executive car-E Segment)</b>			
2.0 (F69, M69, P69)		Gasolina	RWD	1984	90	122	05.94-05.99	■
2.0 (F69, M69, P69) (X 20 SE)		Gasolina	RWD	1998	85	116	03.94-09.99	■
2.0 (F69, M69, P69) (20 SE)	-12/99	Gasolina	RWD	1998	85	115	03.94-12.00	■
2.0 16V (F69, M69, P69) (X 20 XEV)		Gasolina	RWD	1998	100	136	03.94-09.99	■
2.2 16V (F69, M69, P69) (Y 22 XE)		Gasolina	RWD	2198	106	144	09.99-07.03	■
2.2 16V (F69, M69, P69) (Z 22 XE)		Gasolina	RWD	2198	106	144	09.99-07.03	■
2.5 V6 (F69, M69, P69) (X 25 XE)		Gasolina	RWD	2498	125	170	03.94-09.00	■
2.6 V6 (F69, M69, P69) (Y 26 SE)		Gasolina	RWD	2597	132	180	09.00-07.03	■
3.0 V6 (F69, M69, P69) (X 30 XE)		Gasolina	RWD	2962	155	211	04.94-02.01	■
3.2 V6 (F69, M69, P69) (Y 32 SE)		Gasolina	RWD	3175	160	218	02.01-07.03	■
2.0 DTI 16V (F69, M69, P69) (X 20 DTH)		Diesel	RWD	1995	74	101	09.97-09.00	■
2.2 DTI 16V (F69, M69, P69) (Y 22 DTH)		Diesel	RWD	2171	81	110	09.00-07.03	■
2.2 DTI 16V (F69, M69, P69) (Y 22 DTH)		Diesel	RWD	2171	88	120	09.00-07.03	■
2.5 D (F69, M69, P69) (X 25 DT)		Diesel	RWD	2498	96	131	05.94-05.99	■
2.5 D (F69, M69, P69) (X 25 TD)		Diesel	RWD	2498	96	131	05.94-05.99	■
2.5 TD (F69, M69, P69) (U 25 DT)		Diesel	RWD	2498	96	130	04.94-07.03	■
2.5 TD (F69, M69, P69) (U 25 TD)		Diesel	RWD	2498	96	130	04.94-07.03	■
2.5 TD (F69, M69, P69) (X 25 DT)		Diesel	RWD	2498	96	130	04.94-07.03	■
2.5 TD (F69, M69, P69) (X 25 TD)		Diesel	RWD	2498	96	130	04.94-07.03	■
2.5 DTI (F69, M69, P69) (Y 25 DT)		Diesel	RWD	2498	110	150	09.01-07.03	■
2.5 DTI (F69, M69, P69) (Y 25 TD)		Diesel	RWD	2498	110	150	09.01-07.03	■
<b>SENATOR A (29_) 02.78-08.87</b>					<b>Saloon (Luxury car-F Segment)</b>			
2.5 E (25 E)		Gasolina	RWD	2490	103	140	09.84-08.87	■
<b>SENATOR B (V88) 09.87-09.93</b>					<b>Saloon (Luxury car-F Segment)</b>			
2.5 i (P19) (25 NE)		Gasolina	RWD	2490	103	140	09.90-09.93	■
2.6 i (P19) (C 26 NE)	-12/91	Gasolina	RWD	2594	110	150	09.90-09.93	■
3.0 (P19) (C 30 LE)	-12/91	Gasolina	RWD	2969	115	156	09.87-09.93	■
3.0 (P19) (30 NE)		Gasolina	RWD	2969	130	177	01.88-09.90	■
3.0 i Cat (P19) (C 30 NE)	-12/91	Gasolina	RWD	2969	130	177	01.88-09.93	■
3.0 24V (P19) (C 30 SE)	-12/91	Gasolina	RWD	2969	150	204	09.89-09.93	■
<b>VECTRA B (J96) 11.96-07.03</b>					<b>Estate (Large family car-D Segment)</b>			
1.6 i 16V (F35) (X 16 XEL)		Gasolina	FWD	1598	74	100	11.96-07.02	■
1.6 i 16V (F35) (Y 16 XE)		Gasolina	FWD	1598	74	100	11.96-07.02	■
1.6 i 16V (F35) (Z 16 XE)		Gasolina	FWD	1598	74	100	11.96-07.02	■
1.8 i 16V (F35) (X 18 XE1)		Gasolina	FWD	1796	85	115	11.96-09.00	■
1.8 i 16V (F35) (Z 18 XEL)		Gasolina	FWD	1796	85	115	11.96-09.00	■
1.8 i 16V (F35) (Z 18 XE)	-12/02	Gasolina	FWD	1796	92	125	09.00-07.03	■
1.8 i 16V (F35) (X 18 XE)		Gasolina	FWD	1799	85	116	11.96-09.00	■
2.0 i (F35) (20 NEJ)		Gasolina	FWD	1998	82	112	11.96-02.02	■

# LISTA DE APLICACIONES - BUYERS GUIDE

2.0 i 16V (F35) (C 20 SEL)		Gasolina	FWD	1998	85	116	07.00-07.03	■
2.0 i 16V (F35) (C 20 SEL)		Gasolina	FWD	1998	100	136	11.96-06.00	■
2.0 i 16V (F35) (X 20 XEV)		Gasolina	FWD	1998	100	136	11.96-06.00	■
2.2 i 16V (F35) (C 22 SEL)		Gasolina	FWD	2198	102	139	07.00-07.02	■
2.2 i 16V (F35) (Z 22 SE)	-12/02	Gasolina	FWD	2198	108	147	09.00-07.03	■
2.5 i V6 (F35) (X 25 XE)		Gasolina	FWD	2498	125	170	11.96-09.00	■
i 500 2.5 (F35) (X 25 XE)		Gasolina	FWD	2498	143	194	05.98-09.00	■
2.6 i V6 (F35) (Y 26 SE)	-12/02	Gasolina	FWD	2597	125	170	09.00-07.03	■
1.7 TD (F35) (X 17 DT (TC4EE1))		Diesel	FWD	1686	60	82	11.96-12.97	■
2.0 DI 16V (F35) (X 20 DTL)		Diesel	FWD	1995	60	82	11.96-06.00	■
2.0 DTI 16V (F35) (X 20 DTH)	-12/02	Diesel	FWD	1995	74	101	06.97-07.03	■
2.0 DTI 16V (F35) (Y 20 DTH)	-12/02	Diesel	FWD	1995	74	101	06.97-07.03	■
2.2 DTI 16V (F35) (Y 22 DTR)		Diesel	FWD	2172	88	120	09.00-04.02	■
2.2 DTI 16V (F35) (Y 22 DTR)	-12/02	Diesel	FWD	2172	92	125	09.00-07.03	■
<b>VECTRA B (J96) 09.95-07.03</b>					<b>Hatchback (Large family car-D Segment)</b>			
1.6 i 16V (F68) (X 16 XEL)		Gasolina	FWD	1598	74	101	10.95-07.02	■
1.6 i 16V (F68) (Y 16 XE)		Gasolina	FWD	1598	74	101	10.95-07.02	■
1.6 i 16V (F68) (Z 16 XE)		Gasolina	FWD	1598	74	101	10.95-07.02	■
1.8 i 16V (F68) (X 18 XE1)		Gasolina	FWD	1796	85	116	10.95-09.00	■
1.8 i 16V (F68) (Z 18 XEL)		Gasolina	FWD	1796	85	116	10.95-09.00	■
1.8 i 16V (F68) (Z 18 XE)	-12/02	Gasolina	FWD	1796	92	125	09.00-07.03	■
1.8 i 16V (F68) (X 18 XE)		Gasolina	FWD	1799	85	116	10.95-09.00	■
2.0 i (F68) (20 NEJ)		Gasolina	FWD	1998	82	112	10.95-02.02	■
2.0 i 16V (F68) (C 20 SEL)		Gasolina	FWD	1998	85	116	07.00-07.03	■
2.0 i 16V (F68) (C 20 SEL)		Gasolina	FWD	1998	100	136	09.95-06.00	■
2.0 i 16V (F68) (X 20 XEV)		Gasolina	FWD	1998	100	136	09.95-06.00	■
2.2 i 16V (F68) (C 22 SEL)		Gasolina	FWD	2198	102	139	07.00-07.02	■
2.2 i 16V (F68) (Z 22 SE)	-12/02	Gasolina	FWD	2198	108	147	09.00-07.03	■
2.5 i V6 (F68) (X 25 XE)		Gasolina	FWD	2498	125	170	10.95-09.00	■
2.5 (F68) (X 25 XE)		Gasolina	FWD	2498	144	196	10.99-06.00	■
2.6 i V6 (F68) (Y 26 SE)	-12/02	Gasolina	FWD	2597	125	170	09.00-07.03	■
1.8 FlexFuel (F68) (X 18 XE)		Gasol./Gas (LPG)	FWD	1799	85	116	01.99-09.00	■
1.7 TD (F68) (X 17 DT (TC4EE1))		Diesel	FWD	1686	60	82	10.95-12.98	■
2.0 DI 16V (F68) (X 20 DTL)	01/00-	Diesel	FWD	1995	60	82	11.96-06.00	■
2.0 DTI 16V (F68) (X 20 DTH)	-12/02	Diesel	FWD	1995	74	101	06.97-07.03	■
2.0 DTI 16V (F68) (Y 20 DTH)	-12/02	Diesel	FWD	1995	74	101	06.97-07.03	■
2.2 DTI 16V (F68) (Y 22 DTR)		Diesel	FWD	2172	88	120	09.00-04.02	■
2.2 DTI 16V (F68) (Y 22 DTR)	-12/02	Diesel	FWD	2172	92	125	09.00-07.03	■
<b>VECTRA B (J96) 09.95-07.04</b>					<b>Saloon (Large family car-D Segment)</b>			
1.6 i 16V (F19) (X 16 XEL)		Gasolina	FWD	1598	74	100	10.95-04.02	■
1.6 i 16V (F19) (Y 16 XE)		Gasolina	FWD	1598	74	100	10.95-04.02	■
1.6 i 16V (F19) (Z 16 XE)		Gasolina	FWD	1598	74	100	10.95-04.02	■
1.8 i 16V (F19) (X 18 XE1)		Gasolina	FWD	1796	85	115	10.95-09.00	■
1.8 i 16V (F19) (Z 18 XEL)		Gasolina	FWD	1796	85	115	10.95-09.00	■
1.8 i 16V (F19) (Z 18 XE)		Gasolina	FWD	1796	92	125	09.00-04.02	■
1.8 i 16V (F19) (X 18 XE)		Gasolina	FWD	1799	85	116	10.95-09.00	■
2.0 i (F19) (20 NEJ)		Gasolina	FWD	1998	82	112	10.95-04.02	■
2.0 i 16V (F19) (C 20 SEL)		Gasolina	FWD	1998	100	136	09.95-06.00	■
2.0 i 16V (F19) (X 20 XEV)		Gasolina	FWD	1998	100	136	09.95-06.00	■
2.2 i 16V (F19) (C 22 SEL)		Gasolina	FWD	2198	102	139	07.00-07.02	■

# LISTA DE APLICACIONES - BUYERS GUIDE

2.2 i 16V (F19) (Z 22 SE)		Gasolina	FWD	2198	108	147	09.00-04.02	■
2.5 i V6 (F19) (X 25 XE)		Gasolina	FWD	2498	125	170	10.95-09.00	■
i 500 2.5 (F19) (X 25 XE)		Gasolina	FWD	2498	143	194	05.98-09.00	■
2.6 i V6 (F19) (Y 26 SE)		Gasolina	FWD	2597	125	170	09.00-04.02	■
1.7 TD (F19) (X 17 DT (TC4EE1))	-12/96	Diesel	FWD	1686	60	82	10.95-12.98	■
2.0 DI 16V (F19) (X 20 DTL)	01/00-	Diesel	FWD	1995	60	82	11.96-04.02	■
2.0 DTI 16V (F19) (X 20 DTH)		Diesel	FWD	1995	74	101	06.97-04.02	■
2.0 DTI 16V (F19) (Y 20 DTH)		Diesel	FWD	1995	74	101	06.97-04.02	■
2.2 DTI 16V (F19) (Y 22 DTR)		Diesel	FWD	2172	88	120	09.00-04.02	■
2.2 DTI 16V (F19) (Y 22 DTR)		Diesel	FWD	2172	92	125	09.00-04.02	■
SATURN								
L-Series 01.00-						Saloon (Executive car-E Segment)		
LS	01/00-	Gasolina	FWD				01.00-	■
2.2 LW300	01/00-	Gasolina	FWD	2195			01.00-	■
3.0 24V LW300	01/00-	Gasolina	FWD	2995			01.00-	■
VAUXHALL								
CARLTON Mk III (V87) 09.86-03.94						Estate (Executive car-E Segment)		
1.8 N		Gasolina	RWD	1796	60	82	09.86-08.87	■
1.8 (E 18 NVR)		Gasolina	RWD	1796	65	88	09.87-03.94	■
1.8 S (18 SV)		Gasolina	RWD	1796	66	90	09.86-03.94	■
1.8 i (18 SEH)		Gasolina	RWD	1796	85	115	09.86-03.94	■
2.0 i		Gasolina	RWD	1998	73	99	09.90-03.94	■
2.0		Gasolina	RWD	1998	74	100	09.90-03.94	■
2.0 (C 20 NE)		Gasolina	RWD	1998	85	115	09.86-03.94	■
2.0 i (20 SE)		Gasolina	RWD	1998	90	122	09.86-03.94	■
2.4 i		Gasolina	RWD	2410	92	125	09.88-03.94	■
2.6 i (C 26 NE)		Gasolina	RWD	2594	110	150	09.90-03.94	■
3.0 (C 30 NE)		Gasolina	RWD	2969	130	177	03.87-03.94	■
3.0 24V (C 30 SEJ)		Gasolina	RWD	2969	147	200	09.89-03.94	■
2.3 D (23 YD)	01/89-	Diesel	RWD	2260	54	73	09.86-03.94	■
2.3 TD Interc. (23 DTR)	01/89-	Diesel	RWD	2260	74	100	09.88-03.94	■
CARLTON Mk III (V87) 09.86-03.94						Saloon (Executive car-E Segment)		
1.8 N		Gasolina	RWD	1796	60	82	09.86-08.87	■
1.8 (E 18 NVR)		Gasolina	RWD	1796	65	88	09.87-03.94	■
1.8 S (18 SV)		Gasolina	RWD	1796	66	90	09.86-03.94	■
1.8 i (18 SEH)		Gasolina	RWD	1796	85	115	09.86-03.94	■
2.0		Gasolina	RWD	1998	73	99	09.90-03.94	■
2.0 (C 20 NEF)		Gasolina	RWD	1998	74	100	09.90-03.94	■
2.0 (C 20 NE)		Gasolina	RWD	1998	85	115	09.86-03.94	■
2.0 i (20 SE)	-12/87	Gasolina	RWD	1998	90	122	09.86-03.94	■
2.4 i		Gasolina	RWD	2410	92	125	09.88-03.94	■
2.6 i (C 26 NE)		Gasolina	RWD	2594	110	150	09.90-03.94	■
3000		Gasolina	RWD	2969	115	156	03.87-12.87	■
3.0 3000 (30 NE)		Gasolina	RWD	2969	130	177	03.87-09.90	■
3000 Cat (C 30 NE)		Gasolina	RWD	2969	130	177	03.88-03.94	■
3000 24V (C 30 SEJ)		Gasolina	RWD	2969	147	200	09.89-03.94	■
3.0 3000 24V (C 30 SE)		Gasolina	RWD	2969	150	204	09.89-03.94	■
3.6 24V Lotus (C 36 GET)		Gasolina	RWD	3638	277	377	08.90-09.92	■
2.3 D (23 YD)	01/89-	Diesel	RWD	2260	54	73	09.86-03.94	■
2.3 TD Interc. (23 DTR)	01/89-	Diesel	RWD	2260	74	100	08.88-03.94	■

# LISTA DE APLICACIONES - BUYERS GUIDE

OMEGA (B) (V94) 12.93-06.03					Estate (Executive car-E Segment)			
2.0 (X 20 SE)		Gasolina	RWD	1998	85	116	03.94-09.99	■
2.0 16V (X 20 XEV)	-12/99	Gasolina	RWD	1998	100	136	03.94-07.01	■
2.2 16V (Y 22 XE)	01/99-	Gasolina	RWD	2198	106	144	02.94-06.03	■
2.2 16V (Z 22 XE)	01/99-	Gasolina	RWD	2198	106	144	02.94-06.03	■
2.5 V6 (X 25 XE)		Gasolina	RWD	2498	125	170	03.94-09.00	■
2.6 V6 (Y 26 SE)		Gasolina	RWD	2597	132	180	08.00-06.03	■
3.0 V6 (X 30 XE)		Gasolina	RWD	2962	155	211	07.94-07.00	■
3.2 V6 (Y 32 SE)		Gasolina	RWD	3175	160	218	02.01-06.03	■
2.0 Dualfuel (X 20 XEV)		Gasol./Gas (LPG)	RWD	1998	100	136	01.99-07.01	■
2.0 DTI 16V (X 20 DTH)		Diesel	RWD	1995	74	101	01.98-09.00	■
2.2 DTI 16V (Y 22 DTH)		Diesel	RWD	2171	88	120	08.00-06.03	■
2.5 DTI 24V		Diesel	RWD	2497	110	150	09.01-06.03	■
2.5 TD (U 25 DT)		Diesel	RWD	2498	96	131	04.94-07.01	■
2.5 TD (U 25 TD)		Diesel	RWD	2498	96	131	04.94-07.01	■
2.5 TD (X 25 DT)		Diesel	RWD	2498	96	131	04.94-07.01	■
2.5 TD (X 25 TD)		Diesel	RWD	2498	96	131	04.94-07.01	■
OMEGA (B) (V94) 12.93-07.03					Saloon (Executive car-E Segment)			
2.0 (20 SE)		Gasolina	RWD	1998	85	116	03.94-09.99	■
2.0 (X 20 SE)		Gasolina	RWD	1998	85	116	03.94-09.99	■
2.0 (20 SE)		Gasolina	RWD	1998	85	115	09.95-09.96	■
2.0 (X 20 SE)		Gasolina	RWD	1998	85	115	09.95-09.96	■
2.0 16V (X 20 XEV)		Gasolina	RWD	1998	100	136	03.94-07.01	■
2.2 16V (Y 22 XE)	01/99-	Gasolina	RWD	2198	106	144	01.94-06.03	■
2.2 16V (Z 22 XE)	01/99-	Gasolina	RWD	2198	106	144	01.94-06.03	■
2.5 V6 (X 25 XE)		Gasolina	RWD	2498	125	170	03.94-09.00	■
2.6 V6 (Y 26 SE)		Gasolina	RWD	2597	132	180	08.00-07.03	■
3.0 V6 (X 30 XE)		Gasolina	RWD	2962	155	211	04.94-07.00	■
3.2 V6 (Y 32 SE)		Gasolina	RWD	3175	160	218	02.01-07.03	■
2.0 Dualfuel (X 20 XEV)		Gasol./Gas (LPG)	RWD	1998	100	136	05.98-07.01	■
2.0 DTI 16V (X 20 DTH)		Diesel	RWD	1995	74	101	01.98-09.00	■
2.2 DTI 16V (Y 22 DTH)		Diesel	RWD	2171	88	120	08.00-07.03	■
2.5 DTI 24V		Diesel	RWD	2497	110	150	09.01-07.03	■
2.5 TD (U 25 DT)		Diesel	RWD	2498	96	131	04.94-07.01	■
2.5 TD (U 25 TD)		Diesel	RWD	2498	96	131	04.94-07.01	■
2.5 TD (X 25 DT)		Diesel	RWD	2498	96	131	04.94-07.01	■
2.5 TD (X 25 TD)		Diesel	RWD	2498	96	131	04.94-07.01	■
SENATOR Mk II (B) (V88) 09.87-09.93					Saloon (Luxury car-F Segment)			
2.5 i (25 E)		Gasolina	RWD	2490	103	140	09.87-10.90	■
2.6 i (C 26 NE)	-12/91	Gasolina	RWD	2594	110	150	09.90-09.93	■
3.0	-12/91	Gasolina	RWD	2969	115	156	09.87-09.93	■
3.0 (30 NE)		Gasolina	RWD	2969	130	177	01.88-09.90	■
3.0 (C 30 NE)		Gasolina	RWD	2969	130	177	01.88-09.90	■
3.0 i Cat (30 NE)	-12/91	Gasolina	RWD	2969	130	177	01.88-09.93	■
3.0 i Cat (C 30 NE)	-12/91	Gasolina	RWD	2969	130	177	01.88-09.93	■
3.0 (30 NE)		Gasolina	RWD	2969	135	183	09.87-08.88	■
3.0 24V (C 30 SE)	-12/91	Gasolina	RWD	2969	150	204	09.89-09.93	■
VECTRA (B) (J96) 08.95-03.02					Estate (Large family car-D Segment)			
1.6 i 16V		Gasolina	FWD	1598	74	100	11.96-03.02	■

# LISTA DE APLICACIONES - BUYERS GUIDE

1.8 i 16V (F35) (X 18 XE1)		Gasolina	FWD	1796	85	115	11.96-09.00	■
1.8 i 16V (F35) (Z 18 XE)		Gasolina	FWD	1796	92	125	09.00-03.02	■
1.8 i 16V (F35) (X 18 XE)		Gasolina	FWD	1799	85	116	09.96-09.00	■
2.0 i 16V (F35) (X 20 XEV)	-12/00	Gasolina	FWD	1998	100	136	10.95-01.01	■
2.2 i 16V (F35) (Z 22 SE)	01/00-	Gasolina	FWD	2198	108	147	08.95-10.01	■
2.5 i V6 (F35) (X 25 XE)		Gasolina	FWD	2498	125	170	11.96-08.00	■
2.5 i GSi (F35) (X 25 XE)		Gasolina	FWD	2498	143	194	05.98-09.99	■
2.6 i V6 (F35) (Y 26 SE)		Gasolina	FWD	2597	125	170	09.00-03.02	■
1.8 Dualfuel (F35) (Z 18 XE)		Gasol./G as (LPG)	FWD	1796	92	125	09.00-03.02	■
2.0 Dualfuel (F35) (X 20 XEV)		Gasol./G as (LPG)	FWD	1998	100	136	10.98-01.01	■
2.0 DI 16V (F35) (X 20 DTL)	01/96-	Diesel	FWD	1995	60	82	08.95-10.01	■
2.0 DTI 16V (F35) (X 20 DTH)	01/97-	Diesel	FWD	1995	74	101	08.95-10.01	■
2.0 DTI 16V (F35) (Y 20 DTH)	01/97-	Diesel	FWD	1995	74	101	08.95-10.01	■
2.2 DTI 16V (F35) (Y 22 DTR)	01/00-	Diesel	FWD	2172	92	125	08.95-10.01	■
<b>VECTRA (B) (J96) 08.95-07.03</b>					<b>Hatchback (Large family car-D Segment)</b>			
1.6 i 16V (F68) (X 16 XEL)		Gasolina	FWD	1598	74	101	08.95-10.01	■
1.6 i 16V (F68) (Y 16 XE)		Gasolina	FWD	1598	74	101	08.95-10.01	■
1.6 i 16V (F68) (Z 16 XE)		Gasolina	FWD	1598	74	101	08.95-10.01	■
1.8 i 16V (F68) (X 18 XE1)		Gasolina	FWD	1796	85	116	10.95-09.00	■
1.8 i 16V (F68) (Z 18 XE)	-12/02	Gasolina	FWD	1796	92	125	09.00-07.03	■
1.8 i 16V (F68) (X 18 XE)		Gasolina	FWD	1799	85	116	09.95-09.00	■
2.0 i 16V (F68) (X 20 XEV)	-12/00	Gasolina	FWD	1998	100	136	10.95-01.01	■
2.2 i 16V (F68) (Z 22 SE)	-12/02	Gasolina	FWD	2198	108	147	09.00-07.03	■
2.5 i V6 (F68) (X 25 XE)		Gasolina	FWD	2498	125	170	09.95-08.00	■
2.5 i GSi (F68) (X 25 XE)	-12/99	Gasolina	FWD	2498	143	194	03.98-07.00	■
2.6 i V6 (F68) (Y 26 SE)	-12/02	Gasolina	FWD	2597	125	170	09.00-07.03	■
1.8 Dualfuel (F68) (Z 18 XE)		Gasol./G as (LPG)	FWD	1796	92	125	09.00-07.03	■
2.0 Dualfuel (F68) (X 20 XEV)		Gasol./G as (LPG)	FWD	1998	100	136	08.98-01.01	■
1.7 TD (F68)		Diesel	FWD	1686	60	82	10.95-11.96	■
2.0 DI 16V (F68) (X 20 DTL)	01/96-	Diesel	FWD	1995	60	82	08.95-10.01	■
2.0 DTI 16V (F68) (X 20 DTH)		Diesel	FWD	1995	74	101	06.97-10.01	■
2.0 DTI 16V (F68) (Y 20 DTH)		Diesel	FWD	1995	74	101	06.97-10.01	■
2.2 DTI 16V (F68) (Y 22 DTR)	01/00-	Diesel	FWD	2172	92	125	08.95-10.01	■
<b>VECTRA (B) (J96) 08.95-03.02</b>					<b>Saloon (Large family car-D Segment)</b>			
1.6 i 16V (F19) (X 16 XEL)		Gasolina	FWD	1598	74	100	08.95-10.01	■
1.6 i 16V (F19) (Y 16 XE)		Gasolina	FWD	1598	74	100	08.95-10.01	■
1.6 i 16V (F19) (Z 16 XE)		Gasolina	FWD	1598	74	100	08.95-10.01	■
1.8 i 16V (F19) (X 18 XE1)		Gasolina	FWD	1796	85	115	10.95-09.00	■
1.8 i 16V (F19) (Z 18 XE)		Gasolina	FWD	1796	92	125	09.00-03.02	■
1.8 i 16V (F19) (X 18 XE)		Gasolina	FWD	1799	85	116	10.95-09.00	■
2.0 i 16V (F19) (X 20 XEV)	-12/00	Gasolina	FWD	1998	100	136	10.95-01.01	■
2.2 i 16V (F19) (Z 22 SE)	01/00-	Gasolina	FWD	2198	108	147	08.95-10.01	■
2.5 i V6 (F19) (X 25 XE)		Gasolina	FWD	2498	125	170	09.95-08.00	■
2.5 i GSi (F19) (X 25 XE)	-12/99	Gasolina	FWD	2498	143	194	03.98-07.00	■
2.6 i V6 (F19) (Y 26 SE)		Gasolina	FWD	2597	125	170	09.00-03.02	■
1.8 Dualfuel (F19) (Z 18 XE)		Gasol./G as (LPG)	FWD	1796	92	125	09.00-03.02	■
2.0 Dualfuel (F19) (X 20 XEV)		Gasol./G as (LPG)	FWD	1998	100	136	05.98-01.01	■
1.7 TD (F19)		Diesel	FWD	1686	60	82	10.95-11.96	■

## LISTA DE APLICACIONES - BUYERS GUIDE

2.0 DI 16V (F19) (X 20 DTL)	01/96-	Diesel	FWD	1995	60	82	08.95-10.01
2.0 DTI 16V (F19) (X 20 DTH)	01/97-	Diesel	FWD	1995	74	101	08.95-10.01
2.0 DTI 16V (F19) (Y 20 DTH)	01/97-	Diesel	FWD	1995	74	101	08.95-10.01
2.2 DTI 16V (F19) (Y 22 DTR)	01/00-	Diesel	FWD	2172	92	125	08.95-10.01

