

LISTA DE APLICACIONES - BUYERS GUIDE

180697-700

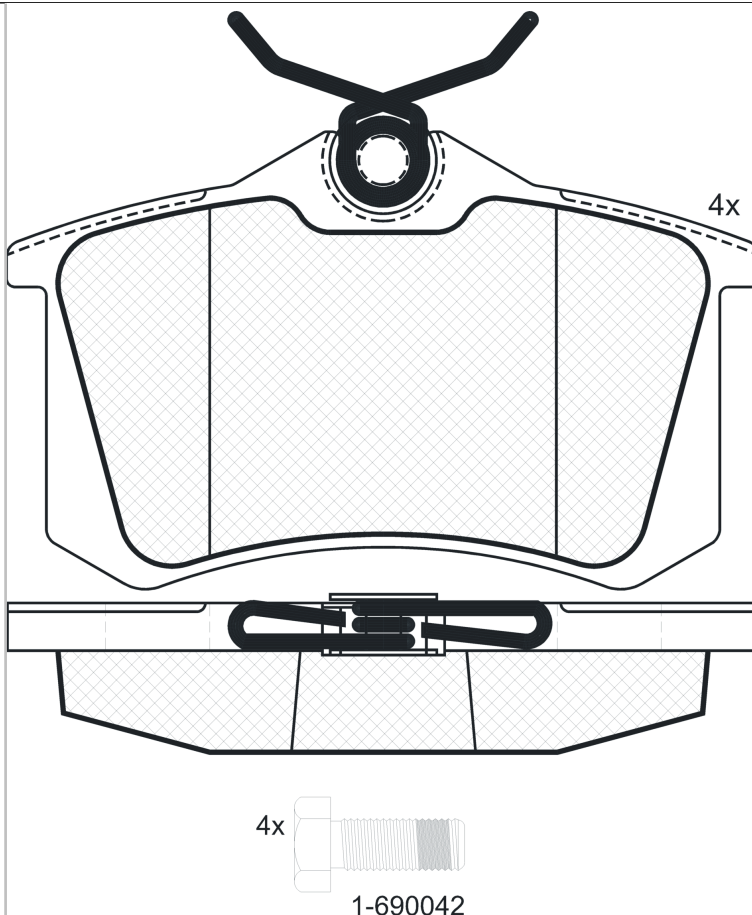


8 424073 054906

Qty: 944

Weight: 949

O.E.M.	MAKE
1 001 096	FORD
1 027 640	FORD
1 343 514	FORD
1 345 340	FORD
150 698 451	AUDI
1H0 698 451 D	VW
1H0 698 451 H	VW
1J0 698 451 C	VW
1J0 698 451 G	VW
1J0 698 451 H	AUDI
1J0 698 451 K	VW
1J0 698 451 L	VW
1K0 698 451 M	VW
4252.32	PEUGEOT
4252.33	CITROËN
4254.67	CITROËN
6X0 698 451	VW
6X0 698 451 A	VW
7M0 698 451	VW
9 404 252 328	LANCIA



180697-700



E1 90R-01033/142

Lucas - Girling

87x52.8x17.2

WVA	FMSI
20960	D340-7335
23554	D894-7773
	D1017-7920
	D1023-7773

MAKE
AUDI
BAIC
BAIC-ORV
BAW
CITROËN
DS
FIAT
FORD
JETTA
LANCIA
MG
MG (SAIC)
PEUGEOT
PEUGEOT (DF-PSA)



Trac.	CC	Kw	CV
-------	----	----	----



Front / Rear

AUDI

A1 (8X1, 8XK) 05.10-

						Hatchback (Supermini car-B Segment)			
1.0 TFSI (CHZE)	PR 1KT	Gasolina	FWD	999	60	82	01.16-10.18		■
1.0 TFSI (CHZB)	PR 1KT	Gasolina	FWD	999	70	95	03.15-10.18		■
1.0 TFSI (DKLD)	PR 1KT	Gasolina	FWD	999	70	95	03.15-10.18		■
1.2 TFSI (CBZA)	PR 1KT	Gasolina	FWD	1197	63	86	05.10-04.15		■
1.4 TFSI (CAXA)	PR 1KT	Gasolina	FWD	1390	90	122	05.10-04.15		■
1.4 TFSI (CNVA)	PR 1KT	Gasolina	FWD	1390	90	122	05.10-04.15		■
1.4 TFSI (CAVG)	PR 1KT	Gasolina	FWD	1390	136	185	01.11-04.15		■
1.4 TFSI (CTHG)	PR 1KT	Gasolina	FWD	1390	136	185	01.11-04.15		■
1.4 TFSI (CZCA)	PR 1KT	Gasolina	FWD	1395	92	125	11.14-10.18		■
1.4 TFSI (CZDD)	PR 1KT	Gasolina	FWD	1395	92	125	11.14-10.18		■
1.4 TFSI (CPTA)	PR 1KT	Gasolina	FWD	1395	103	140	04.12-04.15		■
1.4 TSI (CZEA)	PR 1KT	Gasolina	FWD	1395	110	150	11.14-10.18		■
1.8 TFSI (DAJB)	PR 1KT	Gasolina	FWD	1798	141	192	02.15-10.18		■
1.4 TDI (CUSB)	PR 1KT	Diesel	FWD	1422	66	90	11.14-10.18		■
1.6 TDI (CAYB)	PR 1KT	Diesel	FWD	1598	66	90	03.11-04.15		■
1.6 TDI (CAYC)	PR 1KT	Diesel	FWD	1598	77	105	05.10-04.15		■
1.6 TDI (CXMA)	PR 1KT	Diesel	FWD	1598	85	115	11.14-10.18		■
2.0 TDI (CFHB)	PR 1KT	Diesel	FWD	1968	100	136	05.12-04.15		■
2.0 TDI (CFHD)	PR 1KT	Diesel	FWD	1968	105	143	09.11-04.15		■

A1 CITY CARVER (GBH) 07.19-

						Hatchback (Supermini car-B Segment)			
25 TFSI (DKLA)	discØ 230, PR 1KD, PR 1KV, disc brak.rear axle	Gasolina	FWD	999	70	95	07.19-06.22		■
30 TFSI (DLAA)	discØ 230, PR 1KD, PR 1KV	Gasolina	FWD	999	81	110	09.20-06.22		■

LISTA DE APLICACIONES - BUYERS GUIDE

30 TFSI (DKJA)	PR 1KD, PR 1KT, PR 1KV, discØ 230, disc brak.rear axle	Gasolina	FWD	999	85	116	07.19-06.22	■
30 TFSI (DKRF)	PR 1KD, PR 1KT, PR 1KV, discØ 230, disc brak.rear axle	Gasolina	FWD	999	85	116	07.19-06.22	■
35 TFSI (DPCA)	discØ 230, PR 1KD, PR 1KV, disc brak.rear axle	Gasolina	FWD	1498	110	150	07.19-06.22	■
A1 II Sportback (GBA) 07.18-					Hatchback (Supermini car-B Segment)			
25 TFSI (DKLA)	discØ 230, PR 1KD, PR 1KV, disc brak.rear axle	Gasolina	FWD	999	70	95	11.18-	■
25 TFSI (DLAC)	discØ 230, PR 1KD, PR 1KV, disc brak.rear axle	Gasolina	FWD	999	70	95	11.18-	■
30 TFSI (DLAA)	discØ 230, PR 1KD, PR 1KV, disc brak.rear axle	Gasolina	FWD	999	81	110	09.20-	■
30 TFSI (DKJA)	PR 1KD, PR 1KT, PR 1KV, discØ 230, disc brak.rear axle	Gasolina	FWD	999	85	116	07.18-	■
30 TFSI (DKRF)	PR 1KD, PR 1KT, PR 1KV, discØ 230, disc brak.rear axle	Gasolina	FWD	999	85	116	07.18-	■
35 TFSI (DADA)	discØ 230, PR 1KD, PR 1KV, disc brak.rear axle	Gasolina	FWD	1498	110	150	09.18-	■
35 TFSI (DPCA)	discØ 230, PR 1KD, PR 1KV, disc brak.rear axle	Gasolina	FWD	1498	110	150	09.18-	■
40 TFSI (CZPC)	disc brak.rear axle	Gasolina	FWD	1984	147	200	09.18-	■
40 TFSI (DKZC)	disc brak.rear axle	Gasolina	FWD	1984	147	200	09.18-	■
40 TFSI	PR 1KD, PR 1KV	Gasolina	FWD	1984	152	207	04.21-	■
A1 Sportback (8XA, 8XF) 09.11-					Hatchback (Supermini car-B Segment)			
1.0 TFSI (CHZE)	PR 1KT	Gasolina	FWD	999	60	82	01.16-10.18	■
1.0 TFSI (CHZB)	PR 1KT	Gasolina	FWD	999	70	95	03.15-10.18	■
1.0 TFSI (DKLD)	PR 1KT	Gasolina	FWD	999	70	95	03.15-10.18	■
1.2 TFSI (CBZA)	PR 1KT	Gasolina	FWD	1197	63	86	01.12-04.15	■
1.4 TFSI (CAXA)	PR 1KT	Gasolina	FWD	1390	90	122	11.11-04.15	■
1.4 TFSI (CNVA)	PR 1KT	Gasolina	FWD	1390	90	122	11.11-04.15	■
1.4 TFSI (CAVG)	PR 1KT	Gasolina	FWD	1390	136	185	11.11-04.15	■
1.4 TFSI (CTHG)	PR 1KT	Gasolina	FWD	1390	136	185	11.11-04.15	■
1.4 TFSI (CZCA)	PR 1KT	Gasolina	FWD	1395	92	125	11.14-10.18	■
1.4 TFSI (CZDD)	PR 1KT	Gasolina	FWD	1395	92	125	11.14-10.18	■
1.4 TFSI (CPTA)	PR 1KT	Gasolina	FWD	1395	103	140	04.12-04.15	■
1.4 TSI (CZEA)	PR 1KT	Gasolina	FWD	1395	110	150	11.14-10.18	■
1.8 TFSI (DAJB)	PR 1KT	Gasolina	FWD	1798	141	192	02.15-10.18	■
1.4 TDI (CUSB)	PR 1KT	Diesel	FWD	1422	66	90	11.14-10.18	■
1.6 TDI (CAYB)	PR 1KT	Diesel	FWD	1598	66	90	11.11-04.15	■
1.6 TDI (CAYC)	PR 1KT	Diesel	FWD	1598	77	105	11.11-04.15	■
1.6 TDI (CXMA)	PR 1KT	Diesel	FWD	1598	85	115	11.14-10.18	■
2.0 TDI (CFHB)	PR 1KT	Diesel	FWD	1968	100	136	05.12-04.15	■
2.0 TDI (CFHD)	PR 1KT	Diesel	FWD	1968	105	143	09.11-04.15	■
A2 (8Z0) 02.00-08.05					Hatchback (Supermini car-B Segment)			
1.6 FSI (BAD)	PR 1KD	Gasolina	FWD	1598	81	110	05.02-08.05	■
1.4 TDI (ATL)	PR 1KD	Diesel	FWD	1422	66	90	11.03-08.05	■
A3 (8L1) 09.96-09.06					Hatchback (Compact executive car-D Segment)			
1.6 (AEH)	PR 1KK, PR 1KV	Gasolina	FWD	1595	74	101	09.96-05.03	■
1.6 (AKL)	PR 1KK, PR 1KV	Gasolina	FWD	1595	74	101	09.96-05.03	■
1.6 (APF)	PR 1KK, PR 1KV	Gasolina	FWD	1595	74	101	09.96-05.03	■
1.6 (AVU)	PR 1KK, PR 1KV	Gasolina	FWD	1595	75	102	08.00-05.03	■
1.6 (BFQ)	PR 1KK, PR 1KV	Gasolina	FWD	1595	75	102	08.00-05.03	■
1.8 (AGN)	PR 1KK, PR 1KV	Gasolina	FWD	1781	92	125	09.96-05.03	■
1.8 (APG)	PR 1KK, PR 1KV	Gasolina	FWD	1781	92	125	09.96-05.03	■

LISTA DE APLICACIONES - BUYERS GUIDE

1.8 T (AGU)	PR 1KK, PR 1KV	Gasolina	FWD	1781	110	150	12.96-05.03	■
1.8 T (AQA)	PR 1KK, PR 1KV	Gasolina	FWD	1781	110	150	12.96-05.03	■
1.8 T (ARZ)	PR 1KK, PR 1KV	Gasolina	FWD	1781	110	150	12.96-05.03	■
1.8 T (AUM)	PR 1KK, PR 1KV	Gasolina	FWD	1781	110	150	12.96-05.03	■
1.8 T quattro (AGU)	PR 1KE	Gasolina	4WD	1781	110	150	12.96-05.03	■
1.8 T quattro (AQA)	PR 1KE	Gasolina	4WD	1781	110	150	12.96-05.03	■
1.8 T quattro (ARX)	PR 1KE	Gasolina	4WD	1781	110	150	12.96-05.03	■
1.8 T (AJQ)	PR 1KK, PR 1KV	Gasolina	FWD	1781	132	180	12.98-05.03	■
1.8 T (APP)	PR 1KK, PR 1KV	Gasolina	FWD	1781	132	180	12.98-05.03	■
1.8 T (ARY)	PR 1KK, PR 1KV	Gasolina	FWD	1781	132	180	12.98-05.03	■
1.8 T (AUQ)	PR 1KK, PR 1KV	Gasolina	FWD	1781	132	180	12.98-05.03	■
1.8 T quattro (AJQ)	PR 1KE	Gasolina	4WD	1781	132	180	10.98-05.03	■
1.8 T quattro (ARY)	PR 1KE	Gasolina	4WD	1781	132	180	10.98-05.03	■
S3 quattro (AMK)	PR 1KF	Gasolina	4WD	1781	154	210	03.99-04.02	■
S3 quattro (APY)	PR 1KF	Gasolina	4WD	1781	154	210	03.99-04.02	■
S3 quattro (AUL)	PR 1KF	Gasolina	4WD	1781	154	210	03.99-04.02	■
S3 quattro (BAM)	PR 1KF	Gasolina	4WD	1781	165	224	10.01-05.03	■
1.9 TDI (AGR)	PR 1KK, PR 1KV	Diesel	FWD	1896	66	90	09.96-07.01	■
1.9 TDI (ALH)	PR 1KK, PR 1KV	Diesel	FWD	1896	66	90	09.96-07.01	■
1.9 TDI (ATD)	PR 1KK, PR 1KV	Diesel	FWD	1896	74	100	10.00-05.03	■
1.9 TDI (AXR)	PR 1KK, PR 1KV	Diesel	FWD	1896	74	100	10.00-05.03	■
1.9 TDI (AHF)	PR 1KK, PR 1KV	Diesel	FWD	1896	81	110	08.97-07.01	■
1.9 TDI (ASV)	PR 1KK, PR 1KV	Diesel	FWD	1896	81	110	08.97-07.01	■
1.9 TDI (ASZ)	PR 1KK, PR 1KV	Diesel	FWD	1896	96	130	08.00-05.03	■
1.9 TDI quattro (ASZ)	PR 1KE	Diesel	4WD	1896	96	130	08.00-05.03	■
A3 II (8P7) 04.08-05.13					Convertible (Compact executive car-D Segment)			
1.2 TFSI (CBZB)	PR 1KD	Gasolina	FWD	1197	77	105	03.10-05.13	■
1.4 TFSI (CAXC)	PR 1KD	Gasolina	FWD	1390	92	125	02.11-05.13	■
1.6 (BSE)	PR 1KD	Gasolina	FWD	1595	75	102	09.08-05.10	■
1.8 TFSI (BZB)	PR 1KD	Gasolina	FWD	1798	118	160	04.08-05.13	■
1.8 TFSI (CDAA)	PR 1KD	Gasolina	FWD	1798	118	160	04.08-05.13	■
1.6 TDI (CAYC)	PR 1KD	Diesel	FWD	1598	77	105	05.09-05.13	■
1.9 TDI (BLS)	PR 1KD	Diesel	FWD	1896	77	105	04.08-10.09	■
2.0 TDI (CBAA)	PR 1KD	Diesel	FWD	1968	100	136	04.08-05.13	■
2.0 TDI (CFFA)	PR 1KD	Diesel	FWD	1968	100	136	04.08-05.13	■
2.0 TDI (CBAB)	PR 1KD	Diesel	FWD	1968	103	140	04.08-05.13	■
2.0 TDI (CFFB)	PR 1KD	Diesel	FWD	1968	103	140	04.08-05.13	■
A3 II (8P1) 05.03-12.13					Hatchback (Compact executive car-D Segment)			
1.2 TSI (CBZB)	PR 1KQ, PR 1KD	Gasolina	FWD	1197	77	105	04.10-08.12	■
1.4 TFSI (CAXC)	PR 1KQ, PR 1KD	Gasolina	FWD	1390	92	125	09.07-08.12	■
1.4 TFSI (CMSA)	PR 1KQ, PR 1KD	Gasolina	FWD	1390	92	125	09.07-08.12	■
1.6 (BGU)	PR 1KQ, PR 1KD	Gasolina	FWD	1595	75	102	05.03-08.12	■
1.6 (BSE)	PR 1KQ, PR 1KD	Gasolina	FWD	1595	75	102	05.03-08.12	■
1.6 (BSF)	PR 1KQ, PR 1KD	Gasolina	FWD	1595	75	102	05.03-08.12	■
1.6 FSI (BAG)	PR 1KQ, PR 1KD	Gasolina	FWD	1598	85	115	08.03-09.07	■
1.6 FSI (BLF)	PR 1KQ, PR 1KD	Gasolina	FWD	1598	85	115	08.03-09.07	■
1.6 FSI (BLP)	PR 1KQ, PR 1KD	Gasolina	FWD	1598	85	115	08.03-09.07	■
1.8 T (BPU)	PR 1KQ, PR 1KD	Gasolina	FWD	1781	110	150	08.06-08.12	■
1.8 TFSI (BYT)	PR 1KQ, PR 1KD	Gasolina	FWD	1798	118	160	11.06-08.12	■
1.8 TFSI (BZB)	PR 1KQ, PR 1KD	Gasolina	FWD	1798	118	160	11.06-08.12	■

LISTA DE APLICACIONES - BUYERS GUIDE

1.8 TFSI (CDAA)	PR 1KQ, PR 1KD	Gasolina	FWD	1798	118	160	11.06-08.12	■
1.8 TFSI quattro (CDAA)	PR 1KF	Gasolina	4WD	1798	118	160	07.08-08.12	■
2.0 FSI (AXW)	PR 1KQ, PR 1KD	Gasolina	FWD	1984	110	150	05.03-06.08	■
2.0 FSI (BLR)	PR 1KQ, PR 1KD	Gasolina	FWD	1984	110	150	05.03-06.08	■
2.0 FSI (BLX)	PR 1KQ, PR 1KD	Gasolina	FWD	1984	110	150	05.03-06.08	■
2.0 FSI (BLY)	PR 1KQ, PR 1KD	Gasolina	FWD	1984	110	150	05.03-06.08	■
2.0 FSI (BMB)	PR 1KQ, PR 1KD	Gasolina	FWD	1984	110	150	05.03-06.08	■
2.0 FSI (BVY)	PR 1KQ, PR 1KD	Gasolina	FWD	1984	110	150	05.03-06.08	■
2.0 FSI (BVZ)	PR 1KQ, PR 1KD	Gasolina	FWD	1984	110	150	05.03-06.08	■
2.0 TFSI (AXX)	PR 1KD, PR 1KQ	Gasolina	FWD	1984	147	200	09.04-08.12	■
2.0 TFSI (BWA)	PR 1KD, PR 1KQ	Gasolina	FWD	1984	147	200	09.04-08.12	■
2.0 TFSI (CAWB)	PR 1KD, PR 1KQ	Gasolina	FWD	1984	147	200	09.04-08.12	■
2.0 TFSI (CCZA)	PR 1KD, PR 1KQ	Gasolina	FWD	1984	147	200	09.04-08.12	■
1.6 E-Power (CCSA)	PR 1KQ, PR 1KD	Gasol./Etanol	FWD	1595	75	102	01.11-08.12	■
1.6 E-Power (CMXA)	PR 1KQ, PR 1KD	Gasol./Etanol	FWD	1595	75	102	01.11-08.12	■
1.6 TDI (CAYB)	PR 1KQ, PR 1KD	Diesel	FWD	1598	66	90	05.09-08.12	■
1.6 TDI (CAYC)	PR 1KQ, PR 1KD	Diesel	FWD	1598	77	105	05.09-08.12	■
1.9 TDI (BKC)	PR 1KQ, PR 1KD	Diesel	FWD	1896	77	105	05.03-05.10	■
1.9 TDI (BLS)	PR 1KQ, PR 1KD	Diesel	FWD	1896	77	105	05.03-05.10	■
1.9 TDI (BXE)	PR 1KQ, PR 1KD	Diesel	FWD	1896	77	105	05.03-05.10	■
2.0 TDI (AZV)	PR 1KQ, PR 1KD	Diesel	FWD	1968	100	136	05.03-08.12	■
2.0 TDI (CBAA)	PR 1KQ, PR 1KD	Diesel	FWD	1968	100	136	05.03-08.12	■
2.0 TDI (CFFA)	PR 1KQ, PR 1KD	Diesel	FWD	1968	100	136	05.03-08.12	■
2.0 TDI quattro (AZV)	PR 1KF	Diesel	4WD	1968	100	136	05.03-06.08	■
2.0 TDI (BMM)	PR 1KQ, PR 1KD	Diesel	FWD	1968	103	140	06.05-06.08	■
2.0 TDI 16V (BKD)	PR 1KQ, PR 1KD	Diesel	FWD	1968	103	140	05.03-08.12	■
2.0 TDI 16V (CBAB)	PR 1KQ, PR 1KD	Diesel	FWD	1968	103	140	05.03-08.12	■
2.0 TDI 16V (CBEA)	PR 1KQ, PR 1KD	Diesel	FWD	1968	103	140	05.03-08.12	■
2.0 TDI 16V (CFFB)	PR 1KQ, PR 1KD	Diesel	FWD	1968	103	140	05.03-08.12	■
2.0 TDI 16V (CLJA)	PR 1KQ, PR 1KD	Diesel	FWD	1968	103	140	05.03-08.12	■
2.0 TDI (BUY)	PR 1KQ, PR 1KD	Diesel	FWD	1968	120	163	06.06-06.08	■
2.0 TDI (BMN)	PR 1KD	Diesel	FWD	1968	125	170	03.06-08.12	■
2.0 TDI (CBBB)	PR 1KD	Diesel	FWD	1968	125	170	03.06-08.12	■
2.0 TDI (CFGB)	PR 1KD	Diesel	FWD	1968	125	170	03.06-08.12	■
2.0 TDI quattro (BMN)	PR 1KD	Diesel	4WD	1968	125	170	03.06-08.12	■
2.0 TDI quattro (CBBB)	PR 1KD	Diesel	4WD	1968	125	170	03.06-08.12	■
2.0 TDI quattro (CFGB)	PR 1KD	Diesel	4WD	1968	125	170	03.06-08.12	■
A3 II Sportback (8PA) 09.04-12.15				Hatchback (Compact executive car-D Segment)				
1.2 TSI (CBZB)	PR 1KD	Gasolina	FWD	1197	77	105	04.10-03.13	■
1.4 TFSI (CAXC)	PR 1KD	Gasolina	FWD	1390	92	125	09.07-03.13	■
1.4 TFSI (CMSA)	PR 1KD	Gasolina	FWD	1390	92	125	09.07-03.13	■
1.6 (BGU)	PR 1KD	Gasolina	FWD	1595	75	102	09.04-03.13	■
1.6 (BSE)	PR 1KD	Gasolina	FWD	1595	75	102	09.04-03.13	■
1.6 (BSF)	PR 1KD	Gasolina	FWD	1595	75	102	09.04-03.13	■
1.6 FSI (BLF)	PR 1KD	Gasolina	FWD	1598	85	115	09.04-09.07	■
1.6 FSI (BLP)	PR 1KD	Gasolina	FWD	1598	85	115	09.04-09.07	■
1.8 FSI (BPU)	PR 1KD	Gasolina	FWD	1781	110	150	08.06-06.08	■
1.8 TFSI (BYT)	PR 1KD	Gasolina	FWD	1798	118	160	11.06-03.13	■
1.8 TFSI (BZB)	PR 1KD	Gasolina	FWD	1798	118	160	11.06-03.13	■
1.8 TFSI (CDAA)	PR 1KD	Gasolina	FWD	1798	118	160	11.06-03.13	■

LISTA DE APLICACIONES - BUYERS GUIDE

1.8 TFSI quattro (CDAA)	PR 1KF	Gasolina	4WD	1798	118	160	07.08-03.13	■
2.0 FSI (AXW)	PR 1KD	Gasolina	FWD	1984	110	150	09.04-06.08	■
2.0 FSI (BLR)	PR 1KD	Gasolina	FWD	1984	110	150	09.04-06.08	■
2.0 FSI (BLX)	PR 1KD	Gasolina	FWD	1984	110	150	09.04-06.08	■
2.0 FSI (BLY)	PR 1KD	Gasolina	FWD	1984	110	150	09.04-06.08	■
2.0 FSI (BMB)	PR 1KD	Gasolina	FWD	1984	110	150	09.04-06.08	■
2.0 FSI (BVY)	PR 1KD	Gasolina	FWD	1984	110	150	09.04-06.08	■
2.0 FSI (BVZ)	PR 1KD	Gasolina	FWD	1984	110	150	09.04-06.08	■
2.0 TFSI (AXX)	PR 1KD, PR 1KQ	Gasolina	FWD	1984	147	200	09.04-03.13	■
2.0 TFSI (BPY)	PR 1KD, PR 1KQ	Gasolina	FWD	1984	147	200	09.04-03.13	■
2.0 TFSI (BWA)	PR 1KD, PR 1KQ	Gasolina	FWD	1984	147	200	09.04-03.13	■
2.0 TFSI (CAWB)	PR 1KD, PR 1KQ	Gasolina	FWD	1984	147	200	09.04-03.13	■
2.0 TFSI (CBFA)	PR 1KD, PR 1KQ	Gasolina	FWD	1984	147	200	09.04-03.13	■
2.0 TFSI (CCTA)	PR 1KD, PR 1KQ	Gasolina	FWD	1984	147	200	09.04-03.13	■
2.0 TFSI (CCZA)	PR 1KD, PR 1KQ	Gasolina	FWD	1984	147	200	09.04-03.13	■
1.6 E-Power (CCSA)	PR 1KD	Gasol./Etanol	FWD	1595	75	102	01.11-03.13	■
1.6 E-Power (CMXA)	PR 1KD	Gasol./Etanol	FWD	1595	75	102	01.11-03.13	■
1.6 TDI (CAYB)	PR 1KD	Diesel	FWD	1598	66	90	05.09-03.13	■
1.6 TDI (CAYC)	PR 1KD	Diesel	FWD	1598	77	105	05.09-03.13	■
1.9 TDI (BKC)	PR 1KD	Diesel	FWD	1896	77	105	09.04-05.10	■
1.9 TDI (BLS)	PR 1KD	Diesel	FWD	1896	77	105	09.04-05.10	■
1.9 TDI (BXE)	PR 1KD	Diesel	FWD	1896	77	105	09.04-05.10	■
2.0 TDI (AZV)	PR 1KD	Diesel	FWD	1968	100	136	09.04-03.13	■
2.0 TDI (CBAA)	PR 1KD	Diesel	FWD	1968	100	136	09.04-03.13	■
2.0 TDI (CFFA)	PR 1KD	Diesel	FWD	1968	100	136	09.04-03.13	■
2.0 TDI (BMM)	PR 1KD	Diesel	FWD	1968	103	140	06.05-06.08	■
2.0 TDI 16V (BKD)	PR 1KD	Diesel	FWD	1968	103	140	09.04-03.13	■
2.0 TDI 16V (CBAB)	PR 1KD	Diesel	FWD	1968	103	140	09.04-03.13	■
2.0 TDI 16V (CBEA)	PR 1KD	Diesel	FWD	1968	103	140	09.04-03.13	■
2.0 TDI 16V (CFFB)	PR 1KD	Diesel	FWD	1968	103	140	09.04-03.13	■
2.0 TDI 16V (CLJA)	PR 1KD	Diesel	FWD	1968	103	140	09.04-03.13	■
2.0 TDI	PR 1KD	Diesel	FWD	1968	104	141	01.10-03.13	■
2.0 TDI (BUY)	PR 1KD	Diesel	FWD	1968	120	163	06.06-06.08	■
2.0 TDI (BMN)	PR 1KD	Diesel	FWD	1968	125	170	03.06-03.13	■
2.0 TDI (CBBB)	PR 1KD	Diesel	FWD	1968	125	170	03.06-03.13	■
2.0 TDI (CFGB)	PR 1KD	Diesel	FWD	1968	125	170	03.06-03.13	■
A4 B5 (8D2) 11.94-12.01					Saloon (Compact executive car-D Segment)			
1.6 (ADP)	PR 1KE	Gasolina	FWD	1595	74	100	11.94-10.00	■
1.6 (AHL)	PR 1KE	Gasolina	FWD	1595	74	100	11.94-10.00	■
1.6 (ANA)	PR 1KE	Gasolina	FWD	1595	74	100	11.94-10.00	■
1.6 (ARM)	PR 1KE	Gasolina	FWD	1595	74	100	11.94-10.00	■
1.6 (ALZ)	PR 1KE	Gasolina	FWD	1595	75	102	07.00-11.00	■
1.8 (AFY)	PR 1KE	Gasolina	FWD	1781	85	115	04.95-11.00	■
1.8 quattro (AFY)	PR 1KE	Gasolina	4WD	1781	85	115	07.95-11.00	■
1.8 (ADR)	PR 1KE	Gasolina	FWD	1781	92	125	11.94-11.00	■
1.8 (APT)	PR 1KE	Gasolina	FWD	1781	92	125	11.94-11.00	■
1.8 (ARG)	PR 1KE	Gasolina	FWD	1781	92	125	11.94-11.00	■
1.8 (AVV)	PR 1KE	Gasolina	FWD	1781	92	125	11.94-11.00	■
1.8 quattro (ADR)	PR 1KE	Gasolina	4WD	1781	92	125	01.95-11.00	■
1.8 quattro (APT)	PR 1KE	Gasolina	4WD	1781	92	125	01.95-11.00	■

LISTA DE APLICACIONES - BUYERS GUIDE

1.8 quattro (ARG)	PR 1KE	Gasolina	4WD	1781	92	125	01.95-11.00
1.8 T (AEB)	PR 1KE	Gasolina	FWD	1781	110	150	01.95-11.00
1.8 T (ANB)	PR 1KE	Gasolina	FWD	1781	110	150	01.95-11.00
1.8 T (APU)	PR 1KE	Gasolina	FWD	1781	110	150	01.95-11.00
1.8 T (ARK)	PR 1KE	Gasolina	FWD	1781	110	150	01.95-11.00
1.8 T (ATW)	PR 1KE	Gasolina	FWD	1781	110	150	01.95-11.00
1.8 T (AWT)	PR 1KE	Gasolina	FWD	1781	110	150	01.95-11.00
1.8 T quattro (AEB)	PR 1KE	Gasolina	4WD	1781	110	150	01.95-11.00
1.8 T quattro (ANB)	PR 1KE	Gasolina	4WD	1781	110	150	01.95-11.00
1.8 T quattro (APU)	PR 1KE	Gasolina	4WD	1781	110	150	01.95-11.00
1.8 T quattro (ARK)	PR 1KE	Gasolina	4WD	1781	110	150	01.95-11.00
1.8 T quattro (ATW)	PR 1KE	Gasolina	4WD	1781	110	150	01.95-11.00
1.8 T quattro (AWT)	PR 1KE	Gasolina	4WD	1781	110	150	01.95-11.00
1.8 T (AMB)	PR 1KE	Gasolina	FWD	1781	125	170	05.00-09.00
1.8 T	PR 1KE	Gasolina	FWD	1781	125	170	01.95-11.00
1.8 T (AJL)	PR 1KE	Gasolina	FWD	1781	132	180	12.97-11.00
1.8 T quattro (AJL)	PR 1KE	Gasolina	4WD	1781	132	180	12.97-11.00
2.4	PR 1KE	Gasolina	FWD	2393	110	150	07.95-07.97
2.4 (AJG)	PR 1KE	Gasolina	FWD	2393	120	163	08.97-11.00
2.4 (AMM)	PR 1KE	Gasolina	FWD	2393	120	163	08.97-11.00
2.4 (APZ)	PR 1KE	Gasolina	FWD	2393	120	163	08.97-11.00
2.4 quattro (AJG)	PR 1KE	Gasolina	4WD	2393	120	163	08.97-11.00
2.4 quattro (APZ)	PR 1KE	Gasolina	4WD	2393	120	163	08.97-11.00
2.4 (AGA)	PR 1KE	Gasolina	FWD	2393	121	165	03.97-11.00
2.4 (ALF)	PR 1KE	Gasolina	FWD	2393	121	165	03.97-11.00
2.4 (AML)	PR 1KE	Gasolina	FWD	2393	121	165	03.97-11.00
2.4 (APS)	PR 1KE	Gasolina	FWD	2393	121	165	03.97-11.00
2.4 (ARJ)	PR 1KE	Gasolina	FWD	2393	121	165	03.97-11.00
2.4 quattro (AGA)	PR 1KE	Gasolina	4WD	2393	121	165	03.97-11.00
2.4 quattro (ALF)	PR 1KE	Gasolina	4WD	2393	121	165	03.97-11.00
2.4 quattro (AML)	PR 1KE	Gasolina	4WD	2393	121	165	03.97-11.00
2.4 quattro (APS)	PR 1KE	Gasolina	4WD	2393	121	165	03.97-11.00
2.4 quattro (ARJ)	PR 1KE	Gasolina	4WD	2393	121	165	03.97-11.00
2.6 (ACZ)		Gasolina	FWD	2598	102	139	01.96-07.97
2.6 (ABC)	PR 1KE	Gasolina	FWD	2598	110	150	01.95-11.00
2.6 quattro (ABC)	PR 1KE	Gasolina	4WD	2598	110	150	01.95-11.00
2.7 Turbo quattro	PR 1KE	Gasolina	4WD	2671	169	230	02.99-09.00
S4	PR 1KE	Gasolina	FWD	2671	187	254	10.97-12.98
S4 quattro (AGB)	PR 1KD	Gasolina	4WD	2671	195	265	09.97-09.01
S4 quattro (AZB)	PR 1KD	Gasolina	4WD	2671	195	265	09.97-09.01
2.8 (AAH)	PR 1KE	Gasolina	FWD	2771	128	174	09.95-07.97
2.8 (AFC)	PR 1KE	Gasolina	FWD	2771	128	174	09.95-07.97
2.8 quattro (AAH)	PR 1KE	Gasolina	4WD	2771	128	174	01.95-07.97
2.8 quattro (AFC)	PR 1KE	Gasolina	4WD	2771	128	174	01.95-07.97
2.8 (ATX)	PR 1KE	Gasolina	FWD	2771	140	190	09.99-10.00
2.8 quattro (ATX)	PR 1KE	Gasolina	4WD	2771	140	190	09.99-10.00
2.8 (ACK)	PR 1KE	Gasolina	FWD	2771	142	193	10.96-11.00
2.8 (AHA)	PR 1KE	Gasolina	FWD	2771	142	193	10.96-11.00
2.8 (ALG)	PR 1KE	Gasolina	FWD	2771	142	193	10.96-11.00
2.8 (AMX)	PR 1KE	Gasolina	FWD	2771	142	193	10.96-11.00
2.8 (APR)	PR 1KE	Gasolina	FWD	2771	142	193	10.96-11.00

LISTA DE APLICACIONES - BUYERS GUIDE

2.8 (AQD)	PR 1KE	Gasolina	FWD	2771	142	193	10.96-11.00	■
2.8 (ATQ)	PR 1KE	Gasolina	FWD	2771	142	193	10.96-11.00	■
2.8 quattro (ACK)	PR 1KE	Gasolina	4WD	2771	142	193	10.96-08.01	■
2.8 quattro (AHA)	PR 1KE	Gasolina	4WD	2771	142	193	10.96-08.01	■
2.8 quattro (ALG)	PR 1KE	Gasolina	4WD	2771	142	193	10.96-08.01	■
2.8 quattro (AMX)	PR 1KE	Gasolina	4WD	2771	142	193	10.96-08.01	■
2.8 quattro (APR)	PR 1KE	Gasolina	4WD	2771	142	193	10.96-08.01	■
2.8 quattro (AQD)	PR 1KE	Gasolina	4WD	2771	142	193	10.96-08.01	■
2.8 quattro (ATQ)	PR 1KE	Gasolina	4WD	2771	142	193	10.96-08.01	■
1.9 TDI (AFF)	PR 1KE	Diesel	FWD	1896	55	75	12.95-11.00	■
1.9 TDI (1Z)	PR 1KE	Diesel	FWD	1896	66	90	01.95-11.00	■
1.9 TDI (AHH)	PR 1KE	Diesel	FWD	1896	66	90	01.95-11.00	■
1.9 TDI (AHU)	PR 1KE	Diesel	FWD	1896	66	90	01.95-11.00	■
1.9 TDI (AFN)	PR 1KE	Diesel	FWD	1896	81	110	10.95-11.00	■
1.9 TDI (AVG)	PR 1KE	Diesel	FWD	1896	81	110	10.95-11.00	■
1.9 TDI quattro (AFN)	PR 1KE	Diesel	4WD	1896	81	110	07.96-01.00	■
1.9 TDI quattro (AVG)	PR 1KE	Diesel	4WD	1896	81	110	07.96-01.00	■
1.9 TDI (AJM)	PR 1KE	Diesel	FWD	1896	85	116	03.00-11.00	■
1.9 TDI quattro (AJM)	PR 1KE	Diesel	4WD	1896	85	116	03.00-11.00	■
1.9 TDI quattro (ATJ)	PR 1KE	Diesel	4WD	1896	85	116	03.00-11.00	■
2.5 TDI (AFB)	PR 1KE	Diesel	FWD	2496	110	150	09.97-11.00	■
2.5 TDI (AKN)	PR 1KE	Diesel	FWD	2496	110	150	09.97-11.00	■
2.5 TDI quattro (AFB)	PR 1KE	Diesel	4WD	2496	110	150	09.97-11.00	■
2.5 TDI quattro (AKN)	PR 1KE	Diesel	4WD	2496	110	150	09.97-11.00	■
A4 B5 Avant (8D5) 11.94-12.02					Estate (Compact executive car-D Segment)			
1.6 (ADP)		Gasolina	FWD	1595	74	100	11.94-09.01	■
1.6 (AHL)		Gasolina	FWD	1595	74	100	11.94-09.01	■
1.6 (ANA)		Gasolina	FWD	1595	74	100	11.94-09.01	■
1.6 (ARM)		Gasolina	FWD	1595	74	100	11.94-09.01	■
1.6 (ALZ)		Gasolina	FWD	1595	75	102	07.00-09.01	■
1.8 (AFY)		Gasolina	FWD	1781	85	115	07.95-09.01	■
1.8 quattro (AFY)	PR 1KD	Gasolina	4WD	1781	85	115	07.95-09.01	■
1.8 (ADR)		Gasolina	FWD	1781	92	125	02.96-09.01	■
1.8 (APT)		Gasolina	FWD	1781	92	125	02.96-09.01	■
1.8 (ARG)		Gasolina	FWD	1781	92	125	02.96-09.01	■
1.8 (AVV)		Gasolina	FWD	1781	92	125	02.96-09.01	■
1.8 quattro (ADR)	PR 1KD	Gasolina	4WD	1781	92	125	01.96-09.01	■
1.8 quattro (APT)	PR 1KD	Gasolina	4WD	1781	92	125	01.96-09.01	■
1.8 quattro (ARG)	PR 1KD	Gasolina	4WD	1781	92	125	01.96-09.01	■
1.8 T (AEB)		Gasolina	FWD	1781	110	150	03.96-09.01	■
1.8 T (ANB)		Gasolina	FWD	1781	110	150	03.96-09.01	■
1.8 T (APU)		Gasolina	FWD	1781	110	150	03.96-09.01	■
1.8 T (ARK)		Gasolina	FWD	1781	110	150	03.96-09.01	■
1.8 T (AWT)		Gasolina	FWD	1781	110	150	03.96-09.01	■
1.8 T quattro (AEB)	PR 1KD	Gasolina	4WD	1781	110	150	01.96-09.01	■
1.8 T quattro (ANB)	PR 1KD	Gasolina	4WD	1781	110	150	01.96-09.01	■
1.8 T quattro (APU)	PR 1KD	Gasolina	4WD	1781	110	150	01.96-09.01	■
1.8 T quattro (ARK)	PR 1KD	Gasolina	4WD	1781	110	150	01.96-09.01	■
1.8 T quattro (ATW)	PR 1KD	Gasolina	4WD	1781	110	150	01.96-09.01	■
1.8 T quattro (AWT)	PR 1KD	Gasolina	4WD	1781	110	150	01.96-09.01	■
1.8 T (AJL)		Gasolina	FWD	1781	132	180	12.97-09.01	■

LISTA DE APLICACIONES - BUYERS GUIDE

1.8 T quattro (AJL)	PR 1KD	Gasolina	4WD	1781	132	180	12.97-09.01	■
2.4		Gasolina	FWD	2393	110	150	07.95-07.97	■
2.4 (AJG)		Gasolina	FWD	2393	120	163	08.97-09.01	■
2.4 (AMM)		Gasolina	FWD	2393	120	163	08.97-09.01	■
2.4 (APZ)		Gasolina	FWD	2393	120	163	08.97-09.01	■
2.4 quattro (AJG)	PR 1KD	Gasolina	4WD	2393	120	163	08.97-09.01	■
2.4 quattro (APZ)	PR 1KD	Gasolina	4WD	2393	120	163	08.97-09.01	■
2.4 (AGA)		Gasolina	FWD	2393	121	165	03.97-09.01	■
2.4 (ALF)		Gasolina	FWD	2393	121	165	03.97-09.01	■
2.4 (AML)		Gasolina	FWD	2393	121	165	03.97-09.01	■
2.4 (APS)		Gasolina	FWD	2393	121	165	03.97-09.01	■
2.4 (ARJ)		Gasolina	FWD	2393	121	165	03.97-09.01	■
2.4 quattro (AGA)	PR 1KD	Gasolina	4WD	2393	121	165	03.97-09.01	■
2.4 quattro (ALF)	PR 1KD	Gasolina	4WD	2393	121	165	03.97-09.01	■
2.4 quattro (AML)	PR 1KD	Gasolina	4WD	2393	121	165	03.97-09.01	■
2.4 quattro (APS)	PR 1KD	Gasolina	4WD	2393	121	165	03.97-09.01	■
2.4 quattro (ARJ)	PR 1KD	Gasolina	4WD	2393	121	165	03.97-09.01	■
2.6 (ABC)		Gasolina	FWD	2598	110	150	02.96-09.01	■
2.6 quattro (ABC)	PR 1KD	Gasolina	4WD	2598	110	150	01.96-09.01	■
S4 quattro (APB)		Gasolina	4WD	2671	185	252	01.01-12.02	■
S4 quattro (AGB)		Gasolina	4WD	2671	195	265	09.97-09.01	■
S4 quattro (AZB)		Gasolina	4WD	2671	195	265	09.97-09.01	■
2.8 (AAH)		Gasolina	FWD	2771	128	174	03.96-09.96	■
2.8 quattro (AAH)	PR 1KD	Gasolina	4WD	2771	128	174	01.96-09.96	■
2.8 (ATX)		Gasolina	FWD	2771	140	190	03.99-09.00	■
2.8 quattro (ATX)	PR 1KD	Gasolina	4WD	2771	140	190	03.99-09.00	■
2.8 (ACK)		Gasolina	FWD	2771	142	193	10.96-09.01	■
2.8 (AHA)		Gasolina	FWD	2771	142	193	10.96-09.01	■
2.8 (ALG)		Gasolina	FWD	2771	142	193	10.96-09.01	■
2.8 (APR)		Gasolina	FWD	2771	142	193	10.96-09.01	■
2.8 (AQD)		Gasolina	FWD	2771	142	193	10.96-09.01	■
2.8 quattro (ACK)	PR 1KD	Gasolina	4WD	2771	142	193	10.96-09.01	■
2.8 quattro (AHA)	PR 1KD	Gasolina	4WD	2771	142	193	10.96-09.01	■
2.8 quattro (ALG)	PR 1KD	Gasolina	4WD	2771	142	193	10.96-09.01	■
2.8 quattro (AMX)	PR 1KD	Gasolina	4WD	2771	142	193	10.96-09.01	■
2.8 quattro (APR)	PR 1KD	Gasolina	4WD	2771	142	193	10.96-09.01	■
2.8 quattro (AQD)	PR 1KD	Gasolina	4WD	2771	142	193	10.96-09.01	■
2.8 quattro (ATQ)	PR 1KD	Gasolina	4WD	2771	142	193	10.96-09.01	■
1.9 Hybrid (AHU)		Diesel/el éc.	FWD	1896	66	90	03.98-06.00	■
1.9 TDI (AFF)		Diesel	FWD	1896	55	75	03.96-09.01	■
1.9 TDI (1Z)		Diesel	FWD	1896	66	90	02.96-09.01	■
1.9 TDI (AHH)		Diesel	FWD	1896	66	90	02.96-09.01	■
1.9 TDI (AHU)		Diesel	FWD	1896	66	90	02.96-09.01	■
1.9 TDI (AFN)		Diesel	FWD	1896	81	110	02.96-09.01	■
1.9 TDI (AVG)		Diesel	FWD	1896	81	110	02.96-09.01	■
1.9 TDI quattro (AFN)	PR 1KD	Diesel	4WD	1896	81	110	09.96-09.01	■
1.9 TDI quattro (AVG)	PR 1KD	Diesel	4WD	1896	81	110	09.96-09.01	■
1.9 TDI (AJM)		Diesel	FWD	1896	85	115	03.00-09.01	■
1.9 TDI (ATJ)		Diesel	FWD	1896	85	115	03.00-09.01	■
1.9 TDI quattro (ATJ)	PR 1KD	Diesel	4WD	1896	85	115	03.00-09.01	■
2.5 TDI (AFB)		Diesel	FWD	2496	110	150	09.97-09.01	■

LISTA DE APLICACIONES - BUYERS GUIDE

2.5 TDI (AKN)		Diesel	FWD	2496	110	150	09.97-09.01	■
2.5 TDI quattro (AFB)	PR 1KD	Diesel	4WD	2496	110	150	09.97-09.01	■
2.5 TDI quattro (AKN)	PR 1KD	Diesel	4WD	2496	110	150	09.97-09.01	■
A4 II B6 (8H7) 01.02-12.09					Convertible (Compact executive car-D Segment)			
1.8 T (BFB)	PR 1KP	Gasolina	FWD	1781	120	163	07.02-12.05	■
1.8 T quattro (BFB)	PR 1KP	Gasolina	4WD	1781	120	163	05.03-12.05	■
1.8 T (AMB)	PR 1KD, PR 1KP, PR 1KW	Gasolina	FWD	1781	125	170	10.02-10.05	■
2.0 (ALT)	PR 1KD	Gasolina	FWD	1984	96	130	09.04-12.05	■
2.0 TFSI	PR 1KD, PR 1KP, PR 1KW	Gasolina	FWD	1984	147	200	11.05-03.09	■
3.0 (BBJ)	PR 1KP	Gasolina	FWD	2976	160	218	04.02-12.05	■
A4 II B6 (8E2) 11.00-12.05					Saloon (Compact executive car-D Segment)			
1.6 (ALZ)	PR 1KD	Gasolina	FWD	1595	75	102	11.00-12.04	■
1.8 T (AVJ)	PR 1KD	Gasolina	FWD	1781	110	150	11.00-07.02	■
1.8 T quattro (AVJ)	PR 1KD	Gasolina	4WD	1781	110	150	11.00-07.02	■
1.8 T quattro (BFB)	PR 1KD	Gasolina	4WD	1781	120	163	07.02-12.04	■
1.8 T (AMB)	PR 1KD	Gasolina	FWD	1781	125	170	07.01-12.04	■
1.8 T quattro (AMB)	PR 1KD	Gasolina	4WD	1781	125	170	07.01-12.04	■
1.8 T quattro (AWM)	PR 1KD	Gasolina	4WD	1781	125	170	07.01-12.04	■
1.8 T (AWM)	PR 1KD	Gasolina	FWD	1781	127	173	01.01-12.04	■
1.8 T quattro (BEX)	PR 1KD	Gasolina	4WD	1781	140	190	11.02-12.04	■
2.0 (ALT)	PR 1KD	Gasolina	FWD	1984	96	130	11.00-12.04	■
2.0 FSI (AWA)	PR 1KD	Gasolina	FWD	1984	110	150	07.02-12.04	■
3.0 (BGN)	PR 1KD	Gasolina	FWD	2976	164	223	01.05-12.05	■
3.0 quattro (BGN)	PR 1KD	Gasolina	FWD	2976	164	223	01.05-12.05	■
1.9 TDI (AVB)	PR 1KD	Diesel	FWD	1896	74	101	05.01-12.04	■
1.9 TDI (BKE)	PR 1KD	Diesel	FWD	1896	85	116	06.04-12.04	■
1.9 TDI (AVF)	PR 1KD	Diesel	FWD	1896	96	130	11.00-12.04	■
1.9 TDI (AWX)	PR 1KD	Diesel	FWD	1896	96	130	11.00-12.04	■
1.9 TDI quattro (AVF)	PR 1KD	Diesel	4WD	1896	96	130	11.01-12.04	■
A4 II B6 Avant (8E5) 02.00-12.05					Estate (Compact executive car-D Segment)			
1.6 (ALZ)	PR 1KD	Gasolina	FWD	1595	75	102	09.01-12.04	■
1.8 T (AVJ)	PR 1KD	Gasolina	FWD	1781	110	150	09.01-07.02	■
1.8 T quattro (AVJ)	PR 1KD	Gasolina	4WD	1781	110	150	09.01-07.02	■
1.8 T quattro (AMB)	PR 1KD	Gasolina	4WD	1781	125	170	09.01-12.04	■
1.8 T quattro (AWM)	PR 1KD	Gasolina	4WD	1781	127	173	04.01-12.04	■
1.8 T (BEX)	PR 1KD	Gasolina	FWD	1781	140	190	11.02-12.04	■
1.8 T quattro (BEX)	PR 1KD	Gasolina	4WD	1781	140	190	11.02-12.04	■
2.0 (ALT)	PR 1KD	Gasolina	FWD	1984	96	130	09.01-12.04	■
2.0 FSI (AWA)	PR 1KD	Gasolina	FWD	1984	110	150	07.02-12.04	■
2.4 (AMM)		Gasolina	FWD	2393	120	163	09.01-12.04	■
3.0 (BBJ)		Gasolina	FWD	2976	160	218	04.01-12.04	■
3.0 quattro (BBJ)		Gasolina	4WD	2976	160	218	04.01-12.04	■
3.0 (ASN)		Gasolina	FWD	2976	162	220	09.01-12.04	■
3.0 quattro (AK,BGN)	PR 1KD	Gasolina	4WD	2976	164	223	09.01-12.04	■
1.9 TDI (AVB)	PR 1KD	Diesel	FWD	1896	74	101	11.01-12.04	■
1.9 TDI (BKE)	PR 1KD	Diesel	FWD	1896	85	116	06.04-12.04	■
1.9 TDI (AVF)	PR 1KD	Diesel	FWD	1896	96	130	09.01-12.04	■
1.9 TDI (AWX)	PR 1KD	Diesel	FWD	1896	96	130	09.01-12.04	■
1.9 TDI quattro (AVF)	PR 1KD	Diesel	4WD	1896	96	130	11.01-12.04	■

LISTA DE APLICACIONES - BUYERS GUIDE

A4 III B7 (8HE) 01.02-01.10					Convertible (Compact executive car-D Segment)			
2.0 TFSI 16V (BWE)		Gasolina	FWD	1984	147	200	01.06-03.09	■
2.0 TFSI 16V (BWT)		Gasolina	FWD	1984	147	200	01.06-03.09	■
2.0 TDI (BRC)	PR 1KD	Diesel	FWD	1968	100	136	01.06-03.09	■
2.0 TDI (BPW)	PR 1KD	Diesel	FWD	1968	103	140	01.06-03.09	■
A6 II C5 Avant (4B5) 11.97-01.06					Estate (Executive car-E Segment)			
1.8 (AFY)		Gasolina	FWD	1781	85	116	02.98-01.05	■
1.8 (AJP)		Gasolina	FWD	1781	92	125	12.97-01.05	■
1.8 (AQE)		Gasolina	FWD	1781	92	125	12.97-01.05	■
1.8 (ARH)		Gasolina	FWD	1781	92	125	12.97-01.05	■
1.8 T (AEB)		Gasolina	FWD	1781	110	150	12.97-01.05	■
1.8 T (ANB)		Gasolina	FWD	1781	110	150	12.97-01.05	■
1.8 T (APU)		Gasolina	FWD	1781	110	150	12.97-01.05	■
1.8 T (ARK)		Gasolina	FWD	1781	110	150	12.97-01.05	■
1.8 T (AWT)		Gasolina	FWD	1781	110	150	12.97-01.05	■
1.8 T quattro (AEB)	PR 0N1, PR 0N5, PR 0N6	Gasolina	4WD	1781	110	150	12.97-01.05	■
1.8 T quattro (ANB)	PR 0N1, PR 0N5, PR 0N6	Gasolina	4WD	1781	110	150	12.97-01.05	■
1.8 T quattro (APU)	PR 0N1, PR 0N5, PR 0N6	Gasolina	4WD	1781	110	150	12.97-01.05	■
1.8 T quattro (ARK)	PR 0N1, PR 0N5, PR 0N6	Gasolina	4WD	1781	110	150	12.97-01.05	■
1.8 T quattro (AWT)	PR 0N1, PR 0N5, PR 0N6	Gasolina	4WD	1781	110	150	12.97-01.05	■
1.8 T (AJL)		Gasolina	FWD	1781	132	180	04.99-01.05	■
1.8 T quattro (AJL)	PR 0N1, PR 0N5, PR 0N6	Gasolina	4WD	1781	132	180	12.97-01.05	■
2.4 (ALW)		Gasolina	FWD	2393	100	136	07.98-01.05	■
2.4 (ARN)		Gasolina	FWD	2393	100	136	07.98-01.05	■
2.4 (ASM)		Gasolina	FWD	2393	100	136	07.98-01.05	■
2.4 (APC)		Gasolina	FWD	2393	115	156	12.97-01.05	■
2.4 quattro (APC)	PR 0N1, PR 0N5, PR 0N6	Gasolina	4WD	2393	115	156	08.98-05.01	■
2.4 (AJG)		Gasolina	FWD	2393	120	163	12.97-01.05	■
2.4 (AMM)		Gasolina	FWD	2393	120	163	12.97-01.05	■
2.4 (APZ)		Gasolina	FWD	2393	120	163	12.97-01.05	■
2.4 quattro (AJG)	PR 0N1, PR 0N5, PR 0N6	Gasolina	4WD	2393	120	163	12.97-01.05	■
2.4 quattro (APZ)	PR 0N1, PR 0N5, PR 0N6	Gasolina	4WD	2393	120	163	12.97-01.05	■
2.4 (AGA)		Gasolina	FWD	2393	121	165	12.97-01.05	■
2.4 (ALF)		Gasolina	FWD	2393	121	165	12.97-01.05	■
2.4 (AML)		Gasolina	FWD	2393	121	165	12.97-01.05	■
2.4 (APS)		Gasolina	FWD	2393	121	165	12.97-01.05	■
2.4 (ARJ)		Gasolina	FWD	2393	121	165	12.97-01.05	■
2.4 quattro (AGA)	PR 0N1, PR 0N5, PR 0N6	Gasolina	4WD	2393	121	165	12.97-01.05	■
2.4 quattro (ALF)	PR 0N1, PR 0N5, PR 0N6	Gasolina	4WD	2393	121	165	12.97-01.05	■
2.4 quattro (AML)	PR 0N1, PR 0N5, PR 0N6	Gasolina	4WD	2393	121	165	12.97-01.05	■
2.4 quattro (APS)	PR 0N1, PR 0N5, PR 0N6	Gasolina	4WD	2393	121	165	12.97-01.05	■
2.4 quattro (ARJ)	PR 0N1, PR 0N5, PR 0N6	Gasolina	4WD	2393	121	165	12.97-01.05	■
2.7 T (AJK)		Gasolina	FWD	2671	169	230	02.99-01.05	■
2.7 T quattro (AJK)	PR 0N5, PR 0N6	Gasolina	4WD	2671	169	230	12.97-01.05	■
2.7 T quattro (AZA)	PR 0N5, PR 0N6	Gasolina	4WD	2671	169	230	12.97-01.05	■
2.8 (AGE)		Gasolina	FWD	2771	132	180	12.97-05.00	■
2.8 (ATX)		Gasolina	FWD	2771	140	190	07.99-01.05	■
2.8 (ACK)		Gasolina	FWD	2771	142	193	12.97-01.05	■
2.8 (ALG)		Gasolina	FWD	2771	142	193	12.97-01.05	■
2.8 (AMX)		Gasolina	FWD	2771	142	193	12.97-01.05	■

LISTA DE APLICACIONES - BUYERS GUIDE

2.8 (APR)		Gasolina	FWD	2771	142	193	12.97-01.05	■
2.8 (AQD)		Gasolina	FWD	2771	142	193	12.97-01.05	■
2.8 quattro (ACK)	PR 0N1, PR 0N5, PR 0N6	Gasolina	4WD	2771	142	193	12.97-01.05	■
2.8 quattro (ALG)	PR 0N1, PR 0N5, PR 0N6	Gasolina	4WD	2771	142	193	12.97-01.05	■
2.8 quattro (AMX)	PR 0N1, PR 0N5, PR 0N6	Gasolina	4WD	2771	142	193	12.97-01.05	■
2.8 quattro (APR)	PR 0N1, PR 0N5, PR 0N6	Gasolina	4WD	2771	142	193	12.97-01.05	■
2.8 quattro (AQD)	PR 0N1, PR 0N5, PR 0N6	Gasolina	4WD	2771	142	193	12.97-01.05	■
2.8 quattro (ATQ)	PR 0N1, PR 0N5, PR 0N6	Gasolina	4WD	2771	142	193	12.97-01.05	■
3.7 (AQG)		Gasolina	FWD	3697	191	260	03.99-01.05	■
3.7 quattro (AQG)		Gasolina	4WD	3697	191	260	03.99-01.05	■
4.2 quattro (ARS)		Gasolina	4WD	4172	220	299	11.98-01.05	■
4.2 quattro (ASG)		Gasolina	4WD	4172	220	299	11.98-01.05	■
1.9 TDI (AFN)		Diesel	FWD	1896	81	110	02.98-04.01	■
1.9 TDI (AVG)		Diesel	FWD	1896	81	110	02.98-04.01	■
1.9 TDI (AJM)		Diesel	FWD	1896	85	115	07.00-01.05	■
2.5 TDI (AFB)		Diesel	FWD	2496	110	150	12.97-01.05	■
2.5 TDI (AKN)		Diesel	FWD	2496	110	150	12.97-01.05	■
2.5 TDI quattro (AFB)	PR 0N1, PR 0N5, PR 0N6	Diesel	4WD	2496	110	150	12.97-01.05	■
2.5 TDI quattro (AKN)	PR 0N1, PR 0N5, PR 0N6	Diesel	4WD	2496	110	150	12.97-01.05	■
2.5 TDI (AKE)		Diesel	FWD	2496	132	180	02.00-01.05	■
2.5 TDI (BAU)		Diesel	FWD	2496	132	180	02.00-01.05	■
2.5 TDI (BDH)		Diesel	FWD	2496	132	180	02.00-01.05	■
2.5 TDI quattro (AKE)	PR 0N1, PR 0N5, PR 0N6	Diesel	4WD	2496	132	180	02.00-01.05	■
2.5 TDI quattro (BAU)	PR 0N1, PR 0N5, PR 0N6	Diesel	4WD	2496	132	180	02.00-01.05	■
2.5 TDI quattro (BDH)	PR 0N1, PR 0N5, PR 0N6	Diesel	4WD	2496	132	180	02.00-01.05	■
A6 II C5 (4B2) 01.97-12.05					Saloon (Executive car-E Segment)			
1.8 (AFY)		Gasolina	FWD	1781	85	116	05.97-01.05	■
1.8 (AJP)		Gasolina	FWD	1781	92	125	07.97-01.05	■
1.8 (AQE)		Gasolina	FWD	1781	92	125	07.97-01.05	■
1.8 (ARH)		Gasolina	FWD	1781	92	125	07.97-01.05	■
1.8 T (AEB)		Gasolina	FWD	1781	110	150	01.97-01.05	■
1.8 T (ANB)		Gasolina	FWD	1781	110	150	01.97-01.05	■
1.8 T (APU)		Gasolina	FWD	1781	110	150	01.97-01.05	■
1.8 T (ARK)		Gasolina	FWD	1781	110	150	01.97-01.05	■
1.8 T (AWT)		Gasolina	FWD	1781	110	150	01.97-01.05	■
1.8 T quattro (AEB)	PR 0N1, PR 0N5, PR 0N6	Gasolina	4WD	1781	110	150	02.97-01.05	■
1.8 T quattro (ANB)	PR 0N1, PR 0N5, PR 0N6	Gasolina	4WD	1781	110	150	02.97-01.05	■
1.8 T quattro (APU)	PR 0N1, PR 0N5, PR 0N6	Gasolina	4WD	1781	110	150	02.97-01.05	■
1.8 T quattro (ARK)	PR 0N1, PR 0N5, PR 0N6	Gasolina	4WD	1781	110	150	02.97-01.05	■
1.8 T quattro (AWT)	PR 0N1, PR 0N5, PR 0N6	Gasolina	4WD	1781	110	150	02.97-01.05	■
1.8 T (AJL)		Gasolina	FWD	1781	132	180	12.97-01.05	■
1.8 T quattro (AJL)	PR 0N1, PR 0N5, PR 0N6	Gasolina	4WD	1781	132	180	12.97-01.05	■
2.4 (ALW)		Gasolina	FWD	2393	100	136	07.98-01.05	■
2.4 (ARN)		Gasolina	FWD	2393	100	136	07.98-01.05	■
2.4 (ASM)		Gasolina	FWD	2393	100	136	07.98-01.05	■
2.4 (APC)		Gasolina	FWD	2393	115	156	02.97-01.05	■
2.4 quattro (APC)	PR 0N1, PR 0N5, PR 0N6	Gasolina	4WD	2393	115	156	08.98-07.99	■
2.4 (AJG)	PR 0N1, PR 0N5, PR 0N6	Gasolina	FWD	2393	120	163	02.97-01.05	■
2.4 (AMM)	PR 0N1, PR 0N5, PR 0N6	Gasolina	FWD	2393	120	163	02.97-01.05	■
2.4 (APZ)	PR 0N1, PR 0N5, PR 0N6	Gasolina	FWD	2393	120	163	02.97-01.05	■
2.4 quattro (AJG)	PR 0N1, PR 0N5, PR 0N6	Gasolina	4WD	2393	120	163	02.97-01.05	■

LISTA DE APLICACIONES - BUYERS GUIDE

2.4 quattro (APZ)	PR 0N1, PR 0N5, PR 0N6	Gasolina	4WD	2393	120	163	02.97-01.05	■
2.4 (AGA)	PR 0N1, PR 0N5, PR 0N6	Gasolina	FWD	2393	121	165	02.97-01.05	■
2.4 (ALF)	PR 0N1, PR 0N5, PR 0N6	Gasolina	FWD	2393	121	165	02.97-01.05	■
2.4 (AML)	PR 0N1, PR 0N5, PR 0N6	Gasolina	FWD	2393	121	165	02.97-01.05	■
2.4 (APS)	PR 0N1, PR 0N5, PR 0N6	Gasolina	FWD	2393	121	165	02.97-01.05	■
2.4 (ARJ)	PR 0N1, PR 0N5, PR 0N6	Gasolina	FWD	2393	121	165	02.97-01.05	■
2.4 quattro (AGA)	PR 0N1, PR 0N5, PR 0N6	Gasolina	4WD	2393	121	165	02.97-01.05	■
2.4 quattro (ALF)	PR 0N1, PR 0N5, PR 0N6	Gasolina	4WD	2393	121	165	02.97-01.05	■
2.4 quattro (AML)	PR 0N1, PR 0N5, PR 0N6	Gasolina	4WD	2393	121	165	02.97-01.05	■
2.4 quattro (APS)	PR 0N1, PR 0N5, PR 0N6	Gasolina	4WD	2393	121	165	02.97-01.05	■
2.4 quattro (ARJ)	PR 0N1, PR 0N5, PR 0N6	Gasolina	4WD	2393	121	165	02.97-01.05	■
2.7 T (AJK)		Gasolina	FWD	2671	169	230	02.99-01.05	■
2.7 T quattro (AJK)	PR 0N5, PR 0N6	Gasolina	4WD	2671	169	230	12.97-01.05	■
2.7 T quattro (AZA)	PR 0N5, PR 0N6	Gasolina	4WD	2671	169	230	12.97-01.05	■
2.7 T quattro (ARE)		Gasolina	4WD	2671	184	250	08.01-01.05	■
2.7 T quattro (BES)		Gasolina	4WD	2671	184	250	08.01-01.05	■
2.8 (AGE)		Gasolina	FWD	2771	132	180	10.97-05.00	■
2.8 quattro (AGE)	PR 0N1, PR 0N5, PR 0N6	Gasolina	4WD	2771	132	180	01.98-04.00	■
2.8 (ATX)		Gasolina	FWD	2771	140	190	07.99-01.05	■
2.8 (ACK)		Gasolina	FWD	2771	142	193	02.97-01.05	■
2.8 (ALG)		Gasolina	FWD	2771	142	193	02.97-01.05	■
2.8 (AMX)		Gasolina	FWD	2771	142	193	02.97-01.05	■
2.8 (APR)		Gasolina	FWD	2771	142	193	02.97-01.05	■
2.8 (AQD)		Gasolina	FWD	2771	142	193	02.97-01.05	■
2.8 (ATQ)		Gasolina	FWD	2771	142	193	02.97-01.05	■
2.8 quattro (ACK)	PR 0N1, PR 0N5, PR 0N6	Gasolina	4WD	2771	142	193	02.97-01.05	■
2.8 quattro (ALG)	PR 0N1, PR 0N5, PR 0N6	Gasolina	4WD	2771	142	193	02.97-01.05	■
2.8 quattro (AMX)	PR 0N1, PR 0N5, PR 0N6	Gasolina	4WD	2771	142	193	02.97-01.05	■
2.8 quattro (APR)	PR 0N1, PR 0N5, PR 0N6	Gasolina	4WD	2771	142	193	02.97-01.05	■
2.8 quattro (AQD)	PR 0N1, PR 0N5, PR 0N6	Gasolina	4WD	2771	142	193	02.97-01.05	■
2.8 quattro (ATQ)	PR 0N1, PR 0N5, PR 0N6	Gasolina	4WD	2771	142	193	02.97-01.05	■
3.7 (AQG)		Gasolina	FWD	3697	191	260	03.99-01.05	■
3.7 quattro (AQG)		Gasolina	4WD	3697	191	260	03.99-01.05	■
4.2 quattro (ARS)		Gasolina	4WD	4172	220	299	11.98-01.05	■
4.2 quattro (ART)		Gasolina	4WD	4172	220	299	11.98-01.05	■
4.2 quattro (ASG)		Gasolina	4WD	4172	220	299	11.98-01.05	■
4.2 quattro (AWN)		Gasolina	4WD	4172	220	299	11.98-01.05	■
1.9 TDI (AFN)		Diesel	FWD	1896	81	110	04.97-10.00	■
1.9 TDI (AVG)		Diesel	FWD	1896	81	110	04.97-10.00	■
1.9 TDI (AJM)		Diesel	FWD	1896	85	115	07.00-01.05	■
2.5 TDI (AFB)		Diesel	FWD	2496	110	150	07.97-01.05	■
2.5 TDI (AKN)		Diesel	FWD	2496	110	150	07.97-01.05	■
2.5 TDI quattro (AFB)	PR 0N1, PR 0N5, PR 0N6	Diesel	4WD	2496	110	150	07.97-01.05	■
2.5 TDI quattro (AKN)	PR 0N1, PR 0N5, PR 0N6	Diesel	4WD	2496	110	150	07.97-01.05	■
2.5 TDI (AKE)		Diesel	FWD	2496	132	180	02.00-01.05	■
2.5 TDI (BAU)		Diesel	FWD	2496	132	180	02.00-01.05	■
2.5 TDI (BDH)		Diesel	FWD	2496	132	180	02.00-01.05	■
2.5 TDI quattro (AKE)	PR 0N1, PR 0N5, PR 0N6	Diesel	4WD	2496	132	180	02.00-01.05	■
2.5 TDI quattro (BAU)	PR 0N1, PR 0N5, PR 0N6	Diesel	4WD	2496	132	180	02.00-01.05	■
2.5 TDI quattro (BDH)	PR 0N1, PR 0N5, PR 0N6	Diesel	4WD	2496	132	180	02.00-01.05	■

LISTA DE APLICACIONES - BUYERS GUIDE

A8 II (U.S.A. D3) 01.02-12.10					Saloon (Luxury car-F Segment)			
4.2		Gasolina	FWD	4172	224	305	09.02-12.03	■
A8 D2 (4D2, 4D8) 03.94-12.05					Saloon (Luxury car-F Segment)			
2.8 (ACK)		Gasolina	FWD	2771	142	193	04.96-09.02	■
2.8 (ALG)		Gasolina	FWD	2771	142	193	04.96-09.02	■
2.8 (AMX)		Gasolina	FWD	2771	142	193	04.96-09.02	■
2.8 (APR)		Gasolina	FWD	2771	142	193	04.96-09.02	■
2.8 (AQD)		Gasolina	FWD	2771	142	193	04.96-09.02	■
2.8 quattro (ACK)	not armoured vehicl.	Gasolina	4WD	2771	142	193	04.96-09.02	■
2.8 quattro (ALG)	not armoured vehicl.	Gasolina	4WD	2771	142	193	04.96-09.02	■
2.8 quattro (AMX)	not armoured vehicl.	Gasolina	4WD	2771	142	193	04.96-09.02	■
2.8 quattro (APR)	not armoured vehicl.	Gasolina	4WD	2771	142	193	04.96-09.02	■
2.8 quattro (AQD)	not armoured vehicl.	Gasolina	4WD	2771	142	193	04.96-09.02	■
3.7 (AEW)		Gasolina	FWD	3697	169	230	07.95-12.98	■
3.7 (AKC)		Gasolina	FWD	3697	191	260	11.98-09.02	■
3.7 (AQG)		Gasolina	FWD	3697	191	260	11.98-09.02	■
3.7 quattro (AKC)	not armoured vehicl.	Gasolina	4WD	3697	191	260	11.98-09.02	■
3.7 quattro (AQG)	not armoured vehicl.	Gasolina	4WD	3697	191	260	11.98-09.02	■
4.2 quattro (ARU)	not armoured vehicl.	Gasolina	4WD	4172	175	238	02.99-04.00	■
4.2 40V		Gasolina	FWD	4172	224	305	09.99-12.02	■
4.2 quattro (AKB)	not armoured vehicl.	Gasolina	4WD	4172	228	310	11.98-09.02	■
4.2 quattro (AQF)	not armoured vehicl.	Gasolina	4WD	4172	228	310	11.98-09.02	■
4.2 quattro (AUW)	not armoured vehicl.	Gasolina	4WD	4172	228	310	11.98-09.02	■
4.2 quattro (AUX)	not armoured vehicl.	Gasolina	4WD	4172	228	310	11.98-09.02	■
4.2 quattro (AKB)	discØ 310, PR 1KE, PR 1KW	Gasolina	4WD	4172	231	314	01.00-12.02	■
S8 quattro (AHC)		Gasolina	4WD	4172	250	340	07.96-06.99	■
S8 quattro (AKH)		Gasolina	4WD	4172	250	340	07.96-06.99	■
S8 quattro (AQH)	not armoured vehicl.	Gasolina	4WD	4172	265	360	06.99-09.02	■
S8 quattro (AVP)	not armoured vehicl.	Gasolina	4WD	4172	265	360	06.99-09.02	■
S8 quattro (AYS)	not armoured vehicl.	Gasolina	4WD	4172	265	360	06.99-09.02	■
S8 quattro (BCS)	not armoured vehicl.	Gasolina	4WD	4172	265	360	06.99-09.02	■
6.0 W12 quattro (AZC)	not armoured vehicl.	Gasolina	4WD	5998	309	420	01.01-09.02	■
2.5 TDI (AFB)		Diesel	FWD	2496	110	150	01.97-04.00	■
2.5 TDI (AKN)		Diesel	FWD	2496	110	150	01.97-04.00	■
2.5 TDI quattro (AFB)		Diesel	4WD	2496	110	150	07.97-04.00	■
2.5 TDI quattro (AKN)		Diesel	4WD	2496	110	150	07.97-04.00	■
2.5 TDI (AKE)		Diesel	FWD	2496	132	180	09.00-09.02	■
2.5 TDI quattro (AKE)	not armoured vehicl.	Diesel	4WD	2496	132	180	09.00-09.02	■
3.3 TDI quattro (AKF)	not armoured vehicl.	Diesel	4WD	3328	165	224	06.00-09.02	■
ALLROAD C5 (4BH) 05.00-08.05					Estate (Executive SUV-J Segment)			
2.7 T quattro (ARE)		Gasolina	4WD	2671	184	250	05.00-08.05	■
2.7 T quattro (BES)		Gasolina	4WD	2671	184	250	05.00-08.05	■
2.7 quattro (APB)		Gasolina	4WD	2671	187	254	09.00-08.05	■
2.7 quattro (BEL)		Gasolina	4WD	2671	187	254	09.00-08.05	■
4.2 V8 quattro (BAS)		Gasolina	4WD	4163	220	299	07.02-08.05	■
2.5 TDI quattro (BCZ)		Diesel	4WD	2496	120	163	05.03-08.05	■
2.5 TDI quattro (AKE)		Diesel	4WD	2496	132	180	05.00-08.05	■
2.5 TDI quattro (BAU)		Diesel	4WD	2496	132	180	05.00-08.05	■
TT (8N9) 10.99-02.07					Convertible (Sports car-S Segment)			
1.8 T (AUM)	PR 1KK	Gasolina	FWD	1781	110	150	01.01-06.06	■

LISTA DE APLICACIONES - BUYERS GUIDE

1.8 T (BVP)	PR 1KK	Gasolina	FWD	1781	120	163	09.05-06.06	■
1.8 T (AJQ)	PR 1KK	Gasolina	FWD	1781	132	180	10.99-06.06	■
1.8 T (APP)	PR 1KK	Gasolina	FWD	1781	132	180	10.99-06.06	■
1.8 T (ATC)	PR 1KK	Gasolina	FWD	1781	132	180	10.99-06.06	■
1.8 T (AUQ)	PR 1KK	Gasolina	FWD	1781	132	180	10.99-06.06	■
1.8 T (AWP)	PR 1KK	Gasolina	FWD	1781	132	180	10.99-06.06	■
1.8 T quattro (AJQ)	PR 1KE, PR 1KF	Gasolina	4WD	1781	132	180	02.00-06.06	■
1.8 T quattro (ARY)	PR 1KE, PR 1KF	Gasolina	4WD	1781	132	180	02.00-06.06	■
1.8 T quattro (AUQ)	PR 1KE, PR 1KF	Gasolina	4WD	1781	132	180	02.00-06.06	■
1.8 T	PR 1KE, PR 1KF	Gasolina	FWD	1781	134	182	10.99-08.02	■
1.8 T (AWP)	PR 1KK, PR 2EK	Gasolina	FWD	1781	134	182	01.01-12.05	■
1.8 T (BVR)	PR 1KK	Gasolina	FWD	1781	140	190	09.05-06.06	■
1.8 T quattro (BVR)	PR 1KE, PR 1KF	Gasolina	4WD	1781	140	190	09.05-06.06	■
1.8 T quattro (APX)	discØ 256, PR 1KF, PR 2EH, PR 1KE	Gasolina	4WD	1781	165	224	10.99-06.06	■
1.8 T quattro (BAM)	discØ 256, PR 1KF, PR 2EH, PR 1KE	Gasolina	4WD	1781	165	224	10.99-06.06	■
1.8 T quattro (BEA)	discØ 256, PR 1KF, PR 2EH, PR 1KE	Gasolina	4WD	1781	165	224	10.99-06.06	■
1.8 T	PR 1KE, PR 1KF	Gasolina	FWD	1781	168	228	09.00-06.06	■
3.2 VR6 quattro (BHE)	discØ 256, PR 1KF	Gasolina	4WD	3189	184	250	07.03-06.06	■
3.2 VR6 quattro (BPF)	discØ 256, PR 1KF	Gasolina	4WD	3189	184	250	07.03-06.06	■
TT (8N3) 10.98-02.07					Coupe (Sports car-S Segment)			
1.8 T (AUM)	PR 1KK	Gasolina	FWD	1781	110	150	09.02-06.06	■
1.8 T (BVP)	PR 1KK	Gasolina	FWD	1781	120	163	09.05-06.06	■
1.8 T (AJQ)	PR 1KK	Gasolina	FWD	1781	132	180	10.98-06.06	■
1.8 T (APP)	PR 1KK	Gasolina	FWD	1781	132	180	10.98-06.06	■
1.8 T (ATC)	PR 1KK	Gasolina	FWD	1781	132	180	10.98-06.06	■
1.8 T (AUQ)	PR 1KK	Gasolina	FWD	1781	132	180	10.98-06.06	■
1.8 T quattro (AJQ)	PR 1KE, PR 1KF	Gasolina	4WD	1781	132	180	10.98-06.06	■
1.8 T quattro (ARY)	PR 1KE, PR 1KF	Gasolina	4WD	1781	132	180	10.98-06.06	■
1.8 T quattro (ATC)	PR 1KE, PR 1KF	Gasolina	4WD	1781	132	180	10.98-06.06	■
1.8 T quattro (AUQ)	PR 1KE, PR 1KF	Gasolina	4WD	1781	132	180	10.98-06.06	■
1.8 T (AWP)	PR 1KK	Gasolina	FWD	1781	134	182	09.99-06.06	■
1.8 T	PR 1KK	Gasolina	FWD	1781	134	182	09.99-06.06	■
1.8 T quattro	PR 1KE, PR 1KF	Gasolina	4WD	1781	134	182	09.99-06.06	■
1.8 T (BVR)	PR 1KK	Gasolina	FWD	1781	140	190	09.05-06.06	■
1.8 T quattro (BVR)	PR 1KE, PR 1KF	Gasolina	4WD	1781	140	190	09.05-06.06	■
1.8 T quattro (APX)	discØ 256, PR 1KF, PR 2EH, PR 1KE	Gasolina	4WD	1781	165	224	10.98-06.06	■
1.8 T quattro (BAM)	discØ 256, PR 1KF, PR 2EH, PR 1KE	Gasolina	4WD	1781	165	224	10.98-06.06	■
1.8 T quattro (BEA)	discØ 256, PR 1KF, PR 2EH, PR 1KE	Gasolina	4WD	1781	165	224	10.98-06.06	■
1.8 T	PR 1KE, PR 1KF	Gasolina	FWD	1781	168	228	09.99-06.06	■
1.8 T quattro (BFV)	discØ 256, PR 1KF, PR 2EH, PR 2KE	Gasolina	4WD	1781	180	245	03.05-06.06	■
3.2 VR6 quattro (BHE)	discØ 256, PR 1KF	Gasolina	4WD	3189	184	250	07.03-06.06	■
3.2 VR6 quattro (BPF)	discØ 256, PR 1KF	Gasolina	4WD	3189	184	250	07.03-06.06	■
BAIC								
BJ40 12.13-					SUV ()			
2.4 4WD		Gasolina	FWD	2438	105	143	12.13-	■
BAIC-ORV								

LISTA DE APLICACIONES - BUYERS GUIDE

BJ40 12.13-					SUV ()			
2.0 4WD		Gasolina	4WD	1967	165	224	08.20-	■
2.0 (B201R)		Gasolina	RWD	1985	150	204	04.16-	■
2.0 (B201R)		Gasolina	4WD	1985	150	204	04.16-	■
2.0 TDI 4WD (YC4Y20-15058)		Diesel	4WD	1999	110	150	01.18-	■
BJ40L 04.16-					Closed Off-Road Vehicle ()			
2.0 4WD (HY4C20B)		Gasolina	4WD	1967	165	224	05.20-	■
2.0 4WD (4G20TI3)		Gasolina	4WD	1981	160	218	12.18-	■
2.0 4WD (B201R)		Gasolina	4WD	1985	150	204	04.16-	■
2.0 4WD (4F20TC13)		Diesel	4WD	1968	120	163	03.21-	■
BAW								
QISHI 06.06-12.12					Hatchback (Compact SUV-J Segment)			
2.0		Gasolina	FWD	1977	90	122	06.06-	■
2.0		Gasolina	FWD	1977	90	122	06.06-	■
2.2		Gasolina	FWD	2237	104	141	06.06-	■
2.2		Gasolina	FWD	2237	104	141	06.06-	■
QISHI II (S12) 01.07-12.15					Hatchback (Compact SUV-J Segment)			
2.0		Gasolina	FWD	1977	90	122	01.11-	■
2.2		Gasolina	FWD	2237	104	141	01.11-	■
YONGSHI 07.08-12.15					Closed Off-Road Vehicle ()			
2.7		Diesel	RWD	2693	110	150	07.08-	■
2.9		Diesel	RWD	2951	102	139	07.08-	■
YONGSHI 03.18-					Pickup (Pick-Up Truck)			
2.0 4WD (4G63-S4T)		Gasolina	4WD	1997	140	190	03.18-	■
2.2 4WD (4G22C)		Gasolina	4WD	2237	82	112	03.18-	■
2.4 (YCY24140-60A)		Gasolina	4WD	2360	103	140	06.20-	■
2.4 4WD (4K22D4T)		Gasolina	4WD	2378	150	204	06.19-	■
CITROËN								
BERLINGO II (B9) 04.08-					Box Body/MPV (LCVs-N1 Segment)			
1.6 (NFR (TU5JP4B))		Gasolina	FWD	1587	66	90	04.08-	■
1.6 (NFU (TU5JP4))		Gasolina	FWD	1587	80	109	04.08-	■
1.6 VTi 95 (5FK (EP6CB))		Gasolina	FWD	1598	72	98	07.10-	■
1.6 VTi 120 (5FS (EP6C))		Gasolina	FWD	1598	88	120	11.09-	■
Electric (Y4F1)		Eléctrico	FWD		35	48	01.13-	■
Electric (Y4F1)		Eléctrico	FWD		49	67	01.13-	■
1.6 HDi / BlueHDi 75 (9HN (DV6ETED))		Diesel	FWD	1560	55	75	07.10-	■
1.6 HDi / BlueHDi 75 (BHW (DV6FE))		Diesel	FWD	1560	55	75	07.10-	■
1.6 HDi 75 (9HT (DV6BTED4))		Diesel	FWD	1560	55	75	04.08-	■
1.6 HDi 75 (9HT (DV6BUTED4))		Diesel	FWD	1560	55	75	04.08-	■
1.6 HDi 90 (9HE (DV6DBM))		Diesel	FWD	1560	66	90	07.10-12.17	■
1.6 HDi 90 (9HF (DV6DTE))		Diesel	FWD	1560	66	90	07.10-12.17	■
1.6 HDi 90 16V (9HS (DV6TED4BU))		Diesel	FWD	1560	66	90	04.08-	■
1.6 HDi 90 16V (9HX (DV6AUTED4))		Diesel	FWD	1560	66	90	04.08-	■
1.6 HDi 90 (9HJ (DV6DTEDM))		Diesel	FWD	1560	68	92	07.10-	■
1.6 HDi 90 (9HP (DV6DTE))		Diesel	FWD	1560	68	92	07.10-	■
1.6 BlueHDi 100 (BHY (DV6FD))		Diesel	FWD	1560	73	99	12.14-	■
1.6 HDi 110 (9HZ (DV6TED4))		Diesel	FWD	1560	80	109	04.08-	■
1.6 HDi 110 (9HL (DV6C))		Diesel	FWD	1560	82	112	07.10-	■

LISTA DE APLICACIONES - BUYERS GUIDE

1.6 HDi 110 (9HR (DV6C))		Diesel	FWD	1560	82	112	07.10-	■
1.6 HDi 115 (9HL (DV6C))		Diesel	FWD	1560	84	114	07.10-	■
1.6 BlueHDi 120 (BHZ (DV6FC))		Diesel	FWD	1560	88	120	12.14-	■
BERLINGO II (B9) 04.08-					Platform/Chassis (LCVs-N1 Segment)			
1.6 HDi 90 (9HF (DV6DTE))		Diesel	FWD	1560	66	90	07.10-	■
1.6 HDi 90 16V (9HX (DV6ATED4))		Diesel	FWD	1560	66	90	04.08-	■
1.6 HDi 92 (9HJ (DV6DTE))		Diesel	FWD	1560	68	92	07.10-12.17	■
1.6 BlueHDi 100 (BHY (DV6FD))		Diesel	FWD	1560	73	99	12.14-	■
BERLINGO II MULTISPACE (B9) 04.08-					MPV (Large MPV-M1 Segment)			
1.2 PureTech 110 (HNZ (EB2DT))		Gasolina	FWD	1199	81	110	02.16-	■
1.6 (NFR (TU5JP4B))		Gasolina	FWD	1587	66	90	04.08-	■
1.6 (NFU (TU5JP4))		Gasolina	FWD	1587	80	109	04.08-	■
1.6 VTi 95 (5FK (EP6CB))		Gasolina	FWD	1598	72	98	07.10-	■
1.6 VTI 120 (5FS (EP6C))		Gasolina	FWD	1598	88	120	11.09-	■
Electric (Y4F1)		Eléctrico	FWD		49	67	09.17-	■
1.6 HDi 75 / BlueHDi 75 (9HN (DV6ETED))		Diesel	FWD	1560	55	75	04.08-	■
1.6 HDi 75 / BlueHDi 75 (BHW (DV6FE))		Diesel	FWD	1560	55	75	04.08-	■
1.6 HDi 75 16V (9HT (DV6BTED4))		Diesel	FWD	1560	55	75	04.08-	■
1.6 HDi 90 (9HV (DV6TED4B))		Diesel	FWD	1560	66	90	04.08-	■
1.6 HDi 90 (9HX (DV6ATED4))		Diesel	FWD	1560	66	90	04.08-	■
1.6 HDi 90 (9HJ (DV6DTE))		Diesel	FWD	1560	68	92	07.10-	■
1.6 HDi 90 (9HP (DV6DTE))		Diesel	FWD	1560	68	92	07.10-	■
1.6 BlueHDi 100 (BHY (DV6FD))		Diesel	FWD	1560	73	99	12.14-	■
1.6 HDi 110 (9HZ (DV6TED4))		Diesel	FWD	1560	80	109	04.08-	■
1.6 HDi 110 (9HL (DV6C))		Diesel	FWD	1560	82	112	07.10-	■
1.6 HDi 110 (9HR (DV6C))		Diesel	FWD	1560	82	112	07.10-	■
1.6 HDi 115 (9HR (DV6C))		Diesel	FWD	1560	84	114	07.10-	■
1.6 BlueHDi 120 (BHZ (DV6FC))		Diesel	FWD	1560	88	120	12.14-	■
BERLINGO III (K9) 06.18-					Box Body/MPV (LCVs-N1 Segment)			
PureTech 110 (HNP (EB2ADT))		Gasolina	FWD	1199	81	110	06.18-	■
BERLINGO / BERLINGO FIRST (M_) 07.96-12.11					Box Body/MPV (LCVs-N1 Segment)			
1.6 16V (MBNFU) (NFU (TU5JP4))		Gasolina	FWD	1587	80	109	10.00-03.08	■
1.6 16V (NFU (TU5JP4))		Gasolina	FWD	1587	81	110	08.05-12.07	■
1.4 BiFuel (MBKFXB, MCKFXB) (KFW (TU3JP))	disc brak.rear axle	Gasol./Gas (LPG)	FWD	1360	55	75	07.96-10.02	■
Electric		Eléctrico	FWD		42	57	01.10-12.10	■
1.6 HDi 90 (MB9HX, MC9HX) (9HX (DV6ATED4))		Diesel	FWD	1560	66	90	07.05-12.11	■
1.6 HDi 92 (9HJ (DV6DTE))	discØ 249, disc brak.rear axle	Diesel	FWD	1560	68	92	11.09-12.10	■
1.6 HDi 92 (9HP (DV6DTE))	discØ 249, disc brak.rear axle	Diesel	FWD	1560	68	92	11.09-12.10	■
2.0 HDi 90 (MBRHY, MCRHY) (RHY (DW10TD))		Diesel	FWD	1997	66	90	12.99-12.11	■
BERLINGO / BERLINGO FIRST (MF_, GJK_, GFK_) 07.96-12.11					MPV (Large MPV-M1 Segment)			
1.6 16V (MFNFU) (NFU (TU5JP4))		Gasolina	FWD	1587	80	109	10.00-12.11	■
1.6 16V (MFNFU) (NFU (TU5JP4))		Gasolina	FWD	1587	81	110	11.02-10.08	■
1.6 HDi 90 (MF9HX) (9HX (DV6ATED4))		Diesel	FWD	1560	66	90	07.05-05.08	■
1.6 HDi 92 (9HJ (DV6DTE))	discØ 249, disc brak.rear axle	Diesel	FWD	1560	68	92	11.09-12.10	■
1.6 HDi 92 (9HP (DV6DTE))	discØ 249, disc brak.rear axle	Diesel	FWD	1560	68	92	11.09-12.10	■
2.0 HDi 90 (MFRHY) (RHY (DW10TD))		Diesel	FWD	1997	66	90	12.99-10.05	■

LISTA DE APLICACIONES - BUYERS GUIDE

C2 (JM_) 07.03-09.17					Hatchback (Supermini car-B Segment)			
1.4 (KFV (TU3A))	vehicles with ABS, disc brak.rear axle	Gasolina	FWD	1360	54	73	09.03-12.09	■
1.4 (KFV (TU3JP))	vehicles with ABS, disc brak.rear axle	Gasolina	FWD	1360	54	73	09.03-12.09	■
1.4 (KFV (TU3JP))	vehicles with ABS, disc brak.rear axle	Gasolina	FWD	1360	55	75	10.06-12.09	■
1.4 16V (KFU (ET3J4))	disc brak.rear axle	Gasolina	FWD	1360	65	90	04.05-12.09	■
1.6 (NFU (TU5JP4))		Gasolina	FWD	1587	80	109	07.03-10.10	■
1.6 (NFU(TU5JP4))		Gasolina	FWD	1587	81	110	01.08-09.17	■
1.6 VTS (NFS (TU5JP4S))		Gasolina	FWD	1587	90	122	10.04-12.09	■
1.4 HDi (8HX (DV4TD))	disc brak.rear axle	Diesel	FWD	1398	50	68	07.03-12.09	■
1.4 HDi (8HZ (DV4TD))	disc brak.rear axle	Diesel	FWD	1398	50	68	07.03-12.09	■
1.4 HDi (8HX (DV4TD))	vehicles with ABS	Diesel	FWD	1398	51	69	09.03-04.05	■
1.6 HDi (9HZ (DV6TED4))		Diesel	FWD	1560	80	109	09.05-12.09	■
C2 II ENTERPRISE (JG_) 11.03-					Hatchback Van (LCVs-N1 Segment)			
1.4 HDi (8HX (DV4TD))	vehicles with ABS, disc brak.rear axle	Diesel	FWD	1398	50	68	09.06-12.09	■
1.4 HDi (8HZ (DV4TD))	vehicles with ABS	Diesel	FWD	1398	51	69	11.03-04.05	■
C3 (FC_, FN_) 02.02-					Hatchback (Supermini car-B Segment)			
1.4 16V (KFU (ET3J4))	disc brak.rear axle	Gasolina	FWD	1360	65	88	12.03-08.10	■
1.6 16V (NFU (TU5JP4))	disc brak.rear axle	Gasolina	FWD	1587	80	109	02.02-08.10	■
1.6 16V (NFU (TU5JP4))	disc brak.rear axle	Gasolina	FWD	1587	81	110	05.03-09.05	■
1.6 BioFlex (NFU (TU5JP4))	disc brak.rear axle	Gasol./Et anol	FWD	1587	83	113	06.05-12.13	■
1.4 16V HDi (8HY (DV4TED4))	disc brak.rear axle	Diesel	FWD	1398	66	90	02.02-06.08	■
1.6 16V HDi (9HX (DV6ATED4))	disc brak.rear axle	Diesel	FWD	1560	66	90	10.05-12.09	■
1.6 16V HDi (9HZ (DV6TED4))	disc brak.rear axle	Diesel	FWD	1560	80	109	09.05-12.09	■
C3 AIRCROSS 08.10-					MPV (Mini SUV-J Segment)			
1.5		Gasolina	FWD	1449	66	90	11.15-	■
1.6 (NFU(TU5JP4))		Gasolina	FWD	1587	81	110	08.10-	■
1.6 VTi		Gasolina	FWD	1587	85	116	06.13-	■
1.4 Flex (YFY (TU4M))		Gasol./Et anol	FWD	1449	68	92	11.15-09.17	■
1.6 Flex (NFU (TU5JP4))		Gasol./Et anol	FWD	1587	83	113	12.14-	■
1.6 Flex (EC5)		Gasol./Et anol	FWD	1587	90	122	07.12-	■
C3 II (SC_) 09.09-					Hatchback (Supermini car-B Segment)			
1.1 i (HFV (TU1A))	disc brak.rear axle	Gasolina	FWD	1124	44	60	09.09-01.13	■
1.1 i (HFX (TU1A))	disc brak.rear axle	Gasolina	FWD	1124	44	60	09.09-01.13	■
1.2 VTi 82 (HMZ (EB2))		Gasolina	FWD	1199	60	82	06.12-09.16	■
1.2 VTi 82 (HMZ (EB2F))		Gasolina	FWD	1199	60	82	06.12-09.16	■
1.2 THP 110 (HNZ (EB2DT))		Gasolina	FWD	1199	81	110	10.14-09.16	■
1.4 (K6E (TU3A))	disc brak.rear axle	Gasolina	FWD	1360	54	73	11.09-09.16	■
1.4 (KFT (TU3AE5))	disc brak.rear axle	Gasolina	FWD	1360	54	73	11.09-09.16	■
1.4 Flex		Gasolina	FWD	1360	58	80	11.09-	■
1.4 VTi 95 (8FP (EP3C))	disc brak.rear axle	Gasolina	FWD	1397	70	95	11.09-09.16	■
1.4 VTi (8FR (EP3))	disc brak.rear axle	Gasolina	FWD	1397	72	98	11.09-09.16	■
1.5 i		Gasolina	FWD	1449	65	89	01.12-	■
1.6 Flex		Gasolina	FWD	1587	81	110	11.09-	■
1.6 VTi 120 (5FS (EP6C))	disc brak.rear axle	Gasolina	FWD	1598	88	120	11.09-09.16	■
1.2 PureTech Flex	disc brak.rear axle	Gasol./Et anol	FWD	1199	66	90	06.16-06.21	■

LISTA DE APLICACIONES - BUYERS GUIDE

1.5 Flex		Gasol./Etanol	FWD	1449	68	92	08.12-12.16	■
1.4 HDi 70 (SC8HZC, SC8HR0, SC8HP4) (8HR (DV4C))	disc brak.rear axle	Diesel	FWD	1398	50	68	11.09-09.16	■
1.4 HDi 70 (SC8HZC, SC8HR0, SC8HP4) (8HZ (DV4TD))	disc brak.rear axle	Diesel	FWD	1398	50	68	11.09-09.16	■
1.6 HDi 90 (9HX (DV6ATED4))	disc brak.rear axle	Diesel	FWD	1560	66	90	11.09-09.16	■
1.6 HDi (9HJ (DV6DTEDM))	disc brak.rear axle	Diesel	FWD	1560	68	92	11.09-09.16	■
1.6 HDi (9HP (DV6DTED))	disc brak.rear axle	Diesel	FWD	1560	68	92	11.09-09.16	■
1.6 HDi 110 (9HR (DV6C))	disc brak.rear axle	Diesel	FWD	1560	82	112	11.09-09.16	■
1.6 HDi 115 (9HD (DV6C))		Diesel	FWD	1560	84	114	09.12-09.16	■
C3 II Picasso (SH_) 12.08-					MPV (Mini MPV-M1 Segment)			
1.2 THP 110 (SHHNZ6) (HNZ (EB2DT))		Gasolina	FWD	1199	81	110	01.15-12.15	■
1.4 VTi 95 (SH8FSC, SH8FP0, SH8FP6) (8FN (EP3))		Gasolina	FWD	1397	70	95	12.08-12.15	■
1.4 VTi 95 (SH8FSC, SH8FP0, SH8FP6) (8FP (EP3C))		Gasolina	FWD	1397	70	95	12.08-12.15	■
1.4 VTi 95 (SH8FSC, SH8FP0, SH8FP6) (8FS (EP3))		Gasolina	FWD	1397	70	95	12.08-12.15	■
1.5 i		Gasolina	FWD	1449	66	90	06.13-	■
1.5 Flex		Gasolina	FWD	1449	68	92	05.14-	■
1.6		Gasolina	FWD	1587	81	110	04.11-06.13	■
1.6		Gasolina	FWD	1587	85	115	07.12-	■
1.6 Flex		Gasolina	FWD	1590	90	122	07.12-	■
1.6 VTi 115 (SH5FP0, SH5FP8) (5FP (EP6))		Gasolina	FWD	1598	84	114	07.09-12.15	■
1.6 VTi 120 (5FS (EP6C))		Gasolina	FWD	1598	88	120	02.09-07.15	■
1.6 VTi 120 (5FW (EP6))		Gasolina	FWD	1598	88	120	02.09-07.15	■
1.4 VTi 95 LPG (SH8FN0) (8FN (EP3))		Gasol./Gas (LPG)	FWD	1397	70	95	09.10-11.15	■
1.6 Exclusive Flex (NFX (TU5JP4))		Gasol./Etanol	FWD	1587	83	113	05.11-06.12	■
1.6 HDi (9HX (DV6ATED4))		Diesel	FWD	1560	66	90	02.09-03.15	■
1.6 HDi 90 (9HP (DV6DTED))		Diesel	FWD	1560	68	92	07.10-03.15	■
1.6 BlueHDi 100 (BHY (DV6FD))		Diesel	FWD	1560	73	99	01.15-08.17	■
1.6 HDi (9HZ (DV6TED4))		Diesel	FWD	1560	80	109	02.09-12.10	■
1.6 HDi 110 (9HR (DV6C))		Diesel	FWD	1560	82	112	05.10-02.13	■
1.6 HDi 115 (9HD (DV6C))		Diesel	FWD	1560	84	114	01.13-03.15	■
C3 III (SX) 07.16-					Hatchback (Supermini car-B Segment)			
1.2 VTi 68 (HMM (EB2FAD))		Gasolina	FWD	1199	50	68	07.16-	■
1.2 VTi 68 (HMP (EB2FB))		Gasolina	FWD	1199	50	68	07.16-	■
1.2 VTi 82 (HMZ (EB2F))		Gasolina	FWD	1199	60	82	07.16-	■
1.2 PureTech 82 (HMR (EB2FA))		Gasolina	FWD	1199	61	83	05.18-	■
1.6 VTi (SXNFPT) (NFP (EC5))		Gasolina	FWD	1587	85	115	02.17-	■
1.2 VTi 82 LPG (HMZ (EB2F))		Gasol./Gas (LPG)	FWD	1199	60	82	07.16-	■
1.2 PureTech 82 LPG (HMR (EB2FA))		Gasol./Gas (LPG)	FWD	1199	61	83	05.18-	■
1.5 BlueHDi 100 (SXYHYP, SXYHTU) (YHY (DV5RD))		Diesel	FWD	1499	75	102	05.18-	■
1.6 BlueHDi 75 (BHW (DV6FE))		Diesel	FWD	1560	55	75	07.16-	■
1.6 BlueHDi 100 (BHY (DV6FD))		Diesel	FWD	1560	73	99	07.16-	■
C3 III AIRCROSS II (2R_, 2C_) 06.17-					SUV (Mini SUV-J Segment)			
1.2 PureTech 82 (2RHMRC, 2RHMZB) (HMR (EB2FA))		Gasolina	FWD	1199	60	82	06.17-	■
1.2 PureTech 82 (2RHMRC, 2RHMZB) (HMZ (EB2F))		Gasolina	FWD	1199	60	82	06.17-	■
1.2 PureTech 110 (2RHNZB, 2RHNZW, 2RHNPX, 2RHNPJ) (HNP (EB2ADT))		Gasolina	FWD	1199	81	110	06.17-	■

LISTA DE APLICACIONES - BUYERS GUIDE

1.2 PureTech 110 (2RHNZB, 2RHNZW, 2RHNPX, 2RHNPJ) (HNV (EB2DTM))		Gasolina	FWD	1199	81	110	06.17-	■
1.2 PureTech 110 (2RHNZB, 2RHNZW, 2RHNPX, 2RHNPJ) (HNZ (EB2DT))		Gasolina	FWD	1199	81	110	06.17-	■
1.2 PureTech 130 (2RHNYH) (HNS (EB2ADTS))		Gasolina	FWD	1199	96	131	07.17-	■
1.2 PureTech 130 (2RHNYH) (HNY (EB2DTS))		Gasolina	FWD	1199	96	131	07.17-	■
1.5 BlueHDi 100 (2CYHYJ) (YHY (DV5RD))		Diesel	FWD	1499	73	99	08.18-	■
1.5 BlueHDi 100 (2CYHYJ) (YHY (DV5RD))		Diesel	FWD	1499	75	102	08.18-	■
1.5 BlueHDi 110 (YHS (DV5RCE))		Diesel	FWD	1499	81	110	10.20-	■
1.5 BlueHDi 120 (2CYHXX) (YHX (DV5RC))		Diesel	FWD	1499	88	120	08.18-	■
1.6 HDi 92 (2C9HPA) (9HP (DV6D))		Diesel	FWD	1560	68	92	10.17-	■
1.6 HDi 92 (2C9HPA) (9HP (DV6DTED))		Diesel	FWD	1560	68	92	10.17-	■
1.6 BlueHDi 100 (2CBHYB) (BHY (DV6FD))		Diesel	FWD	1560	73	99	07.17-	■
1.6 BlueHDi 115 (2CBHXH) (BHX (DV6FC))		Diesel	FWD	1560	85	115	06.17-	■
1.6 BlueHDi 120 (2CBHZH) (BHZ (DV6FC))		Diesel	FWD	1560	88	120	07.17-	■
C3 III AIRCROSS II Van (2C_, 2R_) 06.17-					SUV Van (Mini SUV-J Segment)			
PureTech 82 (HMZ (EB2F))	discØ 244, discØ 249	Gasolina	FWD	1199	60	82	05.19-	■
PureTech 82 (HNZ (EB2DT))	discØ 244, discØ 249	Gasolina	FWD	1199	81	110	05.19-	■
1.5 BlueHDi 100 (YHY (DV5RD))	discØ 249	Diesel	FWD	1499	73	99	05.19-	■
1.5 BlueHDi 120 (YHX (DV5RC))	discØ 244	Diesel	FWD	1499	88	120	05.19-	■
1.6 BlueHDi 100 (BHY (DV6FD))	discØ 244, discØ 249	Diesel	FWD	1560	73	99	05.19-	■
C3 III Van (SX_, SY_) 07.16-					Hatchback Van (Supermini car-B Segment)			
PureTech 82 (HMR (EB2FA))		Gasolina	FWD	1199	61	83	03.19-	■
PureTech 110 (HNZ (EB2DT))		Gasolina	FWD	1199	81	110	03.19-	■
BlueHDi 100 (YHY (DV5RD))		Diesel	FWD	1499	75	102	03.19-	■
BlueHDi 75 (BHW (DV6FE))		Diesel	FWD	1560	55	75	03.19-	■
BlueHDi 100 (BHY (DV6FD))		Diesel	FWD	1560	73	99	03.19-	■
C3 Pluriel (HB_) 05.03-					Convertible (Supermini car-B Segment)			
1.6 (NFU (TU5JP4))		Gasolina	FWD	1587	80	109	05.03-	■
C4 (LA_) 11.04-12.13					Coupe (Compact car-C Segment)			
1.4 16V (KFU (ET3J4))	Argentina, China, France	Gasolina	FWD	1360	65	88	11.04-07.11	■
1.6 16V (NFU (TU5JP4))	Argentina, China, France	Gasolina	FWD	1587	80	109	11.04-07.11	■
1.6 16V (NFU (TU5JP4))	not elec.brak.detent	Gasolina	FWD	1587	81	110	03.11-12.13	■
1.6 VTI 120 (5FW (EP6))	Argentina, China	Gasolina	FWD	1598	88	120	07.08-07.11	■
1.6 THP (5FT (EP6DT))	Argentina, China	Gasolina	FWD	1598	103	140	06.08-07.11	■
1.6 THP 150 (5FX (EP6DT))	Argentina, China	Gasolina	FWD	1598	110	150	07.08-07.11	■
2.0 16V (RFN (EW10J4))	Argentina, China, France	Gasolina	FWD	1997	100	136	11.04-07.07	■
2.0 VTR (RFJ (EW10A))	Argentina, China, France	Gasolina	FWD	1997	103	140	10.06-12.07	■
2.0 16V (RFK (EW10J4S))	Argentina, China, France	Gasolina	FWD	1997	130	177	11.04-12.10	■
1.6 HDi (9HX (DV6ATED4))	Argentina, China, France	Diesel	FWD	1560	66	90	11.04-07.11	■
1.6 HDi (9HY (DV6TED4))	Argentina, China, France	Diesel	FWD	1560	80	109	11.04-07.11	■
1.6 HDi (9HZ (DV6TED4))	Argentina, China, France	Diesel	FWD	1560	80	109	11.04-07.11	■
2.0 HDi (RHR (DW10BTED4))	Argentina, China, France	Diesel	FWD	1997	100	136	11.04-12.10	■
2.0 HDi (RHF (DW10BTED4))	Argentina, China	Diesel	FWD	1997	103	140	07.08-07.11	■
C4 (LR_) 02.05-12.10					Hatchback Van (Compact car-C Segment)			
2.0 HDi (RHR (DW10BTED4))	Argentina, China, France	Diesel	FWD	1997	100	136	02.05-12.10	■
C4 (LC_) 11.04-12.14					Hatchback (Compact car-C Segment)			
1.4 16V (KFU (ET3J4))	Argentina, China, France	Gasolina	FWD	1360	65	88	11.04-07.11	■
1.6 16V (NFU (TU5JP4))	Argentina, China, France	Gasolina	FWD	1587	80	109	11.04-07.11	■

LISTA DE APLICACIONES - BUYERS GUIDE

1.6 VTI 120 (5FW (EP6))	Argentina, China	Gasolina	FWD	1598	88	120	07.08-07.11	■
1.6 THP 140 (5FT (EP6DT))	Argentina, China	Gasolina	FWD	1598	103	140	07.08-07.11	■
1.6 THP 150 (5FX (EP6DT))	Argentina, China	Gasolina	FWD	1598	110	150	07.08-07.11	■
2.0 16V (RFN (EW10J4))	Argentina, China, France	Gasolina	FWD	1997	100	136	11.04-07.07	■
2.0 16V (RFJ (EW10A))	Argentina, China, France	Gasolina	FWD	1997	103	140	11.04-07.11	■
2.0 16V (RFJ (EW10A))	-Org. 11430, discØ 249, France, Argentina, China	Gasolina	FWD	1997	105	143	09.06-07.09	■
2.0 16V (RFK (EW10J4S))	Argentina, China, France	Gasolina	FWD	1997	130	177	11.04-07.08	■
1.6 16V Bio-Flex (NFU (TU5JP4))	Argentina, China, France	Gasol./Etanol	FWD	1587	80	109	09.07-07.08	■
1.6 GLX (NGA (TU5JP4))	discØ 249	Gasol./Etanol	FWD	1587	83	113	09.07-09.10	■
1.6 HDi (9HX (DV6ATED4))	Argentina, China, France	Diesel	FWD	1560	66	90	11.04-07.11	■
1.6 HDi (9HY (DV6TED4))	Argentina, China, France	Diesel	FWD	1560	80	109	11.04-07.11	■
1.6 HDi (9HZ (DV6TED4))	Argentina, China, France	Diesel	FWD	1560	80	109	11.04-07.11	■
1.6 HDi		Diesel	FWD	1560	85	116	07.06-07.11	■
2.0 HDi (RHZ (DW10ATED))	Argentina, China, France	Diesel	FWD	1997	81	110	04.07-07.08	■
2.0 HDi (RHR (DW10BTED4))	Argentina, China, France	Diesel	FWD	1997	100	136	11.04-07.11	■
2.0 HDi (RHF (DW10BTED4))	Argentina, China	Diesel	FWD	1997	103	140	07.08-07.11	■
C4 CACTUS 09.14-					Hatchback (Compact SUV-J Segment)			
1.2 VTI 75 / PureTech 75 (HMU (EB2D))	disc brak.rear axle	Gasolina	FWD	1199	55	75	09.14-	■
1.2 VTI 75 / PureTech 75 (HMU (EB2FD))	disc brak.rear axle	Gasolina	FWD	1199	55	75	09.14-	■
1.2 VTI 82 (HMZ (EB2F))	disc brak.rear axle	Gasolina	FWD	1199	60	82	09.14-	■
1.2 THP 110 (HNP (EB2ADT))	disc brak.rear axle	Gasolina	FWD	1199	81	110	09.14-	■
1.2 THP 110 (HNV (EB2DTM))	disc brak.rear axle	Gasolina	FWD	1199	81	110	09.14-	■
1.2 THP 110 (HNZ (EB2DT))	disc brak.rear axle	Gasolina	FWD	1199	81	110	09.14-	■
1.2 PureTech 130 (HNS (EB2ADTS))	disc brak.rear axle	Gasolina	FWD	1199	96	131	11.17-	■
1.2 PureTech 130 (HNY (EB2DTS))	disc brak.rear axle	Gasolina	FWD	1199	96	131	11.17-	■
1.5 BlueHDI 100 (YHY (DV5RD))		Diesel	FWD	1499	75	102	06.18-	■
1.5 BlueHDI 120 (YHX (DV5RC))		Diesel	FWD	1499	88	120	09.18-	■
1.6 HDi 90 (9HJ (DV6DTEDM))	disc brak.rear axle	Diesel	FWD	1560	68	92	09.14-	■
1.6 HDi 90 (9HP (DV6D))	disc brak.rear axle	Diesel	FWD	1560	68	92	09.14-	■
1.6 HDi 90 (9HP (DV6DTE))	disc brak.rear axle	Diesel	FWD	1560	68	92	09.14-	■
1.6 BlueHDI 100 (BHY (DV6FD))	disc brak.rear axle	Diesel	FWD	1560	73	99	09.14-	■
C4 CACTUS Van (0B_, 0P_) 09.14-					Hatchback Van (Compact car-C Segment)			
PureTech 82 (HMZ (EB2))		Gasolina	FWD	1199	60	82	05.19-	■
PureTech 110 (HNP (EB2ADT))		Gasolina	FWD	1199	81	110	05.19-	■
PureTech 110 (HNZ (EB2DT))		Gasolina	FWD	1199	81	110	05.19-	■
PureTech 130 (HNY (EB2DTS))		Gasolina	FWD	1199	96	131	05.19-	■
BlueHDI 100 (YHY (DV5RD))		Diesel	FWD	1499	73	99	05.19-	■
BlueHDI 100 (BHY (DV6FD))		Diesel	FWD	1560	73	99	05.19-	■
C4 II (NC_) 11.09-					Hatchback Van (Compact car-C Segment)			
1.6 HDi (9HP (DV6DTE))	not elec.brak.detent	Diesel	FWD	1560	68	92	06.10-	■
1.6 BlueHDI (BHY (DV6FD))	not elec.brak.detent	Diesel	FWD	1560	73	99	07.14-	■
1.6 HDi (9HR (DV6C))	not elec.brak.detent	Diesel	FWD	1560	82	111	11.09-	■
1.6 BlueHDI (BHZ (DV6FC))	not elec.brak.detent	Diesel	FWD	1560	88	120	02.15-	■
C4 II (NC_) 02.09-					Hatchback (Compact car-C Segment)			
1.2 THP 110 (NCHNZ6, NCHNV6) (HNZ (EB2DT))	not elec.brak.detent	Gasolina	FWD	1199	81	110	02.15-12.17	■
1.4 VTI 95 (NC8FP0) (8FP (EP3C))	not elec.brak.detent	Gasolina	FWD	1397	70	95	11.09-11.15	■
1.6 (NCNFU0)	not elec.brak.detent, discØ 249	Gasolina	FWD	1587	81	110	01.10-	■

LISTA DE APLICACIONES - BUYERS GUIDE

1.6 Flex	not elec.brak.detent	Gasolina	FWD	1587	83	113	11.09-	■
1.6 VTi 120 (NC5FS0, NC5FS9) (5FS (EP6C))	not elec.brak.detent	Gasolina	FWD	1598	88	120	11.09-12.16	■
1.6 THP 155 (5FV (EP6CDT))	not elec.brak.detent	Gasolina	FWD	1598	115	156	11.09-12.16	■
2.0 Flex	not elec.brak.detent	Gasolina	FWD	1997	111	151	11.09-	■
1.6 VTi 120 LPG (NC5FS0) (5FS (EP6C))	not elec.brak.detent	Gasol./Gas (LPG)	FWD	1598	88	120	09.11-	■
2.0 Exclusive GLX Flex	not elec.brak.detent	Gasol./Etanol	FWD	1997	109	148	02.09-07.13	■
1.6 HDi 90 (9HJ (DV6DTE))	not elec.brak.detent	Diesel	FWD	1560	68	92	11.09-	■
1.6 HDi 90 (9HP (DV6DTE))	not elec.brak.detent	Diesel	FWD	1560	68	92	11.09-	■
1.6 BlueHdi 100 (BHY (DV6FD))	not elec.brak.detent	Diesel	FWD	1560	73	99	07.14-	■
1.6 HDi 110 (9HR (DV6C))	not elec.brak.detent	Diesel	FWD	1560	82	112	11.09-	■
1.6 HDi 115 (9HD (DV6C))	not elec.brak.detent	Diesel	FWD	1560	84	114	07.12-	■
1.6 BlueHdi 115 (BHX (DV6FC))	not elec.brak.detent	Diesel	FWD	1560	85	115	08.14-	■
2.0 HDi / BlueHdi 150 (AHR (DW10FD))	not elec.brak.detent	Diesel	FWD	1997	110	150	11.09-	■
2.0 HDi / BlueHdi 150 (RHE (DW10CTED4))	not elec.brak.detent	Diesel	FWD	1997	110	150	11.09-	■
C4 II (NC_) 01.13-					Saloon (Compact car-C Segment)			
1.6 (NFP (EC5))	not elec.brak.detent	Gasolina	FWD	1587	85	116	01.13-	■
1.6 (5FS (EP6C))	not elec.brak.detent	Gasolina	FWD	1598	88	120	01.13-	■
1.6 THP (5FE (EP6CDTMD))	not elec.brak.detent	Gasolina	FWD	1598	110	150	01.13-	■
1.6 THP 165	not elec.brak.detent	Gasolina	FWD	1598	121	165	08.13-	■
1.6 Flex	not elec.brak.detent	Gasolina	FWD	1598	127	173	12.14-	■
2.0 16V	not elec.brak.detent	Gasolina	FWD	1997	105	143	09.13-	■
2.0 Flex	not elec.brak.detent	Gasolina	FWD	1997	111	151	08.13-	■
C4 / C4 PALLAS 07.06-					Saloon (Compact car-C Segment)			
1.6 16V (NFU (TU5JP4))	Argentina, China, France	Gasolina	FWD	1587	80	109	07.06-07.11	■
1.6		Gasolina	FWD	1587	81	110	03.11-11.14	■
2.0 16V (RFJ (EW10A))	discØ 249, -Org. 11430, France	Gasolina	FWD	1997	103	140	07.06-07.11	■
2.0 Exclusive 16V (RFJ (EW10A))		Gasolina	FWD	1997	105	143	07.07-11.14	■
2.0 Flex (RFJ (EW10A))		Gasol./Etanol	FWD	1997	109	148	10.08-07.13	■
2.0 Flex (RFJ (EW10A))		Gasol./Etanol	FWD	1997	111	151	07.06-08.13	■
1.6 HDi (9HY (DV6TED4))	Argentina, China, France	Diesel	FWD	1560	80	109	07.06-07.11	■
1.6 HDi (9HZ (DV6TED4))	Argentina, China, France	Diesel	FWD	1560	80	109	07.06-07.11	■
2.0 HDi		Diesel	RWD	1997	81	110	04.07-12.11	■
2.0 HDi		Diesel	RWD	1997	103	140	06.07-12.10	■
C8 (EA_, EB_) 06.02-					Box Body/MPV (LCVs-N1 Segment)			
2.0 (EBRFNC, EBRFNE)		Gasolina	FWD	1997	100	136	11.03-11.04	■
2.0 (EBRFJC)		Gasolina	FWD	1997	103	140	06.04-12.11	■
2.2 (EB3FZC)		Gasolina	FWD	2230	116	158	11.03-08.07	■
3.0 (EBXFWF, EAXFWF)		Gasolina	FWD	2946	150	204	11.03-10.07	■
Hdi 110 (EBRHTB)		Diesel	FWD	1997	81	110	11.03-12.09	■
Hdi (EB4HWP)		Diesel	FWD	2179	94	128	11.03-07.06	■
C8 (EA_, EB_) 06.02-					MPV (Large MPV-M1 Segment)			
2.0 (RFN (EW10J4))		Gasolina	FWD	1997	100	136	07.02-	■
2.0 16V (RFJ (EW10A))		Gasolina	FWD	1997	103	140	09.05-	■
2.0 16V		Gasolina	FWD	1997	104	141	09.05-	■
2.2 (3FZ (EW12J4))		Gasolina	FWD	2230	116	158	07.02-	■
3.0 V6 (XFX (ES9J4S))		Gasolina	FWD	2946	150	204	07.02-	■
2.0 HDi (RHM (DW10ATED4))		Diesel	FWD	1997	79	107	07.02-	■
2.0 HDi (RHT (DW10ATED4))		Diesel	FWD	1997	79	107	07.02-	■

LISTA DE APLICACIONES - BUYERS GUIDE

2.0 HDi (RHW (DW10ATED4))		Diesel	FWD	1997	80	109	07.02-	■
2.0 HDi (RHT (DW10ATED4))		Diesel	FWD	1997	81	110	07.02-	■
2.0 HDi (RHK (DW10UTED4))		Diesel	FWD	1997	88	120	07.06-	■
2.0 HDi 135 (RHD (DW10CB))		Diesel	FWD	1997	100	136	03.06-	■
2.0 HDi 135 (RHD (DW10CTED4))		Diesel	FWD	1997	100	136	03.06-	■
2.0 HDi 135 (RHR (DW10BTED4))		Diesel	FWD	1997	100	136	03.06-	■
2.0 HDi 165 (RHH (DW10CTED4))		Diesel	FWD	1997	120	163	03.06-	■
2.2 HDi (4HW (DW12TED4))		Diesel	FWD	2179	94	128	07.02-	■
2.2 HDi (4HP (DW12BTED4))		Diesel	FWD	2179	120	163	06.07-	■
2.2 HDi (4HR (DW12BTED4))		Diesel	FWD	2179	120	163	06.07-	■
2.2 HDi (4HT (DW12BTED4))		Diesel	FWD	2179	125	170	06.06-12.12	■
DS3 01.13-07.15					Convertible (Supermini car-B Segment)			
1.2 VTI 82 (HMZ (EB2F))	disc brak.rear axle	Gasolina	FWD	1199	60	82	01.13-07.15	■
1.2 THP 110 (HNZ (EB2DT))	disc brak.rear axle	Gasolina	FWD	1199	81	110	10.14-07.15	■
1.6 VTI 120 (5FS (EP6C))	disc brak.rear axle, discØ 249	Gasolina	FWD	1598	88	120	01.13-07.15	■
1.6 THP 150 (5FN (EP6CDT))	disc brak.rear axle, discØ 249	Gasolina	FWD	1598	110	150	01.13-07.15	■
1.6 THP 155 (5FV (EP6CDT))	discØ 249	Gasolina	FWD	1598	115	156	01.13-07.15	■
1.6 THP 165 (5FM (EP6DT))	disc brak.rear axle	Gasolina	FWD	1598	120	163	02.15-07.15	■
1.6 THP 165 (5GZ (EP6FDT))	disc brak.rear axle	Gasolina	FWD	1598	121	165	10.14-07.15	■
1.6 Racing (5FF (EP6DTS))		Gasolina	FWD	1598	149	203	03.14-07.15	■
1.6 Racing (5FD (EP6DTS))		Gasolina	FWD	1598	152	207	03.14-07.15	■
1.6 HDi 90 (9HP (DV6DTE))	disc brak.rear axle	Diesel	FWD	1560	68	92	01.13-07.15	■
1.6 BlueHDi 100 (BHY (DV6FD))	disc brak.rear axle, discØ 249	Diesel	FWD	1560	73	99	07.14-07.15	■
1.6 BlueHDi 100 (BHY (DV6FD))	disc brak.rear axle	Diesel	FWD	1560	75	102	07.14-07.15	■
1.6 BlueHDi 115 (BHX (DV6FC))	disc brak.rear axle	Diesel	FWD	1560	85	115	10.13-07.15	■
1.6 BlueHDi 120 (BHZ (DV6FC))	disc brak.rear axle, discØ 249	Diesel	FWD	1560	88	120	07.14-07.15	■
DS3 (SA_) 11.09-12.16					Hatchback (Supermini car-B Segment)			
1.2 VTI 82 (HMZ (EB2))	disc brak.rear axle	Gasolina	FWD	1199	60	82	01.13-03.15	■
1.2 VTI 82 (HMZ (EB2F))	disc brak.rear axle	Gasolina	FWD	1199	60	82	01.13-03.15	■
1.2 THP 110 (HNZ (EB2DT))	disc brak.rear axle	Gasolina	FWD	1199	81	110	10.14-03.15	■
1.4 VTi 95 (8FP (EP3C))	disc brak.rear axle	Gasolina	FWD	1397	70	95	04.10-07.15	■
1.4 VTi 98 (8FR (EP3C))	disc brak.rear axle	Gasolina	FWD	1397	72	98	11.09-07.15	■
1.6 VTI 120 (5FS (EP6C))	disc brak.rear axle	Gasolina	FWD	1598	88	120	04.10-07.15	■
1.6 THP 150 (5FN (EP6CDT))		Gasolina	FWD	1598	110	150	01.10-07.15	■
1.6 THP 150 (5FX (EP6DT))		Gasolina	FWD	1598	110	150	01.10-07.15	■
1.6 THP 155 (5FR (EP6DT))		Gasolina	FWD	1598	115	156	04.10-07.15	■
1.6 THP 155 (5FV (EP6CDT))		Gasolina	FWD	1598	115	156	04.10-07.15	■
1.6 THP160 (5FM (EP6DT))	disc brak.rear axle	Gasolina	FWD	1598	120	163	01.12-07.15	■
1.6 THP 165 (5GZ (EP6FDT))	disc brak.rear axle	Gasolina	FWD	1598	121	165	10.14-06.15	■
1.6 Racing (5FF (EP6DTS))		Gasolina	FWD	1598	149	203	02.11-07.15	■
1.6 Racing (5FD (EP6DTS))		Gasolina	FWD	1598	152	207	02.11-07.15	■
1.4 VTi 95 LPG (8FR (EP3C))	disc brak.rear axle	Gasol./Gas (LPG)	FWD	1397	70	95	08.12-07.15	■
1.4 HDi 70 (SA8HP4) (8HR (DV4C))	disc brak.rear axle	Diesel	FWD	1398	50	68	04.10-07.15	■
1.6 BlueHDi 75 (BHW (DV6FE))	disc brak.rear axle	Diesel	FWD	1560	55	75	03.15-07.15	■
1.6 HDi 90 (9HP (DV6DTE))	disc brak.rear axle	Diesel	FWD	1560	68	92	11.09-07.15	■
1.6 BlueHDi 100 (BHY (DV6FD))	disc brak.rear axle	Diesel	FWD	1560	73	99	07.14-07.15	■
1.6 HDi 110 (9HR (DV6C))	disc brak.rear axle	Diesel	FWD	1560	82	112	11.09-07.15	■
1.6 HDi 115 (9HD (DV6C))	disc brak.rear axle	Diesel	FWD	1560	84	114	08.12-07.15	■
1.6 HDi 115 (BHX (DV6FC))	disc brak.rear axle	Diesel	FWD	1560	85	115	10.13-07.15	■
1.6 BlueHDi 120 (BHZ (DV6FC))	disc brak.rear axle	Diesel	FWD	1560	88	120	10.13-07.15	■

LISTA DE APLICACIONES - BUYERS GUIDE

DS4 (NX_) 03.11-07.15					Hatchback (Compact car-C Segment)			
1.6 VTI 120 (5FS (EP6C))	not elec.brak.detent	Gasolina	FWD	1598	88	120	04.11-07.15	■
1.6 THP 155 (5FV (EP6CDT))	not elec.brak.detent	Gasolina	FWD	1598	115	156	04.11-07.15	■
1.6 THP160 (5FM (EP6CDTM))	not elec.brak.detent	Gasolina	FWD	1598	120	163	04.12-07.15	■
1.6 THP200 (5FU (EP6DTX))		Gasolina	FWD	1598	147	200	04.11-07.15	■
1.6 HDi 90 (9HP (DV6DTED))	not elec.brak.detent	Diesel	FWD	1560	68	92	05.11-07.15	■
1.6 HDi 110 (9HR (DV6C))	not elec.brak.detent	Diesel	FWD	1560	82	112	04.11-07.15	■
1.6 HDi 115 (9HD (DV6C))	not elec.brak.detent	Diesel	FWD	1560	84	114	08.12-07.15	■
1.6 BlueHDi 120 (BHZ (DV6FC))	not elec.brak.detent	Diesel	FWD	1560	88	120	07.14-07.15	■
2.0 HDi / BlueHDi 135 (AHS (DW10FD))	not elec.brak.detent	Diesel	FWD	1997	100	136	09.11-07.15	■
2.0 HDi / BlueHDi 135 (AHV (DW10FD))	not elec.brak.detent	Diesel	FWD	1997	100	136	09.11-07.15	■
2.0 HDi / BlueHDi 135 (RHD (DW10CB))	not elec.brak.detent	Diesel	FWD	1997	100	136	09.11-07.15	■
2.0 HDi / BlueHDi 135 (RHD (DW10CTED4))	not elec.brak.detent	Diesel	FWD	1997	100	136	09.11-07.15	■
2.0 BlueHDi 150 (AHX (DW10FD))	not elec.brak.detent	Diesel	FWD	1997	110	150	07.14-07.15	■
2.0 HDi 165 (RHH (DW10CTED4))	not elec.brak.detent	Diesel	FWD	1997	120	163	04.11-07.15	■
2.0 BlueHDi 180 (AHW (DW10FC))	not elec.brak.detent	Diesel	FWD	1997	133	180	07.14-07.15	■
XSARA PICASSO (N68) 09.99-06.12					MPV (Compact MPV-M1 Segment)			
1.6 (NFZ (TU5JP))	disc brak.rear axle	Gasolina	FWD	1587	65	88	12.99-09.01	■
1.6 (NFZ (TU5JP))	disc brak.rear axle	Gasolina	FWD	1587	67	91	06.02-08.05	■
1.6 (NFV (TU5JP))	disc brak.rear axle	Gasolina	FWD	1587	70	95	12.99-12.10	■
1.6 Chrono (NFV (TU5JP))	disc brak.rear axle	Gasolina	FWD	1587	74	101	04.01-10.04	■
1.6 16V (NFU (TU5JP4))	disc brak.rear axle	Gasolina	FWD	1587	80	109	09.05-12.11	■
1.6 16V (NFU (TU5JP4))	disc brak.rear axle	Gasolina	FWD	1587	81	110	06.05-09.06	■
1.6 Flex	disc brak.rear axle	Gasolina	FWD	1587	81	110	11.09-	■
1.8 16V (6FZ (EW7J4))	disc brak.rear axle	Gasolina	FWD	1749	85	115	02.00-08.05	■
1.8 SX	disc brak.rear axle	Gasolina	FWD	1761	76	103	06.00-08.05	■
2.0		Gasolina	FWD	1997	88	120	02.04-10.04	■
2.0 16V (RFN (EW10J4))	disc brak.rear axle	Gasolina	FWD	1997	100	136	01.03-06.12	■
2.0 16V (RFN (EW10J4))	disc brak.rear axle	Gasolina	FWD	1997	101	138	12.99-11.11	■
1.6 16V LPG	disc brak.rear axle	Gasol./Gas (LPG)	FWD	1587	80	109	06.04-12.10	■
1.6 Flex (NFU (TU5JP4))	disc brak.rear axle	Gasol./Etanol	FWD	1587	83	113	10.06-06.12	■
1.6 HDi (9HX (DV6ATED4))	disc brak.rear axle	Diesel	FWD	1560	66	90	09.05-12.11	■
1.6 HDi (9HY (DV6TED4))	disc brak.rear axle	Diesel	FWD	1560	80	109	05.04-12.11	■
1.6 HDi (9HZ (DV6TED4))	disc brak.rear axle	Diesel	FWD	1560	80	109	05.04-12.11	■
2.0 HDi (RHY (DW10TD))	disc brak.rear axle	Diesel	FWD	1997	66	90	12.99-12.11	■
2.0 HDi (RHM (DW10ATED4))	disc brak.rear axle	Diesel	FWD	1997	76	103	10.05-12.11	■
DS								
DS 3 (SB_) 07.15-					Convertible (City car-A Segment)			
1.2 VTI 82 (HMZ (EB2F))	disc brak.rear axle, discØ 249	Gasolina	FWD	1199	60	82	07.15-07.19	■
1.2 THP 110 (HNP (EB2ADT))	disc brak.rear axle, discØ 249	Gasolina	FWD	1199	81	110	07.15-07.19	■
1.2 THP 110 (HNZ (EB2DT))	disc brak.rear axle, discØ 249	Gasolina	FWD	1199	81	110	07.15-07.19	■
1.2 THP 130 (HNY (EB2DTS))	disc brak.rear axle, discØ 249	Gasolina	FWD	1199	96	130	09.15-07.19	■
1.6 THP (SB5GWM) (5GX (EP6FDTMD))	disc brak.rear axle	Gasolina	FWD	1598	110	150	07.15-07.19	■
1.6 THP (5GZ (EP6FDT))		Gasolina	FWD	1598	120	163	07.15-07.19	■
1.6 THP 165 (5GZ (EP6FDT))	disc brak.rear axle, discØ 249	Gasolina	FWD	1598	121	165	07.15-07.19	■
1.6 THP 208 (5GR (EP6FDTX))	discØ 249	Gasolina	FWD	1598	153	208	09.15-07.19	■
1.6 BlueHDi 100 (BHY (DV6FD))	disc brak.rear axle, discØ 249	Diesel	FWD	1560	73	99	07.15-07.19	■
1.6 BlueHDi 116 (BHX (DV6FC))	disc brak.rear axle	Diesel	FWD	1560	85	116	07.15-07.19	■
1.6 BlueHDi 120 (BHZ (DV6FC))	disc brak.rear axle, discØ 249	Diesel	FWD	1560	88	120	07.15-07.19	■

LISTA DE APLICACIONES - BUYERS GUIDE

DS 3 (SA_) 04.15-						Hatchback (City car-A Segment)			
1.2 THP 110 / PureTech 110 (SAHNPS, SAHNZ6, SAHNZT) (HNP (EB2ADT))	disc brak.rear axle, discØ 249	Gasolina	FWD	1199	81	110	04.15-07.19		■
1.2 THP 110 / PureTech 110 (SAHNPS, SAHNZ6, SAHNZT) (HNZ (EB2DT))	disc brak.rear axle, discØ 249	Gasolina	FWD	1199	81	110	04.15-07.19		■
1.2 THP 130 (SAHNYM) (HNY (EB2DTS))	disc brak.rear axle, discØ 249	Gasolina	FWD	1199	96	130	09.15-07.19		■
1.6 VTi (5FS (EP6C))	disc brak.rear axle	Gasolina	FWD	1597	88	120	07.15-07.19		■
1.6 THP (SA5GWM) (5GW (EP6FDT))	disc brak.rear axle	Gasolina	FWD	1598	110	150	07.15-07.19		■
1.6 THP 156 (5FV (EP6CDT))	disc brak.rear axle	Gasolina	FWD	1598	115	156	07.16-07.19		■
1.6 THP (SA5GZM) (5GZ (EP6FDT))		Gasolina	FWD	1598	120	163	07.15-07.19		■
1.6 THP 165 (SA5GZM) (5GZ (EP6FDT))	disc brak.rear axle, discØ 249	Gasolina	FWD	1598	121	165	07.15-07.19		■
1.6 THP 208 (SA5GRM) (5GR (EP6FDTX))	discØ 249	Gasolina	FWD	1598	153	208	09.15-07.19		■
1.6 BlueHDi 75 (SABHW6) (BHW (DV6FE))	disc brak.rear axle, discØ 249	Diesel	FWD	1560	55	75	07.15-07.19		■
1.6 BlueHDi 100 (SABHY0, SABHYT) (BHY (DV6FD))	disc brak.rear axle, discØ 249	Diesel	FWD	1560	73	99	04.15-07.19		■
1.6 BlueHDi 116 (SABHXM) (BHX (DV6FC))	disc brak.rear axle	Diesel	FWD	1560	85	116	07.15-07.19		■
1.6 BlueHDi 120 (SABHZM) (BHZ (DV6FC))	disc brak.rear axle, discØ 249	Diesel	FWD	1560	88	120	07.15-07.19		■
DS 4 / DS 4 CROSSBACK (NX_) 07.15-						Hatchback (Compact car-C Segment)			
1.6 VTi (5FS (EP6C))	not elec.brak.detent	Gasolina	FWD	1598	88	120	07.15-12.18		■
1.6 THP 208 (5GR (EP6FDTX))	not elec.brak.detent	Gasolina	FWD	1598	153	208	03.17-12.18		■
1.6 THP 210 (5GM (EP6FDTX))	not elec.brak.detent	Gasolina	FWD	1598	155	210	07.15-12.18		■
1.6 BlueHDi 100 (BHY (DV6FD))	not elec.brak.detent	Diesel	FWD	1560	73	99	04.16-12.18		■
1.6 BlueHDi 120 (BHZ (DV6FC))	not elec.brak.detent	Diesel	FWD	1560	88	120	07.15-12.18		■
2.0 BlueHDi 180 (AHW (DW10FC))	not elec.brak.detent	Diesel	FWD	1997	133	180	07.15-12.18		■
FIAT									
ULYSSE II (179_) 08.02-06.11						MPV (Large MPV-M1 Segment)			
2.0 (179BXA11, 179BXA1A) (RFN (EW10J4))	-12/10	Gasolina	FWD	1997	100	136	08.02-06.11		■
3.0 (XFW)	-12/10	Gasolina	FWD	2946	150	204	08.02-06.11		■
2.0 JTD (RHM (DW10ATED4))		Diesel	FWD	1997	79	107	05.03-08.06		■
2.0 JTD (RHW (DW10ATED4))		Diesel	FWD	1997	80	109	08.02-08.06		■
2.0 D Multijet (RHK)	-12/10	Diesel	FWD	1997	88	120	05.06-06.11		■
2.0 D Multijet (RHR)	-12/10	Diesel	FWD	1997	100	136	05.06-06.11		■
2.2 JTD (4HW (DW12ATED4))		Diesel	FWD	2179	94	128	08.02-08.06		■
2.2 JTD (4HP)		Diesel	FWD	2179	120	163	03.08-06.11		■
2.2 JTD (4HR)		Diesel	FWD	2179	120	163	03.08-06.11		■
2.2 D Multijet (4HS)	-12/10	Diesel	FWD	2179	125	170	03.08-06.11		■
2.2 D Multijet (4HT (DW12BTED4))	-12/10	Diesel	FWD	2179	125	170	03.08-06.11		■
FORD									
GALAXY (WGR) 03.95-05.06						Box Body/MPV (Large MPV-M1 Segment)			
2.0		Gasolina	FWD	1998	85	116	03.96-03.06		■
2.3		Gasolina	FWD	2295	103	140	11.02-03.06		■
2.3		Gasolina	FWD	2295	107	145	05.00-10.02		■
2.8		Gasolina	FWD	2792	128	174	11.95-07.00		■
1.9 TDI		Diesel	FWD	1896	66	90	09.96-03.06		■
1.9 TDI		Diesel	FWD	1896	85	116	05.00-03.06		■
GALAXY 05.92-12.96						MPV (Large MPV-M1 Segment)			
1.8		Gasolina	FWD	1781	68	92	08.94-10.96		■
2.0		Gasolina	FWD	1984	74	101	05.92-12.96		■
2.0		Gasolina	FWD	1984	82	111	05.92-12.96		■
2.0 i (NSE)	-12/00	Gasolina	FWD	1998	85	116	11.95-05.06		■
2.0 i (ZVSA)	-12/00	Gasolina	FWD	1998	85	116	11.95-05.06		■

LISTA DE APLICACIONES - BUYERS GUIDE

2.3 16V (E5SB)	-12/05	Gasolina	FWD	2295	103	140	09.01-05.06	■
2.3		Gasolina	FWD	2295	107	145	09.96-04.00	■
2.3 16V (E5SA)	-12/01	Gasolina	FWD	2295	107	146	01.97-05.06	■
2.3 16V (Y5B)	-12/01	Gasolina	FWD	2295	107	146	01.97-05.06	■
2.8 i V6 (AAA)		Gasolina	FWD	2792	128	174	11.95-04.00	■
2.8 i V6 (AMY)		Gasolina	FWD	2792	128	174	11.95-04.00	■
2.8 i V6 4x4 (AAA)		Gasolina	4WD	2792	128	174	04.96-04.00	■
2.8 i V6 4x4 (AMY)		Gasolina	4WD	2792	128	174	04.96-04.00	■
1.9 TDI (1Z)	01/96-	Diesel	FWD	1896	66	90	03.95-05.06	■
1.9 TDI (AHU)	01/96-	Diesel	FWD	1896	66	90	03.95-05.06	■
1.9 TDI (ANU)	01/96-	Diesel	FWD	1896	66	90	03.95-05.06	■
1.9 TDI (AFN)		Diesel	FWD	1896	81	110	08.97-04.00	■
1.9 TDI (AVG)		Diesel	FWD	1896	81	110	08.97-04.00	■
JETTA								
VA3 (0M2) 09.19-					Saloon (Compact car-C Segment)			
1.5 (DLFA)		Gasolina	FWD	1498	82	112	09.19-	■
LANCIA								
PHEDRA (179_) 09.02-11.10					MPV (Large MPV-M1 Segment)			
2.0 (179AXA11, 179AXA1A) (RFN (EW10J4))		Gasolina	FWD	1997	100	136	09.02-11.10	■
3.0 V6 (179.BXD11) (ES9 J4S)		Gasolina	FWD	2946	150	204	09.02-11.10	■
2.0 JTD (179.AXE1A) (RHM (DW10ATED4))		Diesel	FWD	1997	79	107	07.03-11.10	■
2.0 JTD (179AXB1A) (RHW (DW10ATED4))		Diesel	FWD	1997	80	109	09.02-11.10	■
2.0 JTD (179.AXH1B, 179.BXH1B) (RHK (DW10UTED4))		Diesel	FWD	1997	88	120	06.06-11.10	■
2.0 D Multijet (179.AXL1B, 179.BXL1B) (RHR (DW10BTED4))		Diesel	FWD	1997	100	136	07.06-11.10	■
2.2 JTD (179AXC1A) (4HW (DW12ATED4))		Diesel	FWD	2179	94	128	09.02-11.10	■
2.2 JTD (179.AXN1B, 179.AXQ11, 179.BXN1B, 179.BXQ11) (4HP)		Diesel	FWD	2179	120	163	04.06-11.10	■
2.2 JTD (179.AXN1B, 179.AXQ11, 179.BXN1B, 179.BXQ11) (4HR)		Diesel	FWD	2179	120	163	04.06-11.10	■
2.2 D Multijet (179.AXM1B, 179.AXP11, 179.BXM1B,...) (4HS)		Diesel	FWD	2179	125	170	03.08-11.10	■
2.2 D Multijet (179.AXM1B, 179.AXP11, 179.BXM1B,...) (4HT)		Diesel	FWD	2179	125	170	03.08-11.10	■
MG								
MG 350 (AP11) 01.11-					Saloon (Compact car-C Segment)			
1.5 (15S4U)	disc brak.rear axle	Gasolina	FWD	1498	78	106	01.11-	■
MG 5 03.12-					Hatchback (Supermini car-B Segment)			
1.5 (15S4U)	Syst. TRW	Gasolina	FWD	1498	78	106	03.12-	■
MG (SAIC)								
3 08.17-					Hatchback (Supermini car-B Segment)			
1.5 (15S4C)		Gasolina	FWD	1498	86	117	08.17-	■
5 03.12-					Hatchback (Supermini car-B Segment)			
1.5		Gasolina	FWD	1498	80	109	03.12-12.17	■
1.5 (15S4G)		Gasolina	FWD	1498	95	129	03.12-12.17	■
5 II 11.20-					Saloon (Supermini car-B Segment)			
300TGI		Gasolina	FWD	1490	127	173	11.20-	■
180 DVVT		Gasolina	FWD	1498	88	120	11.20-	■
GT 11.14-					Saloon (Supermini car-B Segment)			
1.4 TGI		Gasolina	FWD	1368	110	150	11.14-	■

LISTA DE APLICACIONES - BUYERS GUIDE

1.5		Gasolina	FWD	1498	80	109	06.16-	■
1.5 TCI		Gasolina	FWD	1498	95	129	11.14-12.20	■
PEUGEOT								
1007 (KM_) 04.05-					Hatchback (Mini MPV-M1 Segment)			
1.6 16V (NFU (TU5JP4))		Gasolina	FWD	1587	80	109	04.05-	■
1.6 HDi (9HZ (DV6TED4))		Diesel	FWD	1560	80	109	06.07-	■
2008 (CU_) 03.13-					SUV Van (Compact SUV-J Segment)			
PureTech 130 (CUHNYM, CUHNSS)		Gasolina	FWD	1199	96	131	01.18-11.19	■
BlueHDi 100 (CUYHYM)		Diesel	FWD	1499	75	102	05.18-	■
BlueHDi 120 (CUYHXX)		Diesel	FWD	1499	88	120	05.18-	■
2008 (CU_) 03.13-					SUV (Compact SUV-J Segment)			
1.2 VTi (HMZ (EB2))		Gasolina	FWD	1199	60	82	03.13-12.18	■
1.2 VTi (HMZ (EB2F))		Gasolina	FWD	1199	60	82	03.13-12.18	■
1.2 PureTech 82 (HMR (EB2FA))		Gasolina	FWD	1199	61	82	01.18-12.19	■
1.2 THP 110 / PureTech 110 (SAHNPS, SAHNZ6, SAHNZT) (HNP (EB2ADT))		Gasolina	FWD	1199	81	110	01.15-	■
1.2 THP 110 / PureTech 110 (SAHNPS, SAHNZ6, SAHNZT) (HNV (EB2DTM))		Gasolina	FWD	1199	81	110	01.15-	■
1.2 THP 110 / PureTech 110 (SAHNPS, SAHNZ6, SAHNZT) (HNZ (EB2DT))		Gasolina	FWD	1199	81	110	01.15-	■
1.2 THP 130 / PureTech 130 (HNS (EB2ADTS))		Gasolina	FWD	1199	96	130	01.15-11.19	■
1.2 THP 130 / PureTech 130 (HNY (EB2DTS))		Gasolina	FWD	1199	96	130	01.15-11.19	■
1.6 VTi		Gasolina	FWD	1587	85	116	02.16-	■
1.6 VTi (5FS (EP6C))		Gasolina	FWD	1598	85	116	05.13-	■
1.6 VTi (5FS (EP6C))		Gasolina	FWD	1598	88	120	03.13-	■
1.6 Flex		Gasolina	FWD	1598	90	122	04.15-	■
1.6 THP 165 (5GY (EP6FDTM))		Gasolina	FWD	1598	121	165	02.16-	■
1.6 THP 165 (5GZ (EP6FDT))		Gasolina	FWD	1598	121	165	02.16-	■
1.6 Flex		Gasolina	FWD	1598	127	173	04.15-	■
1.6 Flex (NFP (EC5))		Gasol./Etanol	FWD	1587	87	118	01.19-	■
1.4 HDi (8HR (DV4C))		Diesel	FWD	1398	50	68	06.13-	■
1.5 BlueHDi 100 (YHY (DV5RD))		Diesel	FWD	1499	75	102	05.18-	■
1.5 BlueHDi 120 (YHX (DV5RC))		Diesel	FWD	1499	88	120	05.18-	■
1.6 BlueHDi 75 (BHW (DV6FE))		Diesel	FWD	1560	55	75	01.15-	■
1.6 HDi (9HP (DV6DTED))		Diesel	FWD	1560	68	92	03.13-	■
1.6 BlueHDi 100 (BHY (DV6FD))		Diesel	FWD	1560	73	100	01.15-	■
1.6 HDi (9HD (DV6C))		Diesel	FWD	1560	84	114	03.13-	■
1.6 BlueHDi (BHX (DV6FC))		Diesel	FWD	1560	85	116	07.14-	■
1.6 BlueHDi 120 (BHZ (DV6FC))		Diesel	FWD	1560	88	120	07.14-	■
2008 II (UD_, US_, UY_, UJ_, UR_, UC_) 08.19-					SUV (Compact SUV-J Segment)			
e-2008 (UKZKXZ) (ZKX (ZK01))		Eléctrico	FWD		100	136	09.19-	■
207 (WA_, WC_) 04.06-					Hatchback Van (LCVs-N1 Segment)			
1.6 VTi (5FW (EP6))		Gasolina	FWD	1598	88	120	03.07-12.12	■
1.6 HDi (9HX (DV6ATED4))	disc brak.rear axle	Diesel	FWD	1560	66	90	04.07-10.12	■
1.6 HDi (9HP (DV6DTED))	disc brak.rear axle	Diesel	FWD	1560	68	92	11.09-03.13	■
1.6 HDi (9HZ (DV6TED4))		Diesel	FWD	1560	80	109	04.06-12.12	■
207 (WA_, WC_) 02.06-					Hatchback (Supermini car-B Segment)			
1.6 16V		Gasolina	FWD	1587	79	106	08.08-12.13	■
1.6 16V (NFU (TU5JP4))		Gasolina	FWD	1587	80	109	02.06-10.13	■
1.6 (N6A (TU5JP4))		Gasolina	FWD	1587	81	110	08.08-12.13	■

LISTA DE APLICACIONES - BUYERS GUIDE

1.6 16V VTi (EP6)		Gasolina	FWD	1598	81	110	09.08-12.12	■
1.6 16V VTi (5FS (EP6C))		Gasolina	FWD	1598	88	120	02.07-12.12	■
1.6 16V VTi (5FW (EP6))		Gasolina	FWD	1598	88	120	02.07-12.12	■
1.6 16V VTi (EP6)		Gasolina	FWD	1598	88	120	02.07-12.12	■
1.6 16V Turbo (5FX (EP6DT))		Gasolina	FWD	1598	110	150	02.06-10.13	■
1.6 16V Turbo (5FR (EP6DT))		Gasolina	FWD	1598	115	156	10.09-12.12	■
1.6 16V RC (5FY (EP6DTS))		Gasolina	FWD	1598	128	174	02.07-12.12	■
1.6 Flex (N6A (TU5JP4))		Gasol./Etanol	FWD	1587	83	113	08.08-12.13	■
1.6 HDi (9HV (DV6TED4B))	disc brak.rear axle	Diesel	FWD	1560	66	90	02.06-10.13	■
1.6 HDi (9HV (DV6TED4BU))	disc brak.rear axle	Diesel	FWD	1560	66	90	02.06-10.13	■
1.6 HDi (9HX (DV6ATED4))	disc brak.rear axle	Diesel	FWD	1560	66	90	02.06-10.13	■
1.6 HDi (9HP (DV6DTED))	disc brak.rear axle	Diesel	FWD	1560	68	92	11.09-12.12	■
1.6 HDi (9HY (DV6TED4))		Diesel	FWD	1560	80	109	02.06-10.13	■
1.6 HDi (9HZ (DV6TED4))		Diesel	FWD	1560	80	109	02.06-10.13	■
1.6 HDi 110 (9HR (DV6C))		Diesel	FWD	1560	82	112	08.09-12.12	■
1.9 D		Diesel	FWD	1868	51	69	10.08-12.12	■
2.0 HDi		Diesel	FWD	1997	66	90	10.08-12.12	■
207 / 207 PASION 12.07-					Saloon (Supermini car-B Segment)			
1.6 16V		Gasolina	FWD	1587	80	109	11.08-10.13	■
1.6		Gasolina	FWD	1597	81	110	09.09-12.11	■
1.6 BioFlex (N6A (TU5JP4))		Gasol./Etanol	FWD	1587	83	113	01.08-12.13	■
1.9 XSD		Diesel	FWD	1868	51	69	12.07-12.12	■
2.0 HDi		Diesel	FWD	1997	66	90	12.07-12.12	■
207 CC (WD_) 02.07-					Convertible (Supermini car-B Segment)			
1.6 16V (5FS (EP6C))		Gasolina	FWD	1598	88	120	02.07-10.13	■
1.6 16V (5FW (EP6))		Gasolina	FWD	1598	88	120	02.07-10.13	■
1.6 16V (EP6)		Gasolina	FWD	1598	88	120	02.07-10.13	■
1.6 16V Turbo (5FX (EP6DT))		Gasolina	FWD	1598	110	150	02.07-12.12	■
1.6 16V Turbo (5FR (EP6DT))		Gasolina	FWD	1598	115	156	10.09-12.13	■
1.6 16V Turbo (5FV (EP6CDT))		Gasolina	FWD	1598	115	156	10.09-12.13	■
1.6 HDi (9HZ (DV6TED4))		Diesel	FWD	1560	80	109	02.07-01.15	■
1.6 HDi (9HR (DV6C))		Diesel	FWD	1560	82	112	08.09-10.13	■
207 SW (WK_) 08.07-12.12					Estate Van (Supermini car-B Segment)			
1.6 HDi (9HX (DV6ATED4))	disc brak.rear axle	Diesel	FWD	1560	66	90	08.07-12.12	■
1.6 HDi (9HZ (DV6TED4))		Diesel	FWD	1560	80	109	08.07-12.12	■
207 SW (WK_) 02.07-					Estate (Supermini car-B Segment)			
1.6		Gasolina	FWD	1587	81	110	08.08-12.12	■
1.6 16V (5FS (EP6C))		Gasolina	FWD	1598	88	120	06.07-10.13	■
1.6 16V (5FW (EP6))		Gasolina	FWD	1598	88	120	06.07-10.13	■
1.6 16V (EP6)		Gasolina	FWD	1598	88	120	06.07-10.13	■
1.6 16V Turbo (5FX (EP6DT))		Gasolina	FWD	1598	110	150	02.07-12.12	■
1.6 16V RC (5FY (EP6DTS))		Gasolina	FWD	1598	128	174	02.07-12.12	■
1.6 Flex		Gasol./Etanol	FWD	1587	83	113	08.08-12.13	■
1.6 HDi (9HV (DV6TED4B))	disc brak.rear axle	Diesel	FWD	1560	66	90	06.07-12.12	■
1.6 HDi (9HV (DV6TED4BU))	disc brak.rear axle	Diesel	FWD	1560	66	90	06.07-12.12	■
1.6 HDi (9HP (DV6DTED))	vehicles with ESP	Diesel	FWD	1560	68	92	11.09-12.13	■
1.6 HDi (9HZ (DV6TED4))		Diesel	FWD	1560	80	109	06.07-12.12	■
1.6 HDi (9HR (DV6C))		Diesel	FWD	1560	82	112	08.09-10.13	■

LISTA DE APLICACIONES - BUYERS GUIDE

2.0 HDi		Diesel	FWD	1997	66	90	10.08-12.12	■
208 (CR_) 02.13-12.19					Hatchback Van (LCVs-N1 Segment)			
1.2 VTI 68 / PureTech 68 (CRHMP6, CRHMM6) (HMM (EB2FAD))		Gasolina	FWD	1199	50	68	06.15-12.19	■
1.2 VTI 68 / PureTech 68 (CRHMP6, CRHMM6) (HMP (EB2FB))		Gasolina	FWD	1199	50	68	06.15-12.19	■
1.5 BlueHDi 100 (YHY (DV5RD))	disc brak.rear axle	Diesel	FWD	1499	75	102	05.18-12.19	■
1.6 BlueHDi 75 (BHW (DV6FE))	disc brak.rear axle	Diesel	FWD	1560	55	75	04.15-12.19	■
1.6 HDi 92 (9HP (DV6DTE))	disc brak.rear axle	Diesel	FWD	1560	68	92	03.14-12.19	■
1.6 BlueHDi 100 (BHY (DV6FD))	disc brak.rear axle	Diesel	FWD	1560	73	99	06.15-12.19	■
208 (CA_, CC_) 03.12-					Hatchback (Supermini car-B Segment)			
1.5 BlueHDi 100 (YHY (DV5RD))	disc brak.rear axle	Diesel	FWD	1499	75	102	05.18-12.19	■
1.6 BlueHDi 100 (BHY (DV6FD))		Diesel	FWD	1560	73	100	01.15-12.19	■
1.6 e-HDi (9HR (DV6C))		Diesel	FWD	1560	82	112	07.15-12.19	■
307 (3B) 03.03-06.09					Convertible (Compact car-C Segment)			
1.6 16V (NFU (TU5JP4))	discØ 247, Argentina, France	Gasolina	FWD	1587	80	110	03.03-04.09	■
2.0 16V (RFN (EW10J4))	discØ 247, Argentina, France	Gasolina	FWD	1997	100	136	10.03-06.05	■
2.0 16V (RFJ (EW10A))	discØ 247, Argentina, France	Gasolina	FWD	1997	103	140	12.04-04.09	■
2.0 16V		Gasolina	FWD	1997	105	143	10.05-04.09	■
2.0 16V (RFK (EW10J4S))	discØ 247, Argentina, France	Gasolina	FWD	1997	130	177	10.03-04.09	■
2.0 16V (RFK (EW10J4S))		Gasolina	FWD	1997	132	180	04.05-06.09	■
2.0 HDi 135 (RHR (DW10BTED4))	discØ 247, Argentina, France	Diesel	FWD	1997	100	136	06.05-04.09	■
307 (3E) 03.02-					Estate (Compact car-C Segment)			
1.4 (KFW (TU3JP))	discØ 247, Argentina, France	Gasolina	FWD	1360	55	75	04.02-09.03	■
1.4 16V (KFU (ET3J4))	discØ 247, Argentina, France	Gasolina	FWD	1360	65	88	11.03-07.07	■
1.6 16V (NFU (TU5JP4))	discØ 247, Argentina, France	Gasolina	FWD	1587	80	109	03.02-04.08	■
2.0 (RFN (EW10J4))	discØ 247, Argentina, France	Gasolina	FWD	1997	100	136	03.02-06.05	■
2.0 16V (RFJ (EW10A))	discØ 247, Argentina, France	Gasolina	FWD	1997	103	140	03.05-04.08	■
2.0 16V (RFK (EW10J4S))	discØ 247, Argentina, France	Gasolina	FWD	1997	130	177	06.05-04.08	■
1.6 BioFlex (NFU (TU5JP4))	discØ 247, Argentina, France	Gasol./Etanol	FWD	1587	80	109	09.07-04.08	■
1.4 HDi (8HZ (DV4TD))	discØ 247, Argentina, France	Diesel	FWD	1398	50	68	03.02-06.05	■
1.6 HDi (9HV (DV6TED4B))	discØ 247, Argentina, France	Diesel	FWD	1560	66	90	04.05-04.08	■
1.6 HDi (9HV (DV6TED4BU))	discØ 247, Argentina, France	Diesel	FWD	1560	66	90	04.05-04.08	■
1.6 HDi (9HX (DV6ATED4))	discØ 247, Argentina, France	Diesel	FWD	1560	66	90	04.05-04.08	■
1.6 HDi (9HX (DV6AUTED4))	discØ 247, Argentina, France	Diesel	FWD	1560	66	90	04.05-04.08	■
1.6 HDi 110 (9HY (DV6TED4))	discØ 247, Argentina, France	Diesel	FWD	1560	80	109	02.04-04.08	■
1.6 HDi 110 (9HZ (DV6TED4))	discØ 247, Argentina, France	Diesel	FWD	1560	80	109	02.04-04.08	■
2.0 HDi 90 (RHY (DW10TD))	discØ 247, Argentina, France	Diesel	FWD	1997	66	90	03.02-04.08	■
2.0 HDi 110 (RHS (DW10ATED))	discØ 247, Argentina, France	Diesel	FWD	1997	79	107	03.02-12.09	■
2.0 HDi 135 (RHR (DW10BTED4))	discØ 247, Argentina, France	Diesel	FWD	1997	100	136	02.04-04.08	■
307 (3A/C) 08.00-					Hatchback (Compact car-C Segment)			
1.4 (KFW (TU3JP))	discØ 247, Argentina, France	Gasolina	FWD	1360	55	75	08.00-09.03	■
1.4 16V (KFU (ET3J4))	discØ 247, Argentina, France	Gasolina	FWD	1360	65	88	11.03-07.07	■
1.6 16V (NFU (TU5JP4))	discØ 247, Argentina, France	Gasolina	FWD	1587	80	109	08.00-11.07	■
1.6 (NFU (TU5JP4))	discØ 247, -Org. 12056, Argentina, France	Gasolina	FWD	1587	81	110	07.06-04.12	■
2.0 16V (RFN (EW10J4))	discØ 247, Argentina, France	Gasolina	FWD	1997	100	136	08.00-06.05	■
2.0 16V (RFJ (EW10A))	discØ 247, Argentina, France	Gasolina	FWD	1997	103	140	03.05-11.07	■
2.0 (RFJ (EW10A))	France, discØ 247, Argentina	Gasolina	FWD	1997	105	143	08.08-12.11	■
2.0 (RFN (EW10J4))	France, discØ 247, Argentina	Gasolina	FWD	1997	105	143	08.08-12.11	■

LISTA DE APLICACIONES - BUYERS GUIDE

2.0 Flex		Gasolina	FWD	1997	111	151	08.08-	■
2.0 16V (RFK (EW10J4S))	discØ 247, Argentina, France	Gasolina	FWD	1997	130	177	06.05-11.07	■
1.6 BioFlex (NFU (TU5JP4))	discØ 247, Argentina France	Gasol./Etanol	FWD	1587	80	109	09.07-04.09	■
1.6 Flex (N6A (TU5JP4))		Gasol./Etanol	FWD	1587	83	113	07.06-12.12	■
1.4 HDi (8HX (DV4TD))	discØ 247, Argentina, France	Diesel	FWD	1398	50	68	10.01-06.05	■
1.4 HDi (8HZ (DV4TD))	discØ 247, Argentina, France	Diesel	FWD	1398	50	68	10.01-06.05	■
1.6 HDi (9HV (DV6TED4B))	discØ 247, Argentina, France	Diesel	FWD	1560	66	90	04.05-03.09	■
1.6 HDi (9HV (DV6TED4BU))	discØ 247, Argentina, France	Diesel	FWD	1560	66	90	04.05-03.09	■
1.6 HDi (9HX (DV6ATED4))	discØ 247, Argentina, France	Diesel	FWD	1560	66	90	04.05-03.09	■
1.6 HDi 110 (9HY (DV6TED4))	discØ 247, Argentina, France	Diesel	FWD	1560	80	109	02.04-03.09	■
1.6 HDi 110 (9HZ (DV6TED4))	discØ 247, Argentina, France	Diesel	FWD	1560	80	109	02.04-03.09	■
2.0 HDi 90 (RHY (DW10TD))	discØ 247, Argentina, France	Diesel	FWD	1997	66	90	08.00-03.07	■
2.0 HDi 110 (RHS (DW10ATED))	discØ 247, Argentina, France	Diesel	FWD	1997	79	107	08.00-03.07	■
2.0 HDi 135 (RHR (DW10BTED4))	discØ 247, Argentina, France	Diesel	FWD	1997	100	136	10.03-11.07	■
307 01.01-					Saloon (Compact car-C Segment)			
1.6		Gasolina	FWD	1587	81	110	08.06-12.12	■
1.6 Flex		Gasolina	FWD	1587	81	110	08.06-	■
1.6 Flex		Gasolina	FWD	1587	83	113	08.06-	■
2.0		Gasolina	FWD	1997	103	140	09.06-12.08	■
2.0		Gasolina	FWD	1997	105	143	03.04-04.09	■
2.0 Flex		Gasolina	FWD	1997	105	143	08.08-	■
2.0 Flex		Gasolina	FWD	1997	111	151	12.07-	■
2.0 HDi		Diesel	RWD	1997	66	90	09.06-10.10	■
2.0 HDi		Diesel	FWD	1997	80	109	09.06-03.12	■
307 SW (3E_, 3H_) 04.02-12.09					Estate Van (Compact car-C Segment)			
1.4 HDi (8HZ (DV4TD))	discØ 247, Argentina, France	Diesel	FWD	1398	51	69	04.02-06.05	■
1.6 HDi (9HX (DV6ATED4))	discØ 247, Argentina, France	Diesel	FWD	1560	66	90	04.06-10.08	■
2.0 HDi (RHY (DW10TD))	discØ 247, Argentina, France	Diesel	FWD	1997	66	90	04.03-04.08	■
2.0 HDi (RHZ (DW10ATED))	discØ 247, -Org. 12056, Argentina, France	Diesel	FWD	1997	79	107	01.03-12.09	■
2.0 HDi (RHR (DW10BTED4))	discØ 247, Argentina, France	Diesel	FWD	1997	100	136	04.04-11.07	■
307 SW (3H) 03.02-					Estate (Compact car-C Segment)			
1.4 (KFW (TU3JP))	discØ 247, Argentina, France	Gasolina	FWD	1360	55	75	04.02-09.03	■
1.4 16V (KFU (ET3J4))	discØ 247, Argentina, France	Gasolina	FWD	1360	65	88	11.03-07.07	■
1.6 16V (NFU (TU5JP4))	discØ 247, Argentina, France	Gasolina	FWD	1587	80	109	03.02-04.08	■
2.0 16V (RFN (EW10J4))	discØ 247, Argentina, France	Gasolina	FWD	1997	100	136	03.02-06.05	■
2.0 16V (RFJ (EW10A))	discØ 247, Argentina, France	Gasolina	FWD	1997	103	140	03.05-04.08	■
2.0 16V (RFJ (EW10A))		Gasolina	FWD	1997	105	143	10.05-12.09	■
1.6 BioFlex (NFU (TU5JP4))	discØ 247, Argentina, France	Gasol./Etanol	FWD	1587	80	109	09.07-04.08	■
1.6 HDi 90 (9HV (DV6TED4B))	discØ 247, Argentina, France	Diesel	FWD	1560	66	90	04.05-04.08	■
1.6 HDi 90 (9HV (DV6TED4BU))	discØ 247, Argentina, France	Diesel	FWD	1560	66	90	04.05-04.08	■
1.6 HDi 90 (9HX (DV6ATED4))	discØ 247, Argentina, France	Diesel	FWD	1560	66	90	04.05-04.08	■
1.6 HDi 90 (9HX (DV6AUTED4))	discØ 247, Argentina, France	Diesel	FWD	1560	66	90	04.05-04.08	■
1.6 HDi 110 (9HY (DV6TED4))	discØ 247, Argentina, France	Diesel	FWD	1560	80	109	11.03-12.07	■
1.6 HDi 110 (9HZ (DV6TED4))	discØ 247, Argentina, France	Diesel	FWD	1560	80	109	11.03-12.07	■
2.0 HDi 90 (RHY (DW10TD))	discØ 247, Argentina, France	Diesel	FWD	1997	66	90	03.02-04.08	■
2.0 HDi 110 (RHS (DW10ATED))	discØ 247, Argentina, France	Diesel	FWD	1997	79	107	03.02-12.09	■
2.0 HDi 135 (RHR (DW10BTED4))	discØ 247, Argentina, France	Diesel	FWD	1997	100	136	02.04-04.08	■

LISTA DE APLICACIONES - BUYERS GUIDE

					Hatchback (Compact car-C Segment)			
308 (4A_, 4C_) 09.07-								
1.4 16V (8FS (EP3))		Gasolina	FWD	1397	70	95	09.07-10.14	■
1.4 16V (EP3)		Gasolina	FWD	1397	70	95	09.07-10.14	■
1.4 16V (8FR (EP3))		Gasolina	FWD	1397	72	98	12.09-10.14	■
1.6		Gasolina	FWD	1587	85	115	02.12-12.15	■
1.6 BioFlex		Gasolina	FWD	1587	90	122	01.12-	■
1.6 16V (5FW (EP6))		Gasolina	FWD	1598	88	120	09.07-10.14	■
1.6 16V (EP6)		Gasolina	FWD	1598	88	120	09.07-10.14	■
1.6 16V (5FT (EP6DT))		Gasolina	FWD	1598	103	140	09.07-10.14	■
1.6 16V (5FX (EP6DT))		Gasolina	FWD	1598	110	150	09.07-10.14	■
1.6 THP 16V (5FV (EP6CDT))		Gasolina	FWD	1598	115	156	10.09-10.14	■
1.6		Gasolina	FWD	1598	120	163	01.12-12.15	■
1.6 (5FM (EP6CDTM), 5GY(5P6FDTM))		Gasolina	FWD	1598	121	165	09.09-12.10	■
1.6 16V (5FY (EP6DTS))		Gasolina	FWD	1598	128	174	03.08-10.14	■
1.6 GTi (EP6CDTX)		Gasolina	FWD	1598	147	200	07.10-10.14	■
2.0		Gasolina	FWD	1997	105	143	12.11-	■
2.0 Bioflex		Gasolina	FWD	1997	111	151	01.12-	■
1.6 BioFlex (NFU (TU5JP4))		Gasol./Etanol	FWD	1587	80	109	04.08-10.14	■
2.0 Bioflex (RFJ (EW10A))		Gasol./Etanol	FWD	1997	103	140	01.08-12.12	■
1.6 HDi (9HV (DV6TED4B))		Diesel	FWD	1560	66	90	09.07-10.14	■
1.6 HDi (9HV (DV6TED4BU))		Diesel	FWD	1560	66	90	09.07-10.14	■
1.6 HDi (9HX (DV6ATED4))		Diesel	FWD	1560	66	90	09.07-10.14	■
1.6 HDi (9HJ (DV6DTEDM))		Diesel	FWD	1560	68	92	11.09-10.14	■
1.6 HDi (9HP (DV6DTED))		Diesel	FWD	1560	68	92	11.09-10.14	■
1.6 HDi (9HZ (DV6TED4))		Diesel	FWD	1560	80	109	09.07-10.14	■
1.6 HDi (9HR (DV6C))		Diesel	FWD	1560	82	112	12.09-10.14	■
1.6 HDi (9HD (DV6C))		Diesel	FWD	1560	84	114	03.13-10.14	■
1.6 HDi (9HG (DV6C M))		Diesel	FWD	1560	84	114	03.13-10.14	■
2.0 HDi (RHR (DW10BTED4))		Diesel	FWD	1997	100	136	09.07-10.14	■
2.0 HDi (RHR (DW10CB))		Diesel	FWD	1997	100	136	09.07-10.14	■
2.0 HDi (RHR (DW10BTED4))	discØ 249	Diesel	FWD	1997	103	140	07.10-12.12	■
2.0 HDi (RHE (DW10CTED4))	discØ 249	Diesel	FWD	1997	110	150	10.11-10.14	■
2.0 HDi (RHH (DW10CTED4))	-07/13	Diesel	FWD	1997	120	163	04.12-10.14	■
308 SW (4E_, 4H_) 09.07-					Estate (Compact car-C Segment)			
1.4 16V (8FS (EP3))		Gasolina	FWD	1397	70	95	09.07-10.14	■
1.4 16V (8FR (EP3))		Gasolina	FWD	1397	72	98	12.09-10.14	■
1.6 16V (5FT (EP6DT))		Gasolina	FWD	1598	103	140	09.07-10.14	■
1.6 16V (5FX (EP6DT))		Gasolina	FWD	1598	110	150	09.07-10.14	■
1.6 THP 16V (5FV (EP6CDT))		Gasolina	FWD	1598	115	156	10.09-10.14	■
1.6 16V (5FY (EP6DTS))		Gasolina	FWD	1598	128	174	03.08-10.14	■
2.0 Bioflex (RFJ (EW10A))		Gasol./Etanol	FWD	1997	103	140	01.08-12.11	■
1.6 HDi (9HV (DV6TED4BU))		Diesel	FWD	1560	66	90	09.07-10.14	■
1.6 HDi (9HX (DV6ATED4))		Diesel	FWD	1560	66	90	09.07-10.14	■
1.6 HDi (9HR (DV6C))		Diesel	FWD	1560	82	112	12.09-10.14	■
1.6 HDi (9HD (DV6C))		Diesel	FWD	1560	84	114	03.13-10.14	■
2.0 HDi (RHR (DW10BTED4))	discØ 249	Diesel	FWD	1997	100	136	09.07-12.12	■
2.0 HDi (RHR (DW10BTED4))	discØ 249	Diesel	FWD	1997	103	140	09.07-10.14	■
2.0 HDi (RHE (DW10CTED4))	discØ 249	Diesel	FWD	1997	110	150	04.11-10.14	■
2.0 HDi (RHH (DW10CTED4))	discØ 249	Diesel	FWD	1997	120	163	06.09-10.14	■

LISTA DE APLICACIONES - BUYERS GUIDE

					Convertible (Compact car-C Segment)			
308 CC (4B_) 02.09-								
1.6 16V (EP6)		Gasolina	FWD	1598	88	120	06.09-12.14	■
1.6 16V (5FT (EP6DT))		Gasolina	FWD	1598	103	140	06.09-12.14	■
1.6 16V (5FX (EP6DT))		Gasolina	FWD	1598	110	150	06.09-12.14	■
1.6 16V (5FV (EP6CDT))		Gasolina	FWD	1598	115	156	06.09-12.14	■
1.6 THP (5FM (EP6CDTM))		Gasolina	FWD	1598	120	163	08.12-12.14	■
1.6		Gasolina	FWD	1598	121	165	10.12-12.15	■
1.6		Gasolina	FWD	1598	129	175	07.09-	■
2.0 CVVT (RFJ (EW10A))		Gasolina	FWD	1997	103	140	07.09-12.14	■
1.6 HDi (9HR (DV6C))		Diesel	FWD	1560	82	112	06.09-12.14	■
1.6 HDi (9HZ (DV6TED4))		Diesel	FWD	1560	82	111	02.09-05.12	■
1.6 HDi (9HD (DV6C))		Diesel	FWD	1560	84	114	03.13-12.14	■
2.0 HDi (4BRHRH, 4BRHRJ) (RHR (DW10BTED4))		Diesel	FWD	1997	100	136	04.09-12.14	■
2.0 HDi (RHF (DW10BTED4))		Diesel	FWD	1997	103	140	04.09-12.12	■
2.0 HDi (RHH (DW10CTED4))		Diesel	FWD	1997	120	163	06.09-12.14	■
308 SW (4E_) 01.08-12.12					Estate Van (Compact car-C Segment)			
2.0 HDi (RHR (DW10BTED4))	discØ 249	Diesel	FWD	1997	100	136	01.08-12.11	■
405 II (4E) 08.92-10.98					Estate (Large family car-D Segment)			
1.9 D (D9B (XUD9A))		Diesel	FWD	1905	52	71	08.92-10.98	■
405 II (4B) 01.92-12.99					Saloon (Large family car-D Segment)			
1.9 (DKZ (XU9JAZ))		Gasolina	FWD	1905	90	122	01.92-11.97	■
807 (EB_) 06.02-					Box Body/MPV (Large MPV-M1 Segment)			
2.0 HDi (EBRHMEF)		Diesel	FWD	1997	79	107	06.02-05.06	■
2.0 HDi (EBRHTBF, EBRHWBF)		Diesel	FWD	1997	80	109	04.04-05.06	■
2.0 HDi		Diesel	FWD	1997	120	163	05.10-	■
HDi (EB4HWGF)		Diesel	FWD	2179	94	128	04.04-05.06	■
807 (EB_) 06.02-					MPV (Large MPV-M1 Segment)			
2.0 (RFN (EW10J4))		Gasolina	FWD	1997	100	136	06.02-	■
2.0 16V (RFJ (EW10A))		Gasolina	FWD	1997	103	140	09.05-	■
2.2 (3FZ (EW12J4))		Gasolina	FWD	2230	116	158	06.02-	■
3.0 V6 (XFX (ES9J4S))		Gasolina	FWD	2946	150	204	06.02-	■
2.0 HDi (RHM (DW10ATED4))		Diesel	FWD	1997	79	107	06.02-05.06	■
2.0 HDi (RHT (DW10ATED4))		Diesel	FWD	1997	79	107	06.02-05.06	■
2.0 HDi (RHW (DW10ATED4))		Diesel	FWD	1997	79	107	06.02-05.06	■
2.0 HDi (RHW (DW10ATED4))		Diesel	FWD	1997	80	109	04.04-	■
2.0 HDi (RHK (DW10UTED4))		Diesel	FWD	1997	88	120	02.06-	■
2.0 HDi (RHR (DW10BTED4))		Diesel	FWD	1997	100	136	06.06-	■
2.0 HDi (RHR (DW10CB))		Diesel	FWD	1997	100	136	06.06-	■
2.0 HDi (RHH (DW10CTED4))		Diesel	FWD	1997	120	163	06.09-	■
2.2 HDi (4HW (DW12BTED4))		Diesel	FWD	2179	94	128	06.02-	■
2.2 HDi (4HW (DW12TED4))		Diesel	FWD	2179	100	136	04.04-05.06	■
2.2 HDi (4HR (DW12BTED4))		Diesel	FWD	2179	120	163	06.06-	■
2.2 HDi (4HT (DW12BTED4))	01/08-	Diesel	FWD	2179	125	170	06.06-06.10	■
PARTNER (5_, G_) 03.97-07.08					Platform/Chassis (LCVs-N1 Segment)			
2.0 HDi		Diesel	FWD	1997	66	90	11.02-07.08	■
PARTNER / GRAND RAID / RANCH (5_, G_) 05.96-12.15					MPV (Compact MPV-M1 Segment)			
1.6 16V (NFU (TU5JP4))	vehicles with ESP	Gasolina	FWD	1587	80	109	07.01-03.08	■

LISTA DE APLICACIONES - BUYERS GUIDE

1.6 Flexfuel (NFU (TU5JP4))	vehicles with ESP	Gasol./Etanol	FWD	1587	80	109	09.00-10.02	■
1.6 HDi 75 (9HW (DV6BTED4))	vehicles with ESP	Diesel	FWD	1560	55	75	08.05-07.08	■
1.6 HDi 90 (9HX (DV6ATED4))	vehicles with ESP	Diesel	FWD	1560	66	90	08.05-12.15	■
1.6 HDi 92 (9HJ (DV6DTEDM))		Diesel	FWD	1560	68	92	11.09-12.10	■
1.6 HDi 92 (9HP (DV6DTED))		Diesel	FWD	1560	68	92	11.09-12.10	■
1.9 D (WJY (DW8B))		Diesel	FWD	1868	51	69	01.99-07.08	■
1.9 D (WJZ (DW8))		Diesel	FWD	1868	51	69	01.99-07.08	■
2.0 HDi (RHY (DW10TD))	vehicles with ESP	Diesel	FWD	1997	66	90	02.00-07.08	■
2.0 HDi 4x4 (RHY (DW10TD))	vehicles with ESP	Diesel	4WD	1997	66	90	04.04-08.05	■
PARTNER / RANCH (5_, G_) 06.96-12.15					Box Body/MPV (LCVs-N1 Segment)			
1.4	disc brak.rear axle	Gasolina	FWD	1360	48	65	10.05-12.10	■
1.4 CNG (KFW (TU3JP))	vehicles with ESP	Gasol./Gas (CNG)	FWD	1360	55	75	04.03-10.06	■
1.6 HDi 75 (9HW (DV6BTED4))	vehicles with ESP	Diesel	FWD	1560	55	75	08.05-07.08	■
1.6 HDi 75 (9HK (DV6ETEDM))	vehicles with ESP	Diesel	FWD	1560	55	75	08.05-07.08	■
1.6 HDi 90 (9HX (DV6ATED4))	vehicles with ESP	Diesel	FWD	1560	66	90	08.05-12.15	■
1.6 HDi 92 (9HJ (DV6DTEDM))	vehicles with ESP	Diesel	FWD	1560	68	92	11.09-12.10	■
1.6 HDi 92 (9HP (DV6DTED))	vehicles with ESP	Diesel	FWD	1560	68	92	11.09-12.10	■
1.9 D (WJY (DW8B))	disc brak.rear axle	Diesel	FWD	1868	51	69	06.96-12.15	■
1.9 D (WJZ (DW8))	disc brak.rear axle	Diesel	FWD	1868	51	69	06.96-12.15	■
2.0 HDi (RHY (DW10TD))	vehicles with ESP	Diesel	FWD	1997	66	90	04.00-07.08	■
2.0 HDi 4x4 (RHY (DW10TD))	vehicles with ESP	Diesel	4WD	1997	66	90	04.04-08.05	■
PARTNER II 01.09-					Platform/Chassis (LCVs-N1 Segment)			
1.6 HDi (9HT (DV6BTED4))		Diesel	FWD	1560	55	75	01.09-	■
1.6 HDi (9HF (DV6DTED))		Diesel	FWD	1560	66	90	03.13-	■
1.6 HDi 16V (9HS (DV6TED4BU))		Diesel	FWD	1560	66	90	01.09-	■
1.6 HDi 16V (9HX (DV6ATED4))		Diesel	FWD	1560	66	90	01.09-	■
1.6 BlueHdi 100 (BHY (DV6FD))		Diesel	FWD	1560	73	100	04.15-	■
PARTNER II / GRAND RAID / RANCH 04.08-					Box Body/MPV (LCVs-N1 Segment)			
1.2 THP (HNZ (EB2DT))		Gasolina	FWD	1199	81	110	02.16-	■
1.6 (NFR (TU5JP4B))		Gasolina	FWD	1587	66	90	04.08-	■
1.6 (NFU (TU5JP4))		Gasolina	FWD	1587	80	109	04.08-	■
1.6 (5FK (EP6CB))		Gasolina	FWD	1598	72	98	11.10-	■
1.6 (5FS (EP6C))		Gasolina	FWD	1598	88	120	04.10-	■
Électrique		Eléctrico	FWD		49	67	06.13-	■
1.6 HDi (9HT (DV6BTED4))		Diesel	FWD	1560	55	75	04.08-	■
1.6 HDi (9HT (DV6BUTED4))		Diesel	FWD	1560	55	75	04.08-	■
1.6 HDi (9HW (DV6BTED4))		Diesel	FWD	1560	55	75	04.08-	■
1.6 HDi / BlueHdi 75 (9HK (DV6ETEDM))		Diesel	FWD	1560	55	75	07.11-	■
1.6 HDi / BlueHdi 75 (9HN (DV6ETED))		Diesel	FWD	1560	55	75	07.11-	■
1.6 HDi / BlueHdi 75 (BHW (DV6FE))		Diesel	FWD	1560	55	75	07.11-	■
1.6 HDi (9HF (DV6DTED))		Diesel	FWD	1560	66	90	12.11-	■
1.6 HDi 16V (9HS (DV6TED4BU))		Diesel	FWD	1560	66	90	04.08-	■
1.6 HDi 16V (9HX (DV6AUTED4))		Diesel	FWD	1560	66	90	04.08-	■
1.6 HDi 16V 4x4 (9HS (DV6TED4BU))		Diesel	4WD	1560	66	90	04.12-	■
1.6 HDi 16V 4x4 (9HX (DV6ATED4))		Diesel	4WD	1560	66	90	04.12-	■
1.6 HDi 16V 4x4 (9HX (DV6AUTED4))		Diesel	4WD	1560	66	90	04.12-	■
1.6 HDi		Diesel	FWD	1560	67	91	09.09-	■
1.6 HDi 16V (9HX (DV6ATED4))		Diesel	FWD	1560	68	92	04.10-	■
1.6 HDi 90 (9HJ (DV6DTEDM))		Diesel	FWD	1560	68	92	04.10-	■

LISTA DE APLICACIONES - BUYERS GUIDE

1.6 HDi 90 (9HP (DV6DTED))		Diesel	FWD	1560	68	92	04.10-	■
1.6 BlueHDi 100 (BHY (DV6FD))		Diesel	FWD	1560	73	100	04.15-	■
1.6 HDi (9HZ (DV6TED4))		Diesel	FWD	1560	80	109	04.08-	■
1.6 HDi (9HL (DV6C))		Diesel	FWD	1560	82	111	08.10-	■
1.6 HDi (9HL (DV6C))		Diesel	FWD	1560	84	114	03.13-	■
1.6 BlueHDi 120 (BHZ (DV6FC))		Diesel	FWD	1560	88	120	04.15-	■
PARTNER II ORIGIN (G_) 07.08-12.15					Box Body/MPV (LCVs-N1 Segment)			
1.4 (KFW (TU3JP))		Gasolina	FWD	1360	55	75	08.08-12.15	■
1.6 (NFU (TU5JP4))	disc brak.rear axle	Gasolina	FWD	1587	81	110	09.11-12.15	■
Electric (MD200175)		Eléctrico	FWD		42	57	01.11-12.12	■
1.6 HDi 75 (9HW (DV6BTED4))	disc brak.rear axle	Diesel	FWD	1560	55	75	08.08-12.15	■
1.6 HDi 90 (9HX (DV6ATED4))		Diesel	FWD	1560	66	90	08.08-12.15	■
1.9 D (WJY (DW8B))	disc brak.rear axle	Diesel	FWD	1868	51	69	08.08-12.15	■
PARTNER II ORIGIN (G_) 07.08-12.13					MPV (Compact MPV-M1 Segment)			
1.4 (KFW (TU3JP))		Gasolina	FWD	1360	55	75	07.08-12.13	■
1.6 16V (NFU (TU5JP4))	disc brak.rear axle	Gasolina	FWD	1587	81	110	09.11-12.13	■
1.6 HDi 75 (9HW (DV6BTED4))	disc brak.rear axle	Diesel	FWD	1560	55	75	08.08-12.13	■
1.6 HDi 90 (9HX (DV6ATED4))	disc brak.rear axle	Diesel	FWD	1560	66	90	09.11-12.13	■
1.9 D (WJY (DW8B))	disc brak.rear axle	Diesel	FWD	1868	51	69	08.08-12.13	■
PARTNER II Tepee / GRAND RAID / RANCH 04.08-					MPV (Compact MPV-M1 Segment)			
1.2 THP (HNV (EB2DTM))		Gasolina	FWD	1199	81	110	02.16-	■
1.2 THP (HNZ (EB2DT))		Gasolina	FWD	1199	81	110	02.16-	■
1.6 VTi (NFR (TU5JP4B))		Gasolina	FWD	1587	66	90	04.08-	■
1.6		Gasolina	FWD	1587	78	106	04.08-	■
1.6 VTi (NFU (TU5JP4))		Gasolina	FWD	1587	80	109	04.08-	■
1.6 VTi (5FK (EP6CB))		Gasolina	FWD	1598	72	98	08.10-	■
1.6 VTi (5FS (EP6C))		Gasolina	FWD	1598	88	120	09.09-04.16	■
Électrique (Y4F1)		Eléctrico	FWD		49	67	06.13-	■
1.6 HDi		Diesel	FWD	1560	55	75	04.08-	■
1.6 HDi / BlueHDi 75 (9HK (DV6ETEDM))		Diesel	FWD	1560	55	75	06.08-12.18	■
1.6 HDi / BlueHDi 75 (9HN (DV6ETED))		Diesel	FWD	1560	55	75	06.08-12.18	■
1.6 HDi / BlueHDi 75 (BHW (DV6FE))		Diesel	FWD	1560	55	75	06.08-12.18	■
1.6 HDi 75 (16V) (9HT (DV6BTED4))		Diesel	FWD	1560	55	75	06.08-	■
1.6 HDi (9HF (DV6DTED))		Diesel	FWD	1560	66	90	03.13-	■
1.6 HDi 16V (9HV (DV6TED4B))		Diesel	FWD	1560	66	90	04.08-	■
1.6 HDi 16V (9HV (DV6TED4BU))		Diesel	FWD	1560	66	90	04.08-	■
1.6 HDi 16V		Diesel	FWD	1560	68	92	04.10-	■
1.6 HDi 90 (9HJ (DV6DTEDM))		Diesel	FWD	1560	68	92	04.10-	■
1.6 HDi 90 (9HP (DV6DTED))		Diesel	FWD	1560	68	92	04.10-	■
1.6 BlueHDi 100 (BHY (DV6FD))		Diesel	FWD	1560	73	100	12.14-	■
1.6 BlueHDi 100 4x4 (BHY (DV6FD))		Diesel	4WD	1560	73	100	04.15-	■
1.6 HDi (9HZ (DV6TED4))		Diesel	FWD	1560	80	109	04.08-	■
1.6 HDi (9HL (DV6C))		Diesel	FWD	1560	82	112	08.10-	■
1.6 HDi (9HL (DV6C))		Diesel	FWD	1560	84	114	03.13-	■
1.6 BlueHDi 120 (BHZ (DV6FC))		Diesel	FWD	1560	88	120	12.14-	■
PEUGEOT (DF-PSA)								
2008 II (U_P24) 05.20-					Closed Off-Road Vehicle (Compact SUV-J Segment)			
230 THP		Gasolina	FWD	1199	100	136	05.20-	■
EV		Eléctrico	FWD		120	163	05.20-	■

LISTA DE APLICACIONES - BUYERS GUIDE

307 08.04-12.14					Saloon (Compact car-C Segment)			
2.0 (PSA RFN 10LH47)		Gasolina	FWD	1997	99	135	08.04-12.06	■
2.0		Gasolina	FWD	1997	108	145	08.04-	■
R AUTO								
ER6 08.20-					Saloon ()			
70D electric (TX204XS1152)	not elec.brak.detent	Eléctrico	FWD		135	184	08.20-	■
RENAULT								
GRAND SCÉNIC IV (R9_) 09.16-					MPV (Compact MPV-M1 Segment)			
1.3 TCe 115 (R9N9) (H5H 450)	not elec.brak.detent	Gasolina	FWD	1332	85	115	01.18-03.23	■
1.3 TCe 115 (R9N9) (H5H 470)	not elec.brak.detent	Gasolina	FWD	1332	85	115	01.18-03.23	■
1.3 TCe 140 (R9NB) (H5H 450)	not elec.brak.detent	Gasolina	FWD	1332	103	140	01.18-03.23	■
1.3 TCe 140 (R9NB) (H5H 470)	not elec.brak.detent	Gasolina	FWD	1332	103	140	01.18-03.23	■
1.3 TCe 160 (R9NC) (H5H 470)	not elec.brak.detent	Gasolina	FWD	1332	117	159	09.18-03.23	■
1.3 TCe 160 (H5H 450)	not elec.brak.detent	Gasolina	FWD	1332	120	163	01.18-03.23	■
1.7 Blue dCi 120 (R9A7, R9A8) (R9N 400)	not elec.brak.detent	Diesel	FWD	1749	88	120	08.18-03.23	■
1.7 Blue dCi 120 (R9A7, R9A8) (R9N 401)	not elec.brak.detent	Diesel	FWD	1749	88	120	08.18-03.23	■
1.7 Blue dCi 150 (R9A7, R9A8) (R9N 401)	not elec.brak.detent	Diesel	FWD	1749	110	150	08.18-03.23	■
MEGANE IV 10.16-					Saloon (Compact car-C Segment)			
1.5 Blue dCi 95 (LVA2) (K9K 872)	not elec.brak.detent	Diesel	FWD	1461	70	95	02.19-	■
1.5 Blue dCi 115 (LVA6) (K9K 872)	not elec.brak.detent	Diesel	FWD	1461	85	115	02.19-	■
1.5 Blue dCi 115 (LVA6) (K9K 873)	not elec.brak.detent	Diesel	FWD	1461	85	115	02.19-	■
MEGANE III (DZ0/1_) 11.08-					Coupe (Compact car-C Segment)			
1.4 TCe (DZ0F, DZ1V) (H4J 700)	not elec.brak.detent	Gasolina	FWD	1397	96	131	04.09-08.15	■
1.6 16V (DZ0H) (K4M 848)	not elec.brak.detent	Gasolina	FWD	1598	74	101	11.08-08.15	■
1.6 16V (DZ0U, DZ1B, DZ1H) (K4M 858)	not elec.brak.detent	Gasolina	FWD	1598	81	110	11.08-08.15	■
2.0 CVT (DZ0G, DZ1E) (M4R 711)	not elec.brak.detent	Gasolina	FWD	1997	103	140	05.09-08.15	■
2.0 TCe (DZ0K) (F4R 870)	not elec.brak.detent	Gasolina	FWD	1998	132	180	11.08-08.15	■
2.0 TCe (DZ1N) (F4R 874)	not elec.brak.detent	Gasolina	FWD	1998	184	250	05.09-08.15	■
1.6 16V Bifuel (DZ03, DZ1Y) (K4M 866)	not elec.brak.detent	Gasol./G as (LPG)	FWD	1598	81	110	11.08-08.15	■
1.5 dCi (DZ0A) (K9K 830)	not elec.brak.detent	Diesel	FWD	1461	63	86	11.08-08.15	■
1.5 dCi (DZ0C, DZ1A) (K9K 834)	not elec.brak.detent	Diesel	FWD	1461	66	90	11.08-08.15	■
1.5 dCi (DZ0B) (K9K 832)	not elec.brak.detent	Diesel	FWD	1461	78	106	02.09-08.15	■
1.5 dCi (DZ09, DZ0D, DZ1F, DZ1G, DZ14, DZ29) (K9K 636)	not elec.brak.detent	Diesel	FWD	1461	81	110	02.09-08.15	■
1.5 dCi (DZ09, DZ0D, DZ1F, DZ1G, DZ14, DZ29) (K9K 836)	not elec.brak.detent	Diesel	FWD	1461	81	110	02.09-08.15	■
1.5 dCi (DZ09, DZ0D, DZ1F, DZ1G, DZ14, DZ29) (K9K 837)	not elec.brak.detent	Diesel	FWD	1461	81	110	02.09-08.15	■
1.5 dCi (DZ09, DZ0D, DZ1F, DZ1G, DZ14, DZ29) (K9K 846)	not elec.brak.detent	Diesel	FWD	1461	81	110	02.09-08.15	■
1.9 dCi (DZ0N, DZ0J, DZ1J, DZ1K) (F9Q 870)	not elec.brak.detent	Diesel	FWD	1870	96	131	11.08-08.15	■
1.9 dCi (DZ0N, DZ0J, DZ1J, DZ1K) (F9Q 872)	not elec.brak.detent	Diesel	FWD	1870	96	131	11.08-08.15	■
2.0 dCi (DZ0Y) (M9R 615)	not elec.brak.detent	Diesel	FWD	1995	110	150	04.09-08.15	■
2.0 dCi (DZ0L) (M9R 610)	not elec.brak.detent	Diesel	FWD	1995	118	160	04.09-08.15	■
MEGANE III (BZ0/1_, B3_) 11.08-					Hatchback (Compact car-C Segment)			
1.4 TCe (BZ0F, BZ1V) (H4J 700)	not elec.brak.detent	Gasolina	FWD	1397	96	131	04.09-08.15	■
1.6 16V (BZ0H) (K4M 848)	not elec.brak.detent	Gasolina	FWD	1598	74	101	11.08-08.15	■
1.6 16V (BZ0H, BZ1R) (K4M 848)	not elec.brak.detent	Gasolina	FWD	1598	78	106	01.10-08.15	■
1.6 16V (BZ1B, BZ1H) (K4M 858)	not elec.brak.detent	Gasolina	FWD	1598	81	110	11.08-03.17	■
1.6 16V (K4M 858)	not elec.brak.detent	Gasolina	FWD	1598	82	111	11.08-01.16	■

LISTA DE APLICACIONES - BUYERS GUIDE

1.6 16V (K4M 866)	not elec.brak.detent	Gasolina	FWD	1598	82	111	11.08-01.16	■
2.0 TCe (BZ0K) (F4R 870)	not elec.brak.detent	Gasolina	FWD	1998	132	180	11.08-08.15	■
1.6 16V BiFuel (BZ1U, BZ0U) (K4M 858)	not elec.brak.detent	Gasol./G as (LPG)	FWD	1598	81	110	05.09-08.15	■
1.6 16V Hi-Flex (BZ03) (K4M 858)	not elec.brak.detent	Gasol./Et anol	FWD	1598	81	110	11.08-08.15	■
1.6 16V Hi-Flex (BZ03) (K4M 866)	not elec.brak.detent	Gasol./Et anol	FWD	1598	81	110	11.08-08.15	■
1.5 dCi (K9K 830)	not elec.brak.detent	Diesel	FWD	1461	63	86	11.08-08.15	■
1.5 dCi (BZ0C) (K9K 834)	not elec.brak.detent	Diesel	FWD	1461	66	90	11.08-08.15	■
1.5 dCi (K9K 832)	not elec.brak.detent	Diesel	FWD	1461	78	106	02.09-01.16	■
1.5 dCi (BZ09, BZ0D, BZ1W, BZ29, BZ14) (K9K 636)	not elec.brak.detent	Diesel	FWD	1461	81	110	02.09-12.15	■
1.5 dCi (BZ09, BZ0D, BZ1W, BZ29, BZ14) (K9K 836)	not elec.brak.detent	Diesel	FWD	1461	81	110	02.09-12.15	■
1.5 dCi (BZ09, BZ0D, BZ1W, BZ29, BZ14) (K9K 837)	not elec.brak.detent	Diesel	FWD	1461	81	110	02.09-12.15	■
1.5 dCi (BZ09, BZ0D, BZ1W, BZ29, BZ14) (K9K 846)	not elec.brak.detent	Diesel	FWD	1461	81	110	02.09-12.15	■
1.5 DCi (BZ29)	not elec.brak.detent	Diesel	FWD	1461	81	110	02.09-08.15	■
1.9 dCi (BZ0N, BZ0J) (F9Q 870)	not elec.brak.detent	Diesel	FWD	1870	96	131	11.08-01.16	■
1.9 dCi (BZ0N, BZ0J) (F9Q 872)	not elec.brak.detent	Diesel	FWD	1870	96	131	11.08-01.16	■
2.0 dCi (BZ0Y) (M9R 615)	not elec.brak.detent	Diesel	FWD	1995	110	150	10.10-08.15	■
2.0 dCi (BZ0L) (M9R 610)	not elec.brak.detent	Diesel	FWD	1995	118	160	04.09-08.15	■
MEGANE III Grandtour (KZ0/1) 11.08-					Estate (Compact car-C Segment)			
1.4 TCe (KZ0F, KZ1V) (H4J 700)	not elec.brak.detent	Gasolina	FWD	1397	96	130	05.09-08.15	■
1.6 16V (KZ0H) (K4M 848)	not elec.brak.detent	Gasolina	FWD	1598	74	101	05.09-08.15	■
1.6 16V (KZ0U, KZ1B, KZ1U) (K4M 858)	not elec.brak.detent	Gasolina	FWD	1598	81	110	05.09-08.15	■
1.6 16V (KZ0U, KZ1B, KZ1U) (K4M 866)	not elec.brak.detent	Gasolina	FWD	1598	81	110	05.09-08.15	■
2.0 CVT (KZ0G, KZ1P) (M4R 711)	not elec.brak.detent	Gasolina	FWD	1997	103	140	05.09-08.15	■
2.0 CVT (KZ0G, KZ1P) (M4R 713)	not elec.brak.detent	Gasolina	FWD	1997	103	140	05.09-08.15	■
2.0 TCe (KZ0K, KZ1T) (F4R 870)	not elec.brak.detent	Gasolina	FWD	1998	132	180	11.08-08.15	■
2.0 TCe (KZ0K, KZ1T) (F4R 872)	not elec.brak.detent	Gasolina	FWD	1998	132	180	11.08-08.15	■
1.6 BiFuel (KZ03) (K4M 866)	not elec.brak.detent	Gasol./G as (LPG)	FWD	1598	81	110	11.08-08.15	■
1.5 dCi (K9K 830)	not elec.brak.detent	Diesel	FWD	1461	63	86	03.09-08.15	■
1.5 dCi (KZ0C, KZ1A) (K9K 834)	not elec.brak.detent	Diesel	FWD	1461	66	90	05.09-08.15	■
1.5 dCi (KZ1M, KZ1W, KZ0R) (K9K 832)	not elec.brak.detent	Diesel	FWD	1461	78	106	02.09-08.15	■
1.5 dCi (KZ1M, KZ1W, KZ0R) (K9K 836)	not elec.brak.detent	Diesel	FWD	1461	78	106	02.09-08.15	■
1.5 dCi (KZ1M, KZ1W, KZ0R) (K9K 846)	not elec.brak.detent	Diesel	FWD	1461	78	106	02.09-08.15	■
1.5 dCi (KZ09, KZ0D, KZ1G, KZ29, KZ14, KZ1W, KZ10, KZ1F,... (K9K 636)	not elec.brak.detent	Diesel	FWD	1461	81	110	02.09-08.15	■
1.5 dCi (KZ09, KZ0D, KZ1G, KZ29, KZ14, KZ1W, KZ10, KZ1F,... (K9K 836)	not elec.brak.detent	Diesel	FWD	1461	81	110	02.09-08.15	■
1.5 dCi (KZ09, KZ0D, KZ1G, KZ29, KZ14, KZ1W, KZ10, KZ1F,... (K9K 837)	not elec.brak.detent	Diesel	FWD	1461	81	110	02.09-08.15	■
1.5 dCi (KZ09, KZ0D, KZ1G, KZ29, KZ14, KZ1W, KZ10, KZ1F,... (K9K 846)	not elec.brak.detent	Diesel	FWD	1461	81	110	02.09-08.15	■
1.9 dCi (KZ0J, KZ0N, KZ1S) (F9Q 870)	not elec.brak.detent	Diesel	FWD	1870	96	131	05.09-08.15	■
1.9 dCi (KZ0J, KZ0N, KZ1S) (F9Q 872)	not elec.brak.detent	Diesel	FWD	1870	96	131	05.09-08.15	■
2.0 dCi (KZ0Y) (M9R 615)	not elec.brak.detent	Diesel	FWD	1995	110	150	10.10-08.15	■
2.0 dCi (KZ0L) (M9R 610)	not elec.brak.detent	Diesel	FWD	1995	118	160	04.09-08.15	■
MEGANE III Hatchback Van (BZ_) 11.08-08.15					Hatchback Van (Compact car-C Segment)			
1.5 dCi (BZ0C, BZ1A) (K9K 834)	not elec.brak.detent	Diesel	FWD	1461	66	90	11.08-08.15	■
1.5 dCi (BZ0D, BZ1G, BZ1F, BZ1M, BZ1W, BZ0R, BZ10) (K9K 836)	not elec.brak.detent	Diesel	FWD	1461	81	110	02.09-08.15	■
1.5 dCi (BZ0D, BZ1G, BZ1F, BZ1M, BZ1W, BZ0R, BZ10) (K9K 846)	not elec.brak.detent	Diesel	FWD	1461	81	110	02.09-08.15	■

LISTA DE APLICACIONES - BUYERS GUIDE

MEGANE III CC (EZ0/1_) 06.10-					Convertible (Compact car-C Segment)			
1.5 dCi (EZ09, EZ1G, EZ0D, EZ14) (K9K 837)	not elec.brak.detent	Diesel	FWD	1461	81	110	06.10-08.15	■
MEGANE III Combi Van (KZ0/1) 01.09-08.15					Estate Van (Compact car-C Segment)			
1.5 dCi (K9K 830)	not elec.brak.detent	Diesel	FWD	1461	63	86	03.10-08.15	■
1.5 dCi (KZ1A) (K9K 834)	not elec.brak.detent	Diesel	FWD	1461	66	90	03.10-08.15	■
1.5 dCi (K9K 832)	not elec.brak.detent	Diesel	FWD	1461	78	106	03.10-08.15	■
1.5 dCi (K9K 836)	not elec.brak.detent	Diesel	FWD	1461	81	110	01.09-08.15	■
1.5 dCi (K9K 837)	not elec.brak.detent	Diesel	FWD	1461	81	110	01.09-08.15	■
MEGANE IV (B9A/M/N_) 11.15-					Hatchback (Compact car-C Segment)			
1.3 TCe 100 (B9N8) (H5H 470)	not elec.brak.detent	Gasolina	FWD	1332	75	102	08.18-	■
1.3 TCe 160 (B9NC) (H5H 470)	not elec.brak.detent	Gasolina	FWD	1332	117	159	11.18-	■
1.5 Blue dCi 95 (B9A2, B9A6) (K9K 872)	not elec.brak.detent	Diesel	FWD	1461	70	95	08.18-	■
1.5 Blue dCi 115 (B9A6) (K9K 872)	not elec.brak.detent	Diesel	FWD	1461	85	116	08.18-	■
1.5 Blue dCi 115 (B9A6) (K9K 873)	not elec.brak.detent	Diesel	FWD	1461	85	116	08.18-	■
1.8 Blue dCi 150 (B9A7) (R9N 401)	not elec.brak.detent	Diesel	FWD	1749	110	150	02.19-	■
MEGANE IV Grandtour (K9A/M/N_) 04.16-					Estate (Compact car-C Segment)			
1.3 TCe 100 (K9N8) (H5H 470)	not elec.brak.detent	Gasolina	FWD	1332	75	100	08.18-	■
1.5 Blue dCi 95 (K9A2) (K9K 872)	not elec.brak.detent	Diesel	FWD	1461	70	95	08.18-	■
1.5 Blue dCi 115 (K9A6) (K9K 872)	not elec.brak.detent	Diesel	FWD	1461	85	116	08.18-	■
1.5 Blue dCi 115 (K9A6) (K9K 873)	not elec.brak.detent	Diesel	FWD	1461	85	116	08.18-	■
1.8 Blue dCi 150 (K9A7) (R9N 401)	not elec.brak.detent	Diesel	FWD	1749	110	150	02.19-	■
SCÉNIC IV (J9_) 09.16-					MPV (Compact MPV-M1 Segment)			
1.3 TCe 115 (J9N9) (H5H 450)	not elec.brak.detent	Gasolina	FWD	1332	85	115	01.18-07.22	■
1.3 TCe 115 (J9N9) (H5H 470)	not elec.brak.detent	Gasolina	FWD	1332	85	115	01.18-07.22	■
1.3 TCe 140 (H5H 450)	not elec.brak.detent	Gasolina	FWD	1332	103	140	01.18-07.22	■
1.3 TCe 140 (H5H 470)	not elec.brak.detent	Gasolina	FWD	1332	103	140	01.18-07.22	■
1.3 TCe 160 (J9NC) (H5H 470)	not elec.brak.detent	Gasolina	FWD	1332	117	159	09.18-07.22	■
1.3 TCe 160 (H5H 450)	not elec.brak.detent	Gasolina	FWD	1332	120	163	01.18-07.22	■
1.7 Blue dCi 120 (J9A7, J9A8) (R9N 400)	not elec.brak.detent	Diesel	FWD	1749	88	120	08.18-07.22	■
1.7 Blue dCi 120 (J9A7, J9A8) (R9N 401)	not elec.brak.detent	Diesel	FWD	1749	88	120	08.18-07.22	■
1.7 Blue dCi 150 (J9A7, J9A8) (R9N 400)	not elec.brak.detent	Diesel	FWD	1749	110	150	08.18-07.22	■
1.7 Blue dCi 150 (J9A7, J9A8) (R9N 401)	not elec.brak.detent	Diesel	FWD	1749	110	150	08.18-07.22	■
ROEWE (SAIC)								
350 (350) 04.10-					Saloon (Compact car-C Segment)			
1.5		Gasolina	FWD	1498	80	109	04.10-12.18	■
1.5 T		Gasolina	FWD	1498	95	129	02.13-	■
360 09.15-					Saloon (Compact car-C Segment)			
20 T 1.4	C009	Gasolina	FWD	1399	115	156	09.15-	■
1.5	C009	Gasolina	FWD	1498	80	109	09.15-	■
360 PLUS 11.17-					Saloon (Compact car-C Segment)			
20t		Gasolina	FWD	1399	115	156	11.17-	■
1.5	C009	Gasolina	FWD	1498	85	116	11.17-	■
ei6 PLUS 07.19-					Saloon ()			
50T Plus-in Hybrid (15E4E)	not elec.brak.detent	Gasol./el éc.	FWD	1490	124	169	07.19-	■
i5 10.18-					Saloon (Compact car-C Segment)			
1.5	not elec.brak.detent	Gasolina	FWD	1498	888	120	10.18-	■

LISTA DE APLICACIONES - BUYERS GUIDE

i6 PLUS 03.19-					Saloon ()			
1.6 (16S4C)	not elec.brak.detent	Gasolina	FWD	1598	92	125	03.19-	■
RX5 04.16-					SUV (Compact SUV-J Segment)			
1.5 T (15E4E)		Gasolina	FWD	1490	124	169	04.16-	■
RX5 MAX 08.19-					SUV (Compact SUV-J Segment)			
300TGI (15C4E)		Gasolina	FWD	1490	127	173	08.19-	■
400TGI (20L4E)		Gasolina	FWD	1995	170	231	08.19-	■
400TGI AWD (20L4E)		Gasolina	4WD	1995	170	231	08.19-	■
500PHEV (15E4E)		Gasol./el éc.	FWD	1490	124	169	11.19-	■
SAMSUNG								
SM3 II (L38) 04.09-					Saloon (Compact car-C Segment)			
Z.E.		Gasolina	FWD		70	95	12.13-	■
SEAT								
ALHAMBRA (7V8, 7V9) 03.96-03.10					Box Body/MPV (Large MPV-M1 Segment)			
2.0		Gasolina	FWD	1984	85	116	03.96-03.10	■
TDI	Rim 15, PR ML1, PR MF7, PR M3L, PR D3	Diesel	FWD	1896	66	90	03.96-03.10	■
TDI		Diesel	FWD	1896	81	110	09.97-02.02	■
1.9 TDI 4motion		Diesel	4WD	1896	85	116	06.02-05.08	■
TDI		Diesel	FWD	1896	85	116	06.00-03.10	■
1.9 TDI		Diesel	FWD	1896	96	131	11.02-11.08	■
ALHAMBRA (7V8, 7V9) 04.96-03.10					MPV (Large MPV-M1 Segment)			
1.8 T 20V (AJH)	-12/00, Rim 15, PR ML1, PR MF7, PR M3L, PR D3	Gasolina	FWD	1781	110	150	10.97-03.10	■
1.8 T 20V (AWC)	-12/00, Rim 15, PR ML1, PR MF7, PR M3L, PR D3	Gasolina	FWD	1781	110	150	10.97-03.10	■
2.0 i (ADY)	-12/00	Gasolina	FWD	1984	85	115	04.96-03.10	■
2.0 i (ATM)	-12/00	Gasolina	FWD	1984	85	115	04.96-03.10	■
1.9 TDI (1Z)	-12/00, Rim 15, PR ML1, PR MF7, PR M3L, PR D3	Diesel	FWD	1896	66	90	04.96-03.10	■
1.9 TDI (AHU)	-12/00, Rim 15, PR ML1, PR MF7, PR M3L, PR D3	Diesel	FWD	1896	66	90	04.96-03.10	■
1.9 TDI (ANU)	-12/00, Rim 15, PR ML1, PR MF7, PR M3L, PR D3	Diesel	FWD	1896	66	90	04.96-03.10	■
1.9 TDI (AFN)		Diesel	FWD	1896	81	110	08.96-06.00	■
1.9 TDI (AVG)		Diesel	FWD	1896	81	110	08.96-06.00	■
ALTEA (5P1) 03.04-					MPV (Compact MPV-M1 Segment)			
1.2 TSI (CBZB)	PR 1KD, PR 1KQ	Gasolina	FWD	1197	77	105	04.10-07.15	■
1.4 16V (BXW)	PR 1KD, PR 1KQ	Gasolina	FWD	1390	63	86	05.06-05.11	■
1.4 16V (CGGB)	PR 1KD, PR 1KQ	Gasolina	FWD	1390	63	86	05.06-05.11	■
1.4 TSI (CAXC)	PR 1KD, PR 1KQ	Gasolina	FWD	1390	92	125	11.07-07.15	■
1.6 (BGU)	PR 1KD, PR 1KQ	Gasolina	FWD	1595	75	102	03.04-03.10	■
1.6 (BSE)	PR 1KD, PR 1KQ	Gasolina	FWD	1595	75	102	03.04-03.10	■
1.6 (BSF)	PR 1KD, PR 1KQ	Gasolina	FWD	1595	75	102	03.04-03.10	■
1.6 (CCSA)	PR 1KD, PR 1KQ	Gasolina	FWD	1595	75	102	03.04-03.10	■
1.8 TFSI (BYT)	PR 1KD, PR 1KQ	Gasolina	FWD	1798	118	160	01.07-07.15	■
1.8 TFSI (BZB)	PR 1KD, PR 1KQ	Gasolina	FWD	1798	118	160	01.07-07.15	■
1.8 TFSI (CDAA)	PR 1KD, PR 1KQ	Gasolina	FWD	1798	118	160	01.07-07.15	■
2.0 FSI (BLR)	PR 1KD, PR 1KQ	Gasolina	FWD	1984	110	150	05.04-03.09	■
2.0 FSI (BLY)	PR 1KD, PR 1KQ	Gasolina	FWD	1984	110	150	05.04-03.09	■
2.0 FSI (BVY)	PR 1KD, PR 1KQ	Gasolina	FWD	1984	110	150	05.04-03.09	■

LISTA DE APLICACIONES - BUYERS GUIDE

2.0 FSI (BVZ)	PR 1KD, PR 1KQ	Gasolina	FWD	1984	110	150	05.04-03.09	■
2.0 TFSI (BWA)		Gasolina	FWD	1984	147	200	04.06-05.09	■
1.6 LPG (CHGA)	PR 1KD, PR 1KQ	Gasol./Gas (LPG)	FWD	1595	75	102	09.09-06.13	■
1.6 MultiFuel (CMXA)	PR 1KD, PR 1KQ	Gasol./Etanol	FWD	1595	75	102	11.10-05.11	■
1.6 TDI (CAYB)	PR 1KD, PR 1KQ	Diesel	FWD	1598	66	90	11.10-07.15	■
1.6 TDI (CAYC)	PR 1KD, PR 1KQ	Diesel	FWD	1598	77	105	10.09-07.15	■
1.9 TDI (BXF)	PR 1KD, PR 1KQ	Diesel	FWD	1896	66	90	08.09-12.10	■
1.9 TDI (BJB)	PR 1KD, PR 1KQ	Diesel	FWD	1896	77	105	04.04-12.10	■
1.9 TDI (BKC)	PR 1KD, PR 1KQ	Diesel	FWD	1896	77	105	04.04-12.10	■
1.9 TDI (BLS)	PR 1KD, PR 1KQ	Diesel	FWD	1896	77	105	04.04-12.10	■
1.9 TDI (BXE)	PR 1KD, PR 1KQ	Diesel	FWD	1896	77	105	04.04-12.10	■
2.0 TDI (AZV)	discØ 255, PR 1KQ, PR 1KD discØ 256, PR 1KF	Diesel	FWD	1968	100	136	03.04-05.09	■
2.0 TDI (BMM)	PR 1KD, PR 1KQ	Diesel	FWD	1968	103	140	11.05-11.10	■
2.0 TDI 16V (BKD)	PR 1KD, PR 1KQ	Diesel	FWD	1968	103	140	03.04-07.15	■
2.0 TDI 16V (CFHC)	PR 1KD, PR 1KQ	Diesel	FWD	1968	103	140	03.04-07.15	■
2.0 TDI 16V 4WD (CFHC)	PR 1KD, PR 1KQ	Diesel	4WD	1968	103	140	10.10-	■
2.0 TDI (BMN)	discØ 255, PR 1KD	Diesel	FWD	1968	125	170	03.06-05.10	■
2.0 TDI (CEGA)	discØ 255, PR 1KD	Diesel	FWD	1968	125	170	03.06-05.10	■
ALTEA XL (5P5, 5P8) 10.06-					MPV (Compact MPV-M1 Segment)			
1.2 TSI (CBZB)	PR 1KD	Gasolina	FWD	1197	77	105	04.10-07.15	■
1.4 16V (BXW)	discØ 256, PR 1KF, discØ 255, PR 1KD	Gasolina	FWD	1390	63	86	10.06-06.13	■
1.4 16V (CGGB)	discØ 256, PR 1KF, discØ 255, PR 1KD	Gasolina	FWD	1390	63	86	10.06-06.13	■
1.4 TSI (CAXC)	PR 1KD	Gasolina	FWD	1390	92	125	11.07-07.15	■
1.6 (BGU)	PR 1KD	Gasolina	FWD	1595	75	102	10.06-11.10	■
1.6 (BSE)	PR 1KD	Gasolina	FWD	1595	75	102	10.06-11.10	■
1.6 (BSF)	PR 1KD	Gasolina	FWD	1595	75	102	10.06-11.10	■
1.6 (CCSA)	PR 1KD	Gasolina	FWD	1595	75	102	10.06-11.10	■
1.8 TFSI (BYT)	PR 1KD	Gasolina	FWD	1798	118	160	01.07-07.15	■
1.8 TFSI (BZB)	PR 1KD	Gasolina	FWD	1798	118	160	01.07-07.15	■
1.8 TFSI (CDAA)	PR 1KD	Gasolina	FWD	1798	118	160	01.07-07.15	■
2.0 FSI (BVY)	PR 1KD	Gasolina	FWD	1984	110	150	10.06-03.09	■
2.0 FSI (BVZ)	PR 1KD	Gasolina	FWD	1984	110	150	10.06-03.09	■
2.0 TFSI (BWA)	PR 1KD, PR 1KQ, discØ 255 PR 1KJ, PR 1KZ, discØ 286 PR 1KF, discØ 256	Gasolina	FWD	1984	147	200	10.06-05.09	■
2.0 TFSI 4x4 (BWA)	discØ 255, PR 1KQ, PR 1KD discØ 256, PR 1KF	Gasolina	4WD	1984	147	200	06.07-05.09	■
2.0 TFSI	discØ 256, PR 1KF, discØ 255, PR 1KD	Gasolina	FWD	1984	155	211	05.09-07.15	■
2.0 TFSI 4x4 (CCZB)	discØ 256, PR 1KF, discØ 255, PR 1KD	Gasolina	4WD	1984	155	211	05.09-07.15	■
1.6 LPG (CHGA)	PR 1KD	Gasol./Gas (LPG)	FWD	1595	75	102	09.09-06.13	■
1.6 MultiFuel (BSE)	discØ 256, PR 1KF, discØ 255, PR 1KD	Gasol./Etanol	FWD	1595	75	102	10.06-11.10	■
1.6 MultiFuel (BSF)	discØ 256, PR 1KF, discØ 255, PR 1KD	Gasol./Etanol	FWD	1595	75	102	10.06-11.10	■
1.6 MultiFuel (CCSA)	discØ 256, PR 1KF, discØ 255, PR 1KD	Gasol./Etanol	FWD	1595	75	102	10.06-11.10	■
1.6 MultiFuel (CMXA)	discØ 256, PR 1KF, discØ 255, PR 1KD	Gasol./Etanol	FWD	1595	75	102	10.06-11.10	■
1.6 TDI (CAYB)	PR 1KD	Diesel	FWD	1598	66	90	11.10-07.15	■
1.6 TDI (CAYC)	PR 1KD	Diesel	FWD	1598	77	105	10.09-07.15	■
1.9 TDI (BXF)	PR 1KD	Diesel	FWD	1896	66	90	08.09-12.10	■

LISTA DE APLICACIONES - BUYERS GUIDE

1.9 TDI (BKC)	PR 1KD	Diesel	FWD	1896	77	105	10.06-12.10	■
1.9 TDI (BLS)	PR 1KD	Diesel	FWD	1896	77	105	10.06-12.10	■
1.9 TDI (BXE)	PR 1KD	Diesel	FWD	1896	77	105	10.06-12.10	■
1.9 TDI 4x4 (BLS)	PR 1KD, PR 1KQ	Diesel	4WD	1896	77	105	06.09-12.10	■
2.0 TDI (AZV)	discØ 256, PR 1KF, discØ 255, PR 1KD	Diesel	FWD	1968	100	136	11.06-03.09	■
2.0 TDI (BMM)	PR 1KD	Diesel	FWD	1968	103	140	10.06-11.10	■
2.0 TDI 16V (BKD)	PR 1KD	Diesel	FWD	1968	103	140	10.06-07.15	■
2.0 TDI 16V (CFHC)	PR 1KD	Diesel	FWD	1968	103	140	10.06-07.15	■
2.0 TDI 16V 4x4 (CFHC)	PR 1KD, PR 1KQ	Diesel	4WD	1968	103	140	10.10-07.15	■
2.0 TDI 4x4 (BMM)	discØ 256, PR 1KF, discØ 255, PR 1KD	Diesel	4WD	1968	103	140	06.07-11.10	■
2.0 TDI (BMN)	PR 1KD, PR 1KQ	Diesel	FWD	1968	125	170	06.07-12.13	■
2.0 TDI (CEGA)	PR 1KD, PR 1KQ	Diesel	FWD	1968	125	170	06.07-12.13	■
2.0 TDI 4x4 (BMN)	discØ 255, PR 1KD, discØ 256, PR 1KF	Diesel	4WD	1968	125	170	06.07-06.13	■
2.0 TDI 4x4 (CEGA)	discØ 255, PR 1KD, discØ 256, PR 1KF	Diesel	4WD	1968	125	170	06.07-06.13	■
2.0 TDI 4x4 (CFJA)	discØ 255, PR 1KD, discØ 256, PR 1KF	Diesel	4WD	1968	125	170	06.07-06.13	■
ARONA (KJ7, KJP) 07.17-					SUV (Compact Crossover CUV-C Segment)			
1.0 TSI (CHZL)	discØ 230, PR 1KD, PR 1KV, disc brak.rear axle	Gasolina	FWD	999	70	95	07.17-	■
1.0 TSI (DKLA)	discØ 230, PR 1KD, PR 1KV, disc brak.rear axle	Gasolina	FWD	999	70	95	07.17-	■
1.0 TSI (DLAA)	discØ 230, PR 1KD, PR 1KV, disc brak.rear axle	Gasolina	FWD	999	81	110	06.20-	■
1.0 TSI (CHZJ)	discØ 230, PR 1KD, PR 1KV, disc brak.rear axle	Gasolina	FWD	999	85	115	07.17-	■
1.0 TSI (DKJA)	discØ 230, PR 1KD, PR 1KV, disc brak.rear axle	Gasolina	FWD	999	85	115	07.17-	■
1.0 TSI (DKRF)	discØ 230, PR 1KD, PR 1KV, disc brak.rear axle	Gasolina	FWD	999	85	115	07.17-	■
1.5 TSI (DADA)	discØ 230, PR 1KD, PR 1KV, disc brak.rear axle	Gasolina	FWD	1498	110	150	07.17-	■
1.5 TSI (DPCA)	discØ 230, PR 1KD, PR 1KV, disc brak.rear axle	Gasolina	FWD	1498	110	150	07.17-	■
1.6 SRE (CWVA)	discØ 230, PR 1KD, PR 1KV, disc brak.rear axle	Gasolina	FWD	1598	81	110	07.17-	■
1.0 TGI (DBYA)	discØ 230, PR 1KD, PR 1KV, disc brak.rear axle	Gasol./Gas (CNG)	FWD	999	66	90	11.18-	■
1.6 TDI (DGTD)	discØ 230, PR 1KD, PR 1KV, disc brak.rear axle	Diesel	FWD	1598	70	95	11.17-	■
1.6 TDI (DGTA)	discØ 230, PR 1KD, PR 1KV, disc brak.rear axle	Diesel	FWD	1598	85	115	07.17-	■
AROSA (6H1) 05.97-06.04					Hatchback (City car-A Segment)			
1.4 16V (AFK)	PR 1KE, PR 1KK, PR 1KJ	Gasolina	FWD	1390	74	100	01.00-06.04	■
1.4 16V (AQQ)	PR 1KE, PR 1KK, PR 1KJ	Gasolina	FWD	1390	74	100	01.00-06.04	■
1.4 16V (AUB)	PR 1KE, PR 1KK, PR 1KJ	Gasolina	FWD	1390	74	100	01.00-06.04	■
CORDOBA (6K1, 6K2) 02.93-12.02					Saloon (Supermini car-B Segment)			
1.8 T 20V Cupra (AQX)	disc brak.rear axle	Gasolina	FWD	1781	115	156	07.00-10.02	■
1.8 T 20V Cupra (AYP)	disc brak.rear axle	Gasolina	FWD	1781	115	156	07.00-10.02	■
2.0 i 16V (ABF)		Gasolina	FWD	1984	110	150	08.96-06.99	■
1.9 TDI (AFN)	PR 1KD, PR 1KS	Diesel	FWD	1896	81	110	03.97-10.02	■
1.9 TDI (ASV)	PR 1KD, PR 1KS	Diesel	FWD	1896	81	110	03.97-10.02	■
CORDOBA II (6K5) 08.00-12.02					Estate Van (Supermini car-B Segment)			
1.9 TDI	PR 1KD, PR 1KS	Diesel	FWD	1896	81	110	08.00-12.02	■

LISTA DE APLICACIONES - BUYERS GUIDE

CORDOBA III (6L2) 09.02-11.09						Saloon (Supermini car-B Segment)			
1.2 (AZQ)	disc brak.rear axle, PR 1KK, PR 1KT	Gasolina	FWD	1198	47	64	10.02-06.06	■	
1.2 (BME)	disc brak.rear axle, PR 1KK, PR 1KT	Gasolina	FWD	1198	47	64	10.02-06.06	■	
1.2 12V (BXV)	disc brak.rear axle, PR 1KK, PR 1KT	Gasolina	FWD	1198	51	70	05.06-11.09	■	
1.4 16V (BBY)	disc brak.rear axle, PR 1KK, PR 1KT	Gasolina	FWD	1390	55	75	09.02-12.07	■	
1.4 16V (BKY)	disc brak.rear axle, PR 1KK, PR 1KT	Gasolina	FWD	1390	55	75	09.02-12.07	■	
1.4 16V (BXW)	PR 1KD, PR 1KS, disc brak.rear axle, PR 1KK, PR 1KT	Gasolina	FWD	1390	63	86	05.06-11.09	■	
1.4 16V (BBZ)	PR 1KD, PR 1KS, disc brak.rear axle, PR 1KK, PR 1KT	Gasolina	FWD	1390	74	100	10.02-11.09	■	
1.6 (BAH)	PR 1KD, PR 1KS, disc brak.rear axle, PR 1KK, PR 1KT	Gasolina	FWD	1598	74	101	04.03-11.09	■	
1.6 16V (BTS)	PR 1KD, PR 1KS, disc brak.rear axle, PR 1KK, PR 1KT	Gasolina	FWD	1598	77	105	11.06-11.09	■	
2.0 (AZL)	PR 1KD, PR 1KS, disc brak.rear axle, PR 1KK, PR 1KT	Gasolina	FWD	1984	85	115	09.02-11.09	■	
2.0 (BBX)	PR 1KD, PR 1KS, disc brak.rear axle, PR 1KK, PR 1KT	Gasolina	FWD	1984	85	115	09.02-11.09	■	
1.4 TDI (BNM)	PR 1KD, PR 1KS, disc brak.rear axle, PR 1KK, PR 1KT	Diesel	FWD	1422	51	70	05.05-11.09	■	
1.4 TDI (AMF)	PR 1KD, PR 1KS	Diesel	FWD	1422	55	75	10.02-12.05	■	
1.4 TDI (BMS)	PR 1KD, PR 1KS, disc brak.rear axle, PR 1KK, PR 1KT	Diesel	FWD	1422	59	80	06.05-11.09	■	
1.4 TDI (BNV)	PR 1KD, PR 1KS, disc brak.rear axle, PR 1KK, PR 1KT	Diesel	FWD	1422	59	80	06.05-11.09	■	
1.9 SDI (ASY)	PR 1KD, PR 1KS, disc brak.rear axle, PR 1KK, PR 1KT	Diesel	FWD	1896	47	64	09.02-11.09	■	
1.9 TDI (ATD)	PR 1KD, PR 1KS, disc brak.rear axle, PR 1KK, PR 1KT	Diesel	FWD	1896	74	100	09.02-11.09	■	
1.9 TDI (AXR)	PR 1KD, PR 1KS, disc brak.rear axle, PR 1KK, PR 1KT	Diesel	FWD	1896	74	100	09.02-11.09	■	
1.9 TDI (BMT)	PR 1KD, PR 1KS, disc brak.rear axle, PR 1KK, PR 1KT	Diesel	FWD	1896	74	100	09.02-11.09	■	
1.9 TDI (ASZ)	PR 1KD, PR 1KS, disc brak.rear axle, PR 1KK, PR 1KT	Diesel	FWD	1896	96	131	10.02-11.09	■	
1.9 TDI (BLT)	PR 1KD, PR 1KS, disc brak.rear axle, PR 1KK, PR 1KT	Diesel	FWD	1896	96	131	10.02-11.09	■	
CORDOBA Vario (6K5) 07.96-12.02						Estate (Supermini car-B Segment)			
1.6 i (1F)	disc brak.rear axle, PR 1KK	Gasolina	FWD	1595	55	75	05.97-06.99	■	
1.6 i (ABU)	disc brak.rear axle, PR 1KK	Gasolina	FWD	1598	55	75	09.96-12.02	■	
1.6 i (AEE)	disc brak.rear axle, PR 1KK	Gasolina	FWD	1598	55	75	09.96-12.02	■	
1.6 i (ALM)	disc brak.rear axle, PR 1KK	Gasolina	FWD	1598	55	75	09.96-12.02	■	
1.9 SDI (AGP)	disc brak.rear axle, PR 1KK, PR 1KE, PR 1KQ	Diesel	FWD	1896	50	68	06.99-12.02	■	
1.9 SDI (AQM)	disc brak.rear axle, PR 1KK, PR 1KE, PR 1KQ	Diesel	FWD	1896	50	68	06.99-12.02	■	
1.9 TDI (AFN)	PR 1KD, PR 1KE, PR 1KQ, PR 1KS	Diesel	FWD	1896	81	110	07.97-12.02	■	
1.9 TDI (ASV)	PR 1KD, PR 1KE, PR 1KQ, PR 1KS	Diesel	FWD	1896	81	110	07.97-12.02	■	

LISTA DE APLICACIONES - BUYERS GUIDE

IBIZA II (6K1) 03.93-05.02					Hatchback (Supermini car-B Segment)			
1.8 T 20V Cupra (AQX)	PR 1KK	Gasolina	FWD	1781	115	156	07.00-02.02	■
1.8 T 20V Cupra (AYP)	PR 1KK	Gasolina	FWD	1781	115	156	07.00-02.02	
1.8 T 20V Cupra R (AYP)	PR 1KK	Gasolina	FWD	1781	132	180	07.00-02.02	
IBIZA III (6L1) 02.02-11.09					Hatchback (Supermini car-B Segment)			
1.4 16V (BBY)	disc brak.rear axle, PR 1KK, PR 1KT	Gasolina	FWD	1390	55	75	02.02-12.07	■
1.4 16V (BKY)	disc brak.rear axle, PR 1KK, PR 1KT	Gasolina	FWD	1390	55	75	02.02-12.07	
1.4 16V (BXW)	disc brak.rear axle, PR 1KK, PR 1KT	Gasolina	FWD	1390	63	86	05.06-11.09	
1.4 16V (AUB)	disc brak.rear axle, PR 1KS, PR 9U0, PR 1KD, PR 1KK, PR 1KT	Gasolina	FWD	1390	74	100	02.02-11.09	■
1.4 16V (BBZ)	disc brak.rear axle, PR 1KS, PR 9U0, PR 1KD, PR 1KK, PR 1KT	Gasolina	FWD	1390	74	100	02.02-11.09	
1.6 (BAH)	disc brak.rear axle, PR 1KS, PR 9U0, PR 1KD, PR 1KK, PR 1KT	Gasolina	FWD	1598	74	101	02.03-11.09	
1.6 16V (BTS)	disc brak.rear axle, PR 1KS, PR 9U0, PR 1KD, PR 1KK, PR 1KT	Gasolina	FWD	1598	77	105	11.06-11.09	■
1.8 T FR (BJX)	PR 1KK, PR 1KT	Gasolina	FWD	1781	110	150	12.03-05.08	
1.8 T FR (BKV)	PR 1KK, PR 1KT	Gasolina	FWD	1781	110	150	12.03-05.08	
1.8 T Cupra R (BBU)	PR 1KK, PR 1KT	Gasolina	FWD	1781	132	180	01.04-02.08	■
1.8 T Cupra R (BLZ)	PR 1KK, PR 1KT	Gasolina	FWD	1781	132	180	01.04-02.08	
2.0 (AZL)	PR 1KD, PR 1KS, PR 9U0, PR 1KK, PR 1KT	Gasolina	FWD	1984	85	116	04.02-11.09	
2.0 (BBX)	PR 1KD, PR 1KS, PR 9U0, PR 1KK, PR 1KT	Gasolina	FWD	1984	85	116	04.02-11.09	■
1.4 TDI (BNM)	disc brak.rear axle, PR 1KK, PR 1KT	Diesel	FWD	1422	51	70	05.05-11.09	
1.4 TDI (AMF)	disc brak.rear axle, PR 1KK, PR 1KT	Diesel	FWD	1422	55	75	05.02-12.05	
1.4 TDI (BMS)	disc brak.rear axle, PR 1KK, PR 1KT	Diesel	FWD	1422	59	80	06.05-11.09	■
1.4 TDI (BNV)	disc brak.rear axle, PR 1KK, PR 1KT	Diesel	FWD	1422	59	80	06.05-11.09	
1.9 SDI (ASY)	disc brak.rear axle, PR 1KK, PR 1KT	Diesel	FWD	1896	47	64	02.02-12.05	
1.9 TDI (ATD)	PR 1KD, PR 1KS, PR 1KK, disc brak.rear axle, PR 1KT	Diesel	FWD	1896	74	100	02.02-11.09	■
1.9 TDI (AXR)	PR 1KD, PR 1KS, PR 1KK, disc brak.rear axle, PR 1KT	Diesel	FWD	1896	74	100	02.02-11.09	
1.9 TDI (BMT)	PR 1KD, PR 1KS, PR 1KK, disc brak.rear axle, PR 1KT	Diesel	FWD	1896	74	100	02.02-11.09	
1.9 TDI (ASZ)	PR 1KD, PR 1KS, PR 1KK, PR 1KT	Diesel	FWD	1896	96	131	02.02-11.09	■
1.9 TDI (BLT)	PR 1KD, PR 1KS, PR 1KK, PR 1KT	Diesel	FWD	1896	96	131	02.02-11.09	
1.9 TDI Cupra R (BPX)	PR 1KK, PR 1KT	Diesel	FWD	1896	118	160	03.04-02.08	
1.9 TDI Cupra R (BUK)	PR 1KK, PR 1KT	Diesel	FWD	1896	118	160	03.04-02.08	■
IBIZA IV (6J1) 04.08-					Hatchback Van (Supermini car-B Segment)			
1.2 (CGPA)	vehicles with ESP	Gasolina	FWD	1198	51	69	04.08-05.15	■
1.2 TDI (CFWA)	vehicles with ESP	Diesel	FWD	1199	55	75	05.10-05.15	
1.6 TDI (CAYB)		Diesel	FWD	1598	66	90	05.09-05.15	
IBIZA IV (6J5, 6P1) 03.08-					Hatchback (Supermini car-B Segment)			
1.0 (CHYB)		Gasolina	FWD	999	55	75	05.15-06.17	■
1.0 TSI (CHZB)		Gasolina	FWD	999	70	95	05.15-06.17	
1.0 TSI (CHZC)		Gasolina	FWD	999	81	110	05.15-06.17	

LISTA DE APLICACIONES - BUYERS GUIDE

1.2 TSI (CBZA)	vehicles with ESP	Gasolina	FWD	1197	63	86	08.12-05.15	■
1.2 TSI (CJZC)		Gasolina	FWD	1197	66	90	05.15-06.17	■
1.2 TSI (CBZB)	vehicles with ESP	Gasolina	FWD	1197	77	105	09.10-03.12	■
1.2 TSI (CJZD)		Gasolina	FWD	1197	81	110	09.15-06.17	■
1.2 (CGPB)	vehicles with ESP	Gasolina	FWD	1198	44	60	07.09-05.11	■
1.2 (BZG)	vehicles with ESP	Gasolina	FWD	1198	51	70	03.08-05.15	■
1.2 (CGPA)	vehicles with ESP	Gasolina	FWD	1198	51	70	03.08-05.15	■
1.2 (CJLB)	vehicles with ESP	Gasolina	FWD	1198	51	70	03.08-05.15	■
1.4 (BXW)	vehicles with ESP	Gasolina	FWD	1390	63	85	03.08-05.15	■
1.4 (CGGB)	vehicles with ESP	Gasolina	FWD	1390	63	85	03.08-05.15	■
1.4 TSI (CAVF)		Gasolina	FWD	1390	110	150	06.09-05.15	■
1.4 TSI (CNUB)		Gasolina	FWD	1390	110	150	06.09-05.15	■
1.4 TSI (CTHF)		Gasolina	FWD	1390	110	150	06.09-05.15	■
1.4 TSI (CTJB)		Gasolina	FWD	1390	110	150	06.09-05.15	■
1.4 TSI (CPTA)		Gasolina	FWD	1395	103	140	10.13-05.15	■
1.4 TSI (CZEA)		Gasolina	FWD	1395	110	150	11.15-06.17	■
1.6 (BTS)	vehicles with ESP	Gasolina	FWD	1598	77	105	05.08-03.12	■
1.6 (CWVA)		Gasolina	FWD	1598	81	110	07.15-06.17	■
2.0 (CEKA)		Gasolina	FWD	1984	85	115	10.08-05.15	■
1.2 LPG (BZG)	vehicles with ESP	Gasol./Gas (LPG)	FWD	1198	51	70	03.08-05.11	■
1.4 LPG (BXW)	vehicles with ESP	Gasol./Gas (LPG)	FWD	1390	63	85	03.08-05.11	■
1.6 LPG (CNKA)	vehicles with ESP	Gasol./Gas (LPG)	FWD	1598	60	81	05.11-05.15	■
1.4 TDI (CUSA)		Diesel	FWD	1422	55	75	05.15-06.17	■
1.4 TDI (BMS)	vehicles with ESP	Diesel	FWD	1422	59	80	07.08-06.10	■
1.4 TDI (CUSB)		Diesel	FWD	1422	66	90	05.15-06.17	■
1.4 TDI (CUTA)		Diesel	FWD	1422	77	105	05.15-06.17	■
1.4 TDI (CYZA)		Diesel	FWD	1422	77	105	05.15-06.17	■
1.6 TDI (CAYA)		Diesel	FWD	1598	55	75	05.09-06.10	■
1.6 TDI (CAYB)	vehicles with ESP	Diesel	FWD	1598	66	90	05.09-05.15	■
1.6 TDI (CAYC)		Diesel	FWD	1598	77	105	05.09-05.15	■
1.6 TDI (CLNA)		Diesel	FWD	1598	77	105	05.09-05.15	■
1.9 TDI (BXJ)	vehicles with ESP	Diesel	FWD	1896	66	90	07.08-06.10	■
1.9 TDI (BLS)		Diesel	FWD	1896	77	105	03.08-06.10	■
2.0 TDI (CFHD)		Diesel	FWD	1968	105	143	01.10-05.15	■
IBIZA IV SC (6J1, 6P5) 06.08-12.18					Coupe (Supermini car-B Segment)			
1.0 (CHYB)		Gasolina	FWD	999	55	75	05.15-12.16	■
1.0 TSI (CHZB)		Gasolina	FWD	999	70	95	05.15-12.16	■
1.0 TSI (CHZC)		Gasolina	FWD	999	81	110	05.15-12.16	■
1.2 TSI (CBZA)		Gasolina	FWD	1197	63	86	08.12-05.15	■
1.2 TSI (CJZC)		Gasolina	FWD	1197	66	90	05.15-12.16	■
1.2 TSI (CBZB)		Gasolina	FWD	1197	77	105	09.10-05.15	■
1.2 TSI (CJZD)		Gasolina	FWD	1197	81	110	09.15-12.16	■
1.2 (BZG)	vehicles with ESP	Gasolina	FWD	1198	51	70	07.08-05.15	■
1.2 (CGPA)	vehicles with ESP	Gasolina	FWD	1198	51	70	07.08-05.15	■
1.4 (BXW)	vehicles with ESP	Gasolina	FWD	1390	63	85	07.08-05.15	■
1.4 (CGGB)	vehicles with ESP	Gasolina	FWD	1390	63	85	07.08-05.15	■
1.4 TSI (CAVF)		Gasolina	FWD	1390	110	150	01.09-05.15	■
1.4 TSI (CNUB)		Gasolina	FWD	1390	110	150	01.09-05.15	■
1.4 TSI (CTHF)		Gasolina	FWD	1390	110	150	01.09-05.15	■
1.4 TSI (CTJB)		Gasolina	FWD	1390	110	150	01.09-05.15	■

LISTA DE APLICACIONES - BUYERS GUIDE

1.4 TSI Cupra (CAVE)		Gasolina	FWD	1390	132	180	06.09-05.15	■
1.4 TSI Cupra (CTHE)		Gasolina	FWD	1390	132	180	06.09-05.15	■
1.4 TSI Cupra (CTJC)		Gasolina	FWD	1390	132	180	06.09-05.15	■
1.4 TSI (CPTA)		Gasolina	FWD	1395	103	140	10.13-05.15	■
1.4 TSI (CZEA)		Gasolina	FWD	1395	110	150	11.15-12.16	■
1.6 (BTS)		Gasolina	FWD	1598	77	105	07.08-05.15	■
1.6 (CWVA)		Gasolina	FWD	1598	81	110	07.15-12.16	■
1.8 TSI Cupra (DAJA)		Gasolina	FWD	1798	141	192	11.15-12.16	■
2.0 (CEKA)		Gasolina	FWD	1984	85	115	10.08-05.15	■
1.4 LPG	vehicles with ESP	Gasol./Gas (LPG)	FWD	1390	63	85	07.08-05.11	■
1.6 LPG (CNKA)		Gasol./Gas (LPG)	FWD	1598	60	81	05.11-05.15	■
1.4 TDI (CUSA)		Diesel	FWD	1422	55	75	05.15-12.16	■
1.4 TDI (BMS)	vehicles with ESP	Diesel	FWD	1422	59	80	07.08-06.10	■
1.4 TDI (CUSB)		Diesel	FWD	1422	66	90	05.15-12.16	■
1.4 TDI (CUTA)		Diesel	FWD	1422	77	105	05.15-12.16	■
1.4 TDI (CYZA)		Diesel	FWD	1422	77	105	05.15-12.16	■
1.6 TDI (CAYA)		Diesel	FWD	1598	55	75	05.10-06.10	■
1.6 TDI (CAYB)		Diesel	FWD	1598	66	90	05.09-05.15	■
1.6 TDI (CAYC)		Diesel	FWD	1598	77	105	05.09-05.15	■
1.9 TDI (BXJ)		Diesel	FWD	1896	66	90	06.08-06.10	■
1.9 TDI (BLS)		Diesel	FWD	1896	77	105	07.08-06.10	■
2.0 TDI (CFHD)		Diesel	FWD	1968	105	143	01.10-05.15	■
IBIZA IV ST (6J8, 6P8) 03.10-						Estate (Supermini car-B Segment)		
1.0 (CHYB)		Gasolina	FWD	999	55	75	05.15-07.16	■
1.0 TSI (CHZB)		Gasolina	FWD	999	70	95	05.15-07.16	■
1.0 TSI (CHZC)		Gasolina	FWD	999	81	110	05.15-07.16	■
1.2 TSI (CBZA)	PR 1KK, PR 1KT, PR 1KV	Gasolina	FWD	1197	63	86	09.12-05.15	■
1.2 TSI (CJZC)		Gasolina	FWD	1197	66	90	05.15-07.16	■
1.2 TSI (CBZB)	PR 1KK, PR 1KT, PR 1KV	Gasolina	FWD	1197	77	105	09.10-05.15	■
1.2 TSI (CJZD)		Gasolina	FWD	1197	81	110	09.15-07.16	■
1.2 (BZG)	vehicles with ESP, PR 1KK, PR 1KT, PR 1KV	Gasolina	FWD	1198	51	70	05.10-05.15	■
1.2 (CGPA)	vehicles with ESP, PR 1KK, PR 1KT, PR 1KV	Gasolina	FWD	1198	51	70	05.10-05.15	■
1.2 (CJLB)	vehicles with ESP, PR 1KK, PR 1KT, PR 1KV	Gasolina	FWD	1198	51	70	05.10-05.15	■
1.4 (CGGB)	vehicles with ESP, PR 1KK, PR 1KT, PR 1KV	Gasolina	FWD	1390	63	85	03.10-05.15	■
1.4 TSI (CAVF)	PR 1KK, PR 1KT, PR 1KV	Gasolina	FWD	1390	110	150	02.12-05.15	■
1.4 TSI (CNUB)	PR 1KK, PR 1KT, PR 1KV	Gasolina	FWD	1390	110	150	02.12-05.15	■
1.4 TSI (CTHF)	PR 1KK, PR 1KT, PR 1KV	Gasolina	FWD	1390	110	150	02.12-05.15	■
1.4 TSI (CTJB)	PR 1KK, PR 1KT, PR 1KV	Gasolina	FWD	1390	110	150	02.12-05.15	■
1.4 TSI (CPTA)	PR 1KK, PR 1KT, PR 1KV	Gasolina	FWD	1395	103	140	10.13-05.15	■
1.4 TSI (CZEA)		Gasolina	FWD	1395	110	150	11.15-07.16	■
1.6 (BTS)		Gasolina	FWD	1598	77	105	02.12-05.15	■
1.4 TDI (CUSA)		Diesel	FWD	1422	55	75	05.15-07.16	■
1.4 TDI (CUSB)		Diesel	FWD	1422	66	90	05.15-07.16	■
1.4 TDI (CUTA)		Diesel	FWD	1422	77	105	05.15-07.16	■
1.4 TDI (CYZA)		Diesel	FWD	1422	77	105	05.15-07.16	■
1.6 TDI (CAYB)	PR 1KK, PR 1KT, PR 1KV	Diesel	FWD	1598	66	90	03.10-05.15	■
1.6 TDI (CAYC)	PR 1KK, PR 1KT, PR 1KV	Diesel	FWD	1598	77	105	03.10-05.15	■
1.6 TDI (CLNA)	PR 1KK, PR 1KT, PR 1KV	Diesel	FWD	1598	77	105	03.10-05.15	■

LISTA DE APLICACIONES - BUYERS GUIDE

IBIZA V (KJ1, KJG) 01.17-						Hatchback (Supermini car-B Segment)			
1.0 (CHYC)	discØ 230, PR 1KD, PR 1KV, disc brak.rear axle	Gasolina	FWD	999	48	65	07.17-		■
1.0 (DFNB)	discØ 230, PR 1KD, PR 1KV, disc brak.rear axle	Gasolina	FWD	999	48	65	07.17-		■
1.0 (CHYB)	discØ 230, PR 1KD, PR 1KV, disc brak.rear axle	Gasolina	FWD	999	55	75	01.17-		■
1.0 MPi (DFNA)	discØ 230, PR 1KD, PR 1KV, disc brak.rear axle	Gasolina	FWD	999	59	80	07.18-		■
1.0 MPi (DSGB)	discØ 230, PR 1KD, PR 1KV, disc brak.rear axle	Gasolina	FWD	999	59	80	07.18-		■
1.0 TSI (CHZL)	discØ 230, PR 1KD, PR 1KV, disc brak.rear axle	Gasolina	FWD	999	70	95	01.17-		■
1.0 TSI (DKLA)	discØ 230, PR 1KD, PR 1KV, disc brak.rear axle	Gasolina	FWD	999	70	95	01.17-		■
1.0 TSI (DLAA)	discØ 230, PR 1KD, PR 1KV	Gasolina	FWD	999	81	110	06.20-		■
1.0 TSI (CHZJ)	discØ 230, PR 1KD, PR 1KV, disc brak.rear axle	Gasolina	FWD	999	85	115	01.17-		■
1.0 TSI (DKJA)	discØ 230, PR 1KD, PR 1KV, disc brak.rear axle	Gasolina	FWD	999	85	115	01.17-		■
1.0 TSI (DKRF)	discØ 230, PR 1KD, PR 1KV, disc brak.rear axle	Gasolina	FWD	999	85	115	01.17-		■
1.5 TSI (DADA)	discØ 230, PR 1KD, PR 1KV, disc brak.rear axle	Gasolina	FWD	1498	110	150	07.17-		■
1.6 (CWVA)	discØ 230, PR 1KD, PR 1KV, disc brak.rear axle	Gasolina	FWD	1598	81	110	05.17-		■
1.0 TGI (DBYA)	discØ 230, PR 1KD, PR 1KV, disc brak.rear axle	Gasol./Gas (CNG)	FWD	999	66	90	11.17-		■
1.6 TDI (DGTC)	discØ 230, PR 1KD, PR 1KV, disc brak.rear axle	Diesel	FWD	1598	59	80	11.17-		■
1.6 TDI (DGTD)	discØ 230, PR 1KD, PR 1KV, disc brak.rear axle	Diesel	FWD	1598	70	95	09.17-		■
1.6 TDI (DGTA)	discØ 230, PR 1KD, PR 1KV, disc brak.rear axle	Diesel	FWD	1598	85	115	12.17-		■
LEON (1M1) 11.99-06.06						Hatchback (Compact car-C Segment)			
1.4 16V (AHW)	PR 1KP, PR 1KK	Gasolina	FWD	1390	55	75	11.99-06.06		■
1.4 16V (APE)	PR 1KP, PR 1KK	Gasolina	FWD	1390	55	75	11.99-06.06		■
1.4 16V (AXP)	PR 1KP, PR 1KK	Gasolina	FWD	1390	55	75	11.99-06.06		■
1.4 16V (BCA)	PR 1KP, PR 1KK	Gasolina	FWD	1390	55	75	11.99-06.06		■
1.6 (AEH)	PR 1KK, PR 1KP, PR 1KY, PR 2EE, PR 2EM	Gasolina	FWD	1595	74	100	11.99-06.06		■
1.6 (AKL)	PR 1KK, PR 1KP, PR 1KY, PR 2EE, PR 2EM	Gasolina	FWD	1595	74	100	11.99-06.06		■
1.6 (BFQ)	PR 1KK, PR 1KP, PR 1KY, PR 2EE, PR 2EM	Gasolina	FWD	1595	75	102	10.05-06.06		■
1.6 16V (AUS)	PR 1KP, PR 1KK	Gasolina	FWD	1598	77	105	09.00-06.06		■
1.6 16V (AZD)	PR 1KP, PR 1KK	Gasolina	FWD	1598	77	105	09.00-06.06		■
1.6 16V (BCB)	PR 1KP, PR 1KK	Gasolina	FWD	1598	77	105	09.00-06.06		■
1.8 20V (AGN)	PR 1KP, PR 1KK	Gasolina	FWD	1781	92	125	11.99-06.06		■
1.8 20V (APG)	PR 1KP, PR 1KK	Gasolina	FWD	1781	92	125	11.99-06.06		■
1.8 20VT (APP)	PR 1KP, PR 1KK	Gasolina	FWD	1781	132	180	11.99-06.06		■
1.8 20VT (AUQ)	PR 1KP, PR 1KK	Gasolina	FWD	1781	132	180	11.99-06.06		■
1.8 20V T 4 (AJQ)		Gasolina	4WD	1781	132	180	11.99-06.06		■
1.8 20V T 4 (ARY)		Gasolina	4WD	1781	132	180	11.99-06.06		■
1.8 T Cupra R (AMK)		Gasolina	FWD	1781	154	209	02.02-06.06		■
1.8 T Cupra R (BAM)		Gasolina	FWD	1781	165	225	07.03-06.06		■
2.8 (BDE)		Gasolina	FWD	2792	150	204	05.02-06.04		■
2.8 Cupra 4 (AUE)		Gasolina	4WD	2792	150	204	02.01-06.06		■
2.8 Cupra 4 (BDE)		Gasolina	4WD	2792	150	204	02.01-06.06		■
1.9 SDI (AQM)	PR 1KP, PR 1KK	Diesel	FWD	1896	50	68	11.99-06.06		■

LISTA DE APLICACIONES - BUYERS GUIDE

1.9 TDI (AGR)	PR 1KP, PR 1KK	Diesel	FWD	1896	66	90	11.99-06.06	■
1.9 TDI (ALH)	PR 1KP, PR 1KK	Diesel	FWD	1896	66	90	11.99-06.06	■
1.9 TDI (AXR)	PR 1KP, PR 1KK	Diesel	FWD	1896	74	100	10.05-06.06	■
1.9 TDI (AHF)	PR 1KP, PR 1KK	Diesel	FWD	1896	81	110	11.99-06.06	■
1.9 TDI (ASV)	PR 1KP, PR 1KK	Diesel	FWD	1896	81	110	11.99-06.06	■
1.9 TDI (ASZ)	PR 1KP, PR 1KK	Diesel	FWD	1896	96	130	05.03-06.06	■
1.9 TDI (ARL)	PR 1KP, PR 1KK	Diesel	FWD	1896	110	150	09.00-06.06	■
1.9 TDI Syncro (ARL)		Diesel	4WD	1896	110	150	05.02-06.06	■
LEON II (1P1) 05.05-12.13					Hatchback (Compact car-C Segment)			
1.2 TSI (CBZB)	PR 1KD	Gasolina	FWD	1197	77	105	02.10-12.12	■
1.4 16V (BXW)	PR 1KD	Gasolina	FWD	1390	63	86	06.06-12.12	■
1.4 16V (CGGB)	PR 1KD	Gasolina	FWD	1390	63	86	06.06-12.12	■
1.4 TSI (CAXC)	PR 1KD	Gasolina	FWD	1390	92	125	11.07-12.12	■
1.6 (BSE)	PR 1KD	Gasolina	FWD	1595	75	102	07.05-12.12	■
1.6 (BSF)	PR 1KD	Gasolina	FWD	1595	75	102	07.05-12.12	■
1.6 (CCSA)	PR 1KD	Gasolina	FWD	1595	75	102	07.05-12.12	■
1.8 TSI (BZB)	PR 1KD	Gasolina	FWD	1798	118	160	06.07-12.12	■
1.8 TSI (CDAA)	PR 1KD	Gasolina	FWD	1798	118	160	06.07-12.12	■
2.0 FSI (BLR)	PR 1KD	Gasolina	FWD	1984	110	150	07.05-05.10	■
2.0 FSI (BLY)	PR 1KD	Gasolina	FWD	1984	110	150	07.05-05.10	■
2.0 FSI (BVY)	PR 1KD	Gasolina	FWD	1984	110	150	07.05-05.10	■
2.0 FSI (BVZ)	PR 1KD	Gasolina	FWD	1984	110	150	07.05-05.10	■
2.0 TFSI (BWA1)	discØ 255, PR 1KD	Gasolina	FWD	1984	136	185	09.05-05.06	■
2.0 TFSI (BWA)	discØ 255, PR 1KD	Gasolina	FWD	1984	147	200	05.05-03.09	■
1.6 LPG (CHGA)	PR 1KD	Gasol./Gas (LPG)	FWD	1595	75	102	12.09-12.12	■
1.6 MultiFuel (BSE)	PR 1KD	Gasol./Etanol	FWD	1595	75	102	07.05-08.13	■
1.6 MultiFuel (CCSA)	PR 1KD	Gasol./Etanol	FWD	1595	75	102	07.05-08.13	■
1.6 MultiFuel (CMXA)	PR 1KD	Gasol./Etanol	FWD	1595	75	102	07.05-08.13	■
1.6 TDI (CAYB)	PR 1KD	Diesel	FWD	1598	66	90	11.10-12.12	■
1.6 TDI (CAYC)	PR 1KD	Diesel	FWD	1598	77	105	02.10-12.12	■
1.9 TDI (BXF)	PR 1KD	Diesel	FWD	1896	66	90	06.07-12.10	■
1.9 TDI (BKC)	PR 1KD	Diesel	FWD	1896	77	105	07.05-12.10	■
1.9 TDI (BLS)	PR 1KD	Diesel	FWD	1896	77	105	07.05-12.10	■
1.9 TDI (BXE)	PR 1KD	Diesel	FWD	1896	77	105	07.05-12.10	■
2.0 TDI (AZV)	PR 1KD	Diesel	FWD	1968	100	136	07.05-05.10	■
2.0 TDI (BMM)	PR 1KD	Diesel	FWD	1968	103	140	10.05-10.10	■
2.0 TDI 16V (BKD)	PR 1KD	Diesel	FWD	1968	103	140	07.05-12.12	■
2.0 TDI 16V (CFHC)	PR 1KD	Diesel	FWD	1968	103	140	07.05-12.12	■
2.0 TDI 16V (CLCB)	PR 1KD	Diesel	FWD	1968	103	140	07.05-12.12	■
2.0 TDI (BMN)	PR 1KD	Diesel	FWD	1968	125	170	05.06-12.12	■
2.0 TDI (CEGA)	PR 1KD	Diesel	FWD	1968	125	170	05.06-12.12	■
2.0 TDI (CFJA)	PR 1KD	Diesel	FWD	1968	125	170	05.06-12.12	■
LEON III (5F1) 09.12-					Hatchback Van (Compact car-C Segment)			
1.0 TSI (CHZD)	PR 1KD, discØ 253	Gasolina	FWD	999	85	115	05.15-08.20	■
1.2 TSI (CJZB)	PR 1KD, discØ 253	Gasolina	FWD	1197	63	86	01.13-08.18	■
1.2 TSI (CYVA)	PR 1KD, discØ 253	Gasolina	FWD	1197	63	86	01.13-08.18	■
1.2 TSI (CYVB)	PR 1KD, discØ 253	Gasolina	FWD	1197	81	110	04.14-08.18	■
1.4 TSI (CMBA)	discØ 253, discØ 255, PR 1KD	Gasolina	FWD	1395	90	122	09.12-10.16	■

LISTA DE APLICACIONES - BUYERS GUIDE

1.4 TSI (CXSA)	discØ 253, discØ 255, PR 1KD	Gasolina	FWD	1395	90	122	09.12-10.16	■
1.4 TSI (CHPA)	discØ 253, discØ 255, PR 1KD	Gasolina	FWD	1395	103	140	09.12-10.16	■
1.4 TSI (CPTA)	discØ 253, discØ 255, PR 1KD	Gasolina	FWD	1395	103	140	09.12-10.16	■
1.4 TSI (CZEA)	PR 1KD, discØ 253	Gasolina	FWD	1395	110	150	05.14-08.20	■
1.8 TFSI (CJSA)	discØ 255, PR 1KD	Gasolina	FWD	1798	132	180	02.13-08.18	■
1.6 TDI (CLHB)	PR 1KD, discØ 253	Diesel	FWD	1598	66	90	11.12-10.16	■
1.6 TDI (CLHA)	PR 1KD, discØ 253	Diesel	FWD	1598	77	105	09.12-10.16	■
1.6 TDI (CRKB)	PR 1KD, discØ 253	Diesel	FWD	1598	81	110	09.13-10.16	■
1.6 TDI (CXXB)	PR 1KD, discØ 253	Diesel	FWD	1598	81	110	09.13-10.16	■
1.6 TDI (DBKA)	PR 1KD, discØ 253	Diesel	FWD	1598	81	110	09.13-10.16	■
1.6 TDI (DDYA)	PR 1KD, discØ 253	Diesel	FWD	1598	85	115	11.16-08.20	■
2.0 TDI (CKFC)	discØ 253, discØ 255, PR 1KD	Diesel	FWD	1968	110	150	10.12-08.18	■
2.0 TDI (CRMB)	discØ 253, discØ 255, PR 1KD	Diesel	FWD	1968	110	150	10.12-08.18	■
2.0 TDI (CUNA)	discØ 255, PR 1KD	Diesel	FWD	1968	135	184	02.13-08.18	■
2.0 TDI (CUPA)	discØ 255, PR 1KD	Diesel	FWD	1968	135	184	02.13-08.18	■
LEON III (5F1) 09.12-					Hatchback (Compact car-C Segment)			
1.0 TSI (DKLB)	PR 1KD, discØ 253	Gasolina	FWD	999	63	86	09.18-08.20	■
1.0 TSI (CHZD)	PR 1KD, discØ 253	Gasolina	FWD	999	85	115	05.15-08.20	■
1.0 TSI (DKRF)	PR 1KD, discØ 253	Gasolina	FWD	999	85	115	05.15-08.20	■
1.2 TSI (CJZB)	PR 1KD, discØ 253	Gasolina	FWD	1197	63	86	12.12-08.18	■
1.2 TSI (CYVA)	PR 1KD, discØ 253	Gasolina	FWD	1197	63	86	12.12-08.18	■
1.2 TSI (CJZA)	PR 1KD, discØ 253	Gasolina	FWD	1197	77	105	01.13-08.20	■
1.2 TSI (CYVB)	PR 1KD, discØ 253	Gasolina	FWD	1197	81	110	04.14-08.20	■
1.4 TSI (CMBA)	discØ 253, discØ 255, PR 1KD	Gasolina	FWD	1395	90	122	11.12-10.16	■
1.4 TSI (CXSA)	discØ 253, discØ 255, PR 1KD	Gasolina	FWD	1395	90	122	11.12-10.16	■
1.4 TSI (CZCA)	PR 1KD, discØ 253	Gasolina	FWD	1395	92	125	05.14-08.20	■
1.4 TSI (CHPA)	discØ 253, discØ 255, PR 1KD	Gasolina	FWD	1395	103	140	09.12-08.20	■
1.4 TSI (CPTA)	discØ 253, discØ 255, PR 1KD	Gasolina	FWD	1395	103	140	09.12-08.20	■
1.4 TSI (CZDA)	PR 1KD, discØ 253	Gasolina	FWD	1395	110	150	05.14-08.20	■
1.4 TSI (CZEA)	PR 1KD, discØ 253	Gasolina	FWD	1395	110	150	05.14-08.20	■
1.5 TSI (DACA)	PR 1KD, discØ 253	Gasolina	FWD	1495	96	130	09.18-08.20	■
1.5 TSI (DPBA)	PR 1KD, discØ 253	Gasolina	FWD	1495	96	130	09.18-08.20	■
1.5 TSI (DADA)	PR 1KD, discØ 253	Gasolina	FWD	1498	110	150	09.18-08.20	■
1.5 TSI (DPCA)	PR 1KD, discØ 253	Gasolina	FWD	1498	110	150	09.18-08.20	■
1.8 TSI (CJSA)	discØ 255, PR 1KD	Gasolina	FWD	1798	132	180	02.13-08.18	■
2.0 TSI (DKZA)	PR 1KD	Gasolina	FWD	1984	140	190	09.18-08.20	■
1.4 TGI (CPWA)	PR 1KD, discØ 253	Gasol./Gas (CNG)	FWD	1395	81	110	02.13-08.18	■
1.5 TGI (DHFA)	PR 1KD, discØ 253	Gasol./Gas (CNG)	FWD	1498	96	131	10.18-08.20	■
1.6 TDI (CLHB)	PR 1KD, discØ 253	Diesel	FWD	1598	66	90	11.12-08.18	■
1.6 TDI (CXXA)	PR 1KD, discØ 253	Diesel	FWD	1598	66	90	11.12-08.18	■
1.6 TDI (DDYB)	PR 1KD, discØ 253	Diesel	FWD	1598	66	90	11.12-08.18	■
1.6 TDI (CLHA)	PR 1KD, discØ 253	Diesel	FWD	1598	77	105	09.12-08.20	■
1.6 TDI (CRKB)	PR 1KD, discØ 253	Diesel	FWD	1598	81	110	09.13-08.20	■
1.6 TDI (CXXB)	PR 1KD, discØ 253	Diesel	FWD	1598	81	110	09.13-08.20	■
1.6 TDI (DBKA)	PR 1KD, discØ 253	Diesel	FWD	1598	81	110	09.13-08.20	■
1.6 TDI (DDYA)	PR 1KD, discØ 253	Diesel	FWD	1598	85	115	11.16-08.20	■
1.6 TDI (DGTE)	PR 1KD, discØ 253	Diesel	FWD	1598	85	115	11.16-08.20	■
2.0 TDI (CRLD)	discØ 253, discØ 255, PR 1KD	Diesel	FWD	1968	81	110	05.13-08.20	■
2.0 TDI (CRVA)	discØ 253, discØ 255, PR 1KD	Diesel	FWD	1968	81	110	05.13-08.20	■

LISTA DE APLICACIONES - BUYERS GUIDE

2.0 TDI (CRVC)	discØ 253, discØ 255, PR 1KD	Diesel	FWD	1968	105	143	05.13-08.20	■
2.0 TDI (CKFC)	discØ 253, discØ 255, PR 1KD	Diesel	FWD	1968	110	150	10.12-08.20	■
2.0 TDI (CRMB)	discØ 253, discØ 255, PR 1KD	Diesel	FWD	1968	110	150	10.12-08.20	■
2.0 TDI (DFFA)	discØ 253, discØ 255, PR 1KD	Diesel	FWD	1968	110	150	10.12-08.20	■
2.0 TDI (CUNA)	discØ 255, PR 1KD	Diesel	FWD	1968	135	184	09.12-08.20	■
2.0 TDI (CUPA)	discØ 255, PR 1KD	Diesel	FWD	1968	135	184	09.12-08.20	■
2.0 TDI (DJGA)	discØ 255, PR 1KD	Diesel	FWD	1968	135	184	09.12-08.20	■
LEON III SC (5F5) 01.13-					Coupe (Compact car-C Segment)			
1.0 TSI (CHZD)	PR 1KD, discØ 253	Gasolina	FWD	999	85	115	05.15-08.18	■
1.2 TSI (CJZB)	PR 1KD, discØ 253	Gasolina	FWD	1197	63	86	01.13-08.18	■
1.2 TSI (CYVA)	PR 1KD, discØ 253	Gasolina	FWD	1197	63	86	01.13-08.18	■
1.2 TSI (CJZA)	PR 1KD, discØ 253	Gasolina	FWD	1197	77	105	02.13-04.14	■
1.2 TSI (CYVB)	PR 1KD, discØ 253	Gasolina	FWD	1197	81	110	05.14-08.18	■
1.4 TSI (CMBA)	PR 1KD, discØ 253	Gasolina	FWD	1395	90	122	02.13-06.15	■
1.4 TSI (CXSA)	PR 1KD, discØ 253	Gasolina	FWD	1395	90	122	02.13-06.15	■
1.4 TSI (CZCA)	PR 1KD, discØ 253	Gasolina	FWD	1395	92	125	05.14-08.18	■
1.4 TSI (CHPA)	PR 1KD, discØ 253	Gasolina	FWD	1395	103	140	02.13-11.16	■
1.4 TSI (CPTA)	PR 1KD, discØ 253	Gasolina	FWD	1395	103	140	02.13-11.16	■
1.4 TSI (CZEA)	PR 1KD, discØ 253	Gasolina	FWD	1395	110	150	05.14-08.18	■
1.8 TSI (CJSA)	PR 1KD	Gasolina	FWD	1798	132	180	02.13-08.18	■
1.6 TDI (CLHB)	PR 1KD, discØ 253	Diesel	FWD	1598	66	90	02.13-08.18	■
1.6 TDI (CXXA)	PR 1KD, discØ 253	Diesel	FWD	1598	66	90	02.13-08.18	■
1.6 TDI (DDYB)	PR 1KD, discØ 253	Diesel	FWD	1598	66	90	02.13-08.18	■
1.6 TDI (CLHA)	PR 1KD, discØ 253	Diesel	FWD	1598	77	105	02.13-08.18	■
1.6 TDI (CRKB)	PR 1KD, discØ 253	Diesel	FWD	1598	81	110	09.13-11.16	■
1.6 TDI (CXXB)	PR 1KD, discØ 253	Diesel	FWD	1598	81	110	09.13-11.16	■
1.6 TDI (DDYA)	PR 1KD, discØ 253	Diesel	FWD	1598	85	115	11.16-08.18	■
2.0 TDI (CRVA)	PR 1KD, discØ 253	Diesel	FWD	1968	81	110	02.13-08.18	■
2.0 TDI (CRVC)	PR 1KD, discØ 253	Diesel	FWD	1968	105	143	05.13-08.18	■
2.0 TDI (CKFC)	PR 1KD, discØ 253	Diesel	FWD	1968	110	150	02.13-08.18	■
2.0 TDI (CRMB)	PR 1KD, discØ 253	Diesel	FWD	1968	110	150	02.13-08.18	■
2.0 TDI (CUNA)	PR 1KD	Diesel	FWD	1968	135	184	03.13-08.18	■
2.0 TDI (CUPA)	PR 1KD	Diesel	FWD	1968	135	184	03.13-08.18	■
LEON III ST (5F8) 01.13-					Estate Van (Compact car-C Segment)			
1.0 TSI (CHZD)	PR 1KD, discØ 253	Gasolina	FWD	999	85	115	05.15-08.20	■
1.2 TSI (CJZB)	PR 1KD, discØ 253	Gasolina	FWD	1197	63	86	01.13-08.18	■
1.2 TSI (CYVA)	PR 1KD, discØ 253	Gasolina	FWD	1197	63	86	01.13-08.18	■
1.2 TSI (CYVB)	PR 1KD, discØ 253	Gasolina	FWD	1197	81	110	05.14-08.18	■
1.4 TSI (CZDA)	PR 1KD, discØ 253	Gasolina	FWD	1395	110	150	05.14-08.20	■
1.4 TSI (CZEA)	PR 1KD, discØ 253	Gasolina	FWD	1395	110	150	05.14-08.20	■
1.8 TFSI (CJSA)	PR 1KD	Gasolina	FWD	1798	132	180	10.13-08.18	■
1.6 TDI (CRKB)	PR 1KD, discØ 253	Diesel	FWD	1598	81	110	09.13-08.20	■
1.6 TDI (CXXB)	PR 1KD, discØ 253	Diesel	FWD	1598	81	110	09.13-08.20	■
1.6 TDI (DBKA)	PR 1KD, discØ 253	Diesel	FWD	1598	81	110	09.13-08.20	■
1.6 TDI (DDYA)	PR 1KD, discØ 253	Diesel	FWD	1598	85	115	11.16-08.20	■
2.0 TDI (CKFC)	PR 1KD, discØ 253	Diesel	FWD	1968	110	150	04.13-08.18	■
2.0 TDI (CRBC)	PR 1KD, discØ 253	Diesel	FWD	1968	110	150	04.13-08.18	■
2.0 TDI (CRLB)	PR 1KD, discØ 253	Diesel	FWD	1968	110	150	04.13-08.18	■
2.0 TDI (CRMB)	PR 1KD, discØ 253	Diesel	FWD	1968	110	150	04.13-08.18	■
2.0 TDI (CUNA)	PR 1KD	Diesel	FWD	1968	135	184	08.13-08.18	■

LISTA DE APLICACIONES - BUYERS GUIDE

2.0 TDI (CUPA)	PR 1KD	Diesel	FWD	1968	135	184	08.13-08.18	■
LEON III ST (5F8) 09.12-					Estate (Compact car-C Segment)			
1.0 TSI (DKLB)	PR 1KD, discØ 253	Gasolina	FWD	999	63	86	09.18-08.20	■
1.0 TSI (CHZD)	PR 1KD, discØ 253	Gasolina	FWD	999	85	115	05.15-08.20	■
1.0 TSI (DKRF)	PR 1KD, discØ 253	Gasolina	FWD	999	85	115	05.15-08.20	■
1.2 TSI (CJZB)	PR 1KD, discØ 253	Gasolina	FWD	1197	63	86	11.13-08.18	■
1.2 TSI (CYVA)	PR 1KD, discØ 253	Gasolina	FWD	1197	63	86	11.13-08.18	■
1.2 TSI (CJZA)	PR 1KD, discØ 253	Gasolina	FWD	1197	77	105	08.13-08.20	■
1.2 TSI (CYVB)	PR 1KD, discØ 253	Gasolina	FWD	1197	81	110	05.14-08.20	■
1.4 TSI (CMBA)	PR 1KD, discØ 253	Gasolina	FWD	1395	90	122	09.12-06.15	■
1.4 TSI (CXSA)	PR 1KD, discØ 253	Gasolina	FWD	1395	90	122	09.12-06.15	■
1.4 TSI (CZCA)	PR 1KD, discØ 253	Gasolina	FWD	1395	92	125	05.14-08.18	■
1.4 TSI (CHPA)	PR 1KD, discØ 253	Gasolina	FWD	1395	103	140	10.13-08.20	■
1.4 TSI (CPTA)	PR 1KD, discØ 253	Gasolina	FWD	1395	103	140	10.13-08.20	■
1.4 TSI (CZEA)	PR 1KD, discØ 253	Gasolina	FWD	1395	110	150	05.14-08.20	■
1.5 TSI (DACA)	PR 1KD, discØ 253	Gasolina	FWD	1495	96	130	09.18-08.20	■
1.5 TSI (DPBA)	PR 1KD, discØ 253	Gasolina	FWD	1495	96	130	09.18-08.20	■
1.5 TSI (DADA)	PR 1KD, discØ 253	Gasolina	FWD	1498	110	150	09.18-08.20	■
1.5 TSI (DPCA)	PR 1KD, discØ 253	Gasolina	FWD	1498	110	150	09.18-08.20	■
1.8 TSI (CJSA)	PR 1KD	Gasolina	FWD	1798	132	180	10.13-08.18	■
2.0 TSI (DKZA)	PR 1KD	Gasolina	FWD	1984	140	190	07.18-08.20	■
2.0 TSI 4Drive (DKZA)	PR 1KD	Gasolina	4WD	1984	140	190	09.18-08.20	■
2.0 Cupra (CJXH)	PR 1KD	Gasolina	FWD	1984	213	290	10.15-08.20	■
2.0 Cupra (DNUC)	PR 1KD	Gasolina	FWD	1984	213	290	10.15-08.20	■
1.4 TGI (CPWA)	PR 1KD, discØ 253	Gasol./Gas (CNG)	FWD	1395	81	110	10.13-08.18	■
1.5 TGI (DHFA)	PR 1KD, discØ 253	Gasol./Gas (CNG)	FWD	1498	96	131	10.18-08.20	■
1.6 TDI (CLHB)	PR 1KD, discØ 253	Diesel	FWD	1598	66	90	11.13-08.18	■
1.6 TDI (CXXA)	PR 1KD, discØ 253	Diesel	FWD	1598	66	90	11.13-08.18	■
1.6 TDI (DDYB)	PR 1KD, discØ 253	Diesel	FWD	1598	66	90	11.13-08.18	■
1.6 TDI (CLHA)	PR 1KD, discØ 253	Diesel	FWD	1598	77	105	10.13-08.20	■
1.6 TDI 4Drive (CLHA)	PR 1KD	Diesel	4WD	1598	77	105	04.14-08.20	■
1.6 TDI (CRKB)	PR 1KD, discØ 253	Diesel	FWD	1598	81	110	09.13-08.20	■
1.6 TDI (CXXB)	PR 1KD, discØ 253	Diesel	FWD	1598	81	110	09.13-08.20	■
1.6 TDI (DBKA)	PR 1KD, discØ 253	Diesel	FWD	1598	81	110	09.13-08.20	■
1.6 TDI 4Drive (CXXB)	PR 1KD	Diesel	4WD	1598	81	110	11.14-08.20	■
1.6 TDI (DDYA)	PR 1KD, discØ 253	Diesel	FWD	1598	85	115	11.16-08.20	■
1.6 TDI (DGTE)	PR 1KD, discØ 253	Diesel	FWD	1598	85	115	11.16-08.20	■
1.6 TDI 4Drive (DGTE)	PR 1KD	Diesel	4WD	1598	85	115	07.18-08.20	■
2.0 TDI (CRVA)	PR 1KD, discØ 253	Diesel	FWD	1968	81	110	02.13-12.16	■
2.0 TDI (CRVC)	PR 1KD, discØ 253	Diesel	FWD	1968	105	143	10.13-08.18	■
2.0 TDI (CKFC)	PR 1KD, discØ 253	Diesel	FWD	1968	110	150	10.13-08.20	■
2.0 TDI (CRBC)	PR 1KD, discØ 253	Diesel	FWD	1968	110	150	10.13-08.20	■
2.0 TDI (CRLB)	PR 1KD, discØ 253	Diesel	FWD	1968	110	150	10.13-08.20	■
2.0 TDI (CRMB)	PR 1KD, discØ 253	Diesel	FWD	1968	110	150	10.13-08.20	■
2.0 TDI (DFFA)	PR 1KD, discØ 253	Diesel	FWD	1968	110	150	10.13-08.20	■
2.0 TDI (DFGA)	PR 1KD, discØ 253	Diesel	FWD	1968	110	150	10.13-08.20	■
2.0 TDI (CUNA)	PR 1KD	Diesel	FWD	1968	135	184	08.13-08.20	■
2.0 TDI (CUPA)	PR 1KD	Diesel	FWD	1968	135	184	08.13-08.20	■
2.0 TDI (DJGA)	PR 1KD	Diesel	FWD	1968	135	184	08.13-08.20	■

LISTA DE APLICACIONES - BUYERS GUIDE

TOLEDO (1L2) 01.91-10.99					Hatchback (Compact car-C Segment)				
1.6 i (ABN)		Gasolina	FWD	1595	54	73	05.91-03.99		■
1.6 i (EZ)		Gasolina	FWD	1595	54	73	05.91-03.99		■
1.6 i (1F)	01/97-	Gasolina	FWD	1595	55	75	01.93-03.99		■
1.6 i (AFT)		Gasolina	FWD	1595	74	101	11.96-03.99		■
1.8 i (RP)	vehicles with ABS	Gasolina	FWD	1781	65	88	05.91-12.96		■
1.8 i (ABS)	vehicles with ABS	Gasolina	FWD	1781	66	90	11.93-12.96		■
1.8 i (ACC)	vehicles with ABS	Gasolina	FWD	1781	66	90	11.93-12.96		■
1.8 i (ADZ)	vehicles with ABS	Gasolina	FWD	1781	66	90	11.93-12.96		■
1.8 16V (PL)		Gasolina	FWD	1781	92	125	05.91-03.99		■
1.8 16V (KR)		Gasolina	FWD	1781	98	133	05.91-03.99		■
1.8 GT		Gasolina	FWD	1781	102	139	05.91-11.92		■
2.0 i (2E)	01/94-	Gasolina	FWD	1984	85	115	05.91-03.99		■
2.0 i (AGG)	01/94-	Gasolina	FWD	1984	85	115	05.91-03.99		■
2.0 i 16V (ABF)	01/94-	Gasolina	FWD	1984	110	150	11.93-03.99		■
1.9 D (1Y)	01/97-	Diesel	FWD	1896	47	64	12.95-03.99		■
1.9 D (1Y)	01/97-	Diesel	FWD	1896	50	68	05.91-03.99		■
1.9 TD (AAZ)		Diesel	FWD	1896	55	75	05.91-03.99		■
1.9 TDI (1Z)	vehicles with ABS	Diesel	FWD	1896	66	90	08.95-03.99		■
1.9 TDI (AHU)	vehicles with ABS	Diesel	FWD	1896	66	90	08.95-03.99		■
1.9 TDI (AFN)	01/97-	Diesel	FWD	1896	81	110	11.96-03.99		■
TOLEDO II (1M2) 10.98-05.06					Saloon (Compact car-C Segment)				
1.4 16V (AHW)	PR 1KP, PR 2EE, PR 1KK, PR 1KY	Gasolina	FWD	1390	55	75	01.00-05.02		■
1.4 16V (APE)	PR 1KP, PR 2EE, PR 1KK, PR 1KY	Gasolina	FWD	1390	55	75	01.00-05.02		■
1.4 16V (AXP)	PR 1KP, PR 2EE, PR 1KK, PR 1KY	Gasolina	FWD	1390	55	75	01.00-05.02		■
1.4 16V (BCA)	PR 1KP, PR 2EE, PR 1KK, PR 1KY	Gasolina	FWD	1390	55	75	01.00-05.02		■
1.6 (AEH)	PR 1KP, PR 2EE, PR 1KK, PR 1KY	Gasolina	FWD	1595	74	100	10.98-07.04		■
1.6 (AKL)	PR 1KP, PR 2EE, PR 1KK, PR 1KY	Gasolina	FWD	1595	74	100	10.98-07.04		■
1.6 16V (AUS)	PR 1KP, PR 2EE, PR 1KK, PR 1KY	Gasolina	FWD	1598	77	105	06.00-05.06		■
1.6 16V (AZD)	PR 1KP, PR 2EE, PR 1KK, PR 1KY	Gasolina	FWD	1598	77	105	06.00-05.06		■
1.6 16V (BCB)	PR 1KP, PR 2EE, PR 1KK, PR 1KY	Gasolina	FWD	1598	77	105	06.00-05.06		■
1.8 20V (AGN)	PR 1KP, PR 2EE, PR 1KK, PR 1KY	Gasolina	FWD	1781	92	125	10.98-07.04		■
1.8 20V (APG)	PR 1KP, PR 2EE, PR 1KK, PR 1KY	Gasolina	FWD	1781	92	125	10.98-07.04		■
1.8 20VT (APP)	PR 1KP, PR 2EE, PR 1KK, PR 1KY	Gasolina	FWD	1781	132	180	09.00-07.04		■
1.8 20VT (ARY)	PR 1KP, PR 2EE, PR 1KK, PR 1KY	Gasolina	FWD	1781	132	180	09.00-07.04		■
1.8 20VT (AUQ)	PR 1KP, PR 2EE, PR 1KK, PR 1KY	Gasolina	FWD	1781	132	180	09.00-07.04		■
2.3 V5 (AGZ)	PR 1KP, PR 2EE, PR 1KK, PR 1KY	Gasolina	FWD	2324	110	150	10.98-11.00		■
2.3 V5 20V (AQN)	PR 1KP, PR 2EE, PR 1KK, PR 1KY	Gasolina	FWD	2324	125	170	09.00-11.03		■
2.8	PR 1KP, PR 2EE, PR 1KK, PR 1KY	Gasolina	FWD	2792	150	204	10.00-07.01		■
1.9 TDI (AGR)	PR 1KP, PR 2EE, PR 1KK, PR 1KY	Diesel	FWD	1896	66	90	03.99-07.04		■
1.9 TDI (ALH)	PR 1KP, PR 2EE, PR 1KK, PR 1KY	Diesel	FWD	1896	66	90	03.99-07.04		■

LISTA DE APLICACIONES - BUYERS GUIDE

1.9 TDI (AXR)	PR 1KP, PR 2EE, PR 1KK, PR 1KY Diesel	FWD	1896	74	101	08.05-05.06	■
1.9 TDI (AHF)	PR 1KP, PR 2EE, PR 1KK, PR 1KY Diesel	FWD	1896	81	110	10.98-07.04	■
1.9 TDI (ASV)	PR 1KP, PR 2EE, PR 1KK, PR 1KY Diesel	FWD	1896	81	110	10.98-07.04	■
1.9 TDI (ASZ)	PR 1KP, PR 2EE, PR 1KK, PR 1KY Diesel	FWD	1896	96	130	05.03-05.06	■
1.9 TDI (ARL)	PR 1KP, PR 2EE, PR 1KK, PR 1KY Diesel	FWD	1896	110	150	10.00-07.04	■
1.9 TDI 4Drive (ARL)	PR 1KP, PR 2EE, PR 1KK, PR 1KY Diesel	4WD	1896	110	150	10.00-10.05	■
TOLEDO III (5P2) 04.04-05.09				MPV (Large MPV-M1 Segment)			
1.4 16V (BXW)	PR 1KD Gasolina	FWD	1390	63	86	05.06-05.09	■
1.4 TSI (CAXC)	PR 1KD Gasolina	FWD	1390	92	125	11.07-05.09	■
1.6 (BGU)	PR 1KF, PR 1KD, PR 1KJ, PR 1KZ Gasolina	FWD	1595	75	102	10.04-05.09	■
1.6 (BSE)	PR 1KF, PR 1KD, PR 1KJ, PR 1KZ Gasolina	FWD	1595	75	102	10.04-05.09	■
1.6 (BSF)	PR 1KF, PR 1KD, PR 1KJ, PR 1KZ Gasolina	FWD	1595	75	102	10.04-05.09	■
1.6 (CCSA)	PR 1KF, PR 1KD, PR 1KJ, PR 1KZ Gasolina	FWD	1595	75	102	10.04-05.09	■
1.8 TFSI (BYT)	PR 1KF, PR 1KD, PR 1KJ, PR 1KZ Gasolina	FWD	1798	118	160	01.07-05.09	■
1.8 TFSI (BZB)	PR 1KF, PR 1KD, PR 1KJ, PR 1KZ Gasolina	FWD	1798	118	160	01.07-05.09	■
1.8 TFSI (CDAA)	PR 1KF, PR 1KD, PR 1KJ, PR 1KZ Gasolina	FWD	1798	118	160	01.07-05.09	■
2.0 FSI (BLR)	PR 1KF, PR 1KD, PR 1KJ, PR 1KZ Gasolina	FWD	1984	110	150	10.04-05.09	■
2.0 FSI (BLY)	PR 1KF, PR 1KD, PR 1KJ, PR 1KZ Gasolina	FWD	1984	110	150	10.04-05.09	■
2.0 FSI (BVY)	PR 1KF, PR 1KD, PR 1KJ, PR 1KZ Gasolina	FWD	1984	110	150	10.04-05.09	■
2.0 FSI (BVZ)	PR 1KF, PR 1KD, PR 1KJ, PR 1KZ Gasolina	FWD	1984	110	150	10.04-05.09	■
2.0 TFSI (BWA)	PR 1KJ, PR 1KZ Gasolina	FWD	1984	147	200	11.05-05.09	■
1.9 TDI (BJB)	PR 1KF, PR 1KD, PR 1KJ, PR 1KZ Diesel	FWD	1896	77	105	10.04-05.09	■
1.9 TDI (BKC)	PR 1KF, PR 1KD, PR 1KJ, PR 1KZ Diesel	FWD	1896	77	105	10.04-05.09	■
1.9 TDI (BLS)	PR 1KF, PR 1KD, PR 1KJ, PR 1KZ Diesel	FWD	1896	77	105	10.04-05.09	■
1.9 TDI (BXE)	PR 1KF, PR 1KD, PR 1KJ, PR 1KZ Diesel	FWD	1896	77	105	10.04-05.09	■
2.0 TDI (AZV)	PR 1KF, PR 1KD, PR 1KJ, PR 1KZ Diesel	FWD	1968	100	136	09.04-05.09	■
2.0 TDI (BMM)	PR 1KF, PR 1KD, PR 1KJ, PR 1KZ Diesel	FWD	1968	103	140	11.05-05.09	■
2.0 TDI 16V (BKD)	PR 1KF, PR 1KD, PR 1KJ, PR 1KZ Diesel	FWD	1968	103	140	04.04-05.09	■
2.0 TDI (BMN)	PR 1KF, PR 1KD, PR 1KJ, PR 1KZ Diesel	FWD	1968	125	170	01.06-05.09	■
2.0 TDI (CEGA)	PR 1KF, PR 1KD, PR 1KJ, PR 1KZ Diesel	FWD	1968	125	170	01.06-05.09	■
TOLEDO IV (KG3) 07.12-				Hatchback (Compact car-C Segment)			
1.0 TSI (CHZB)	PR 1KT Gasolina	FWD	999	70	95	05.17-04.19	■
1.0 TSI (DKLD)	PR 1KT Gasolina	FWD	999	70	95	05.17-04.19	■
1.0 TSI (CHZC)	PR 1KT Gasolina	FWD	999	81	110	05.17-04.19	■
1.0 TSI (DKRC)	PR 1KT Gasolina	FWD	999	81	110	05.17-04.19	■
1.2 TSI (CBZA)	PR 1KT Gasolina	FWD	1197	63	86	07.12-06.15	■
1.2 TSI (CJZC)	PR 1KT Gasolina	FWD	1197	66	90	05.15-05.17	■
1.2 TSI (CBZB)	PR 1KT Gasolina	FWD	1197	77	105	07.12-06.15	■
1.2 TSI (CJZD)	PR 1KT Gasolina	FWD	1197	81	110	05.15-05.17	■

LISTA DE APLICACIONES - BUYERS GUIDE

1.2 (CGPC)	PR 1KT	Gasolina	FWD	1198	55	75	07.12-06.15	■
1.4 TSI (CAXA)	PR 1KT	Gasolina	FWD	1390	90	122	07.12-06.15	■
1.4 TSI (CZCA)	PR 1KT	Gasolina	FWD	1395	92	125	05.15-04.19	■
1.6 (CFNA)	PR 1KT	Gasolina	FWD	1598	77	105	07.13-06.15	■
1.6 (CWVA)	PR 1KT	Gasolina	FWD	1598	81	110	05.15-04.19	■
1.4 TDI (CUSB)	PR 1KT	Diesel	FWD	1422	66	90	05.15-04.19	■
1.6 TDI (CAYB)	PR 1KT	Diesel	FWD	1598	66	90	06.13-06.15	■
1.6 TDI (CAYC)	PR 1KT	Diesel	FWD	1598	77	105	07.12-06.15	■
1.6 TDI (CLNA)	PR 1KT	Diesel	FWD	1598	77	105	07.12-06.15	■
1.6 TDI (CXMA)	PR 1KT	Diesel	FWD	1598	85	115	05.15-04.19	■
SHUANGHUAN								
SCEO / CEO 06.04-					SUV (Compact SUV-J Segment)			
2.4 (4G64-S4M)		Gasolina	RWD	2351	92	125	01.05-12.11	■
2.4 A las 4 ruedas (4G64-S4M)		Gasolina	4WD	2351	92	125	01.05-12.11	■
SKODA								
FABIA (6Y5) 01.00-12.07					Estate Van (Compact car-C Segment)			
1.2 (AWY)	disc brak.rear axle, PR 1KK	Gasolina	FWD	1198	40	54	07.01-12.07	■
1.2 (BMD)	disc brak.rear axle, PR 1KK	Gasolina	FWD	1198	40	54	07.01-12.07	■
1.2 (AZQ)	disc brak.rear axle, PR 1KK	Gasolina	FWD	1198	47	64	01.03-12.07	■
1.2 (BME)	disc brak.rear axle, PR 1KK	Gasolina	FWD	1198	47	64	01.03-12.07	■
1.4 (BKY)	disc brak.rear axle, PR 1KK	Gasolina	FWD	1390	55	75	05.04-12.07	■
1.4 (AZE)	disc brak.rear axle, PR 1KK	Gasolina	FWD	1397	44	60	04.00-03.03	■
1.4 (AZF)	disc brak.rear axle, PR 1KK	Gasolina	FWD	1397	44	60	04.00-03.03	■
1.4 (AME)	disc brak.rear axle, PR 1KK	Gasolina	FWD	1397	50	68	07.01-05.03	■
1.4 (AQW)	disc brak.rear axle, PR 1KK	Gasolina	FWD	1397	50	68	07.01-05.03	■
1.4 (ATZ)	disc brak.rear axle, PR 1KK	Gasolina	FWD	1397	50	68	07.01-05.03	■
1.4 TDI (BNM)	disc brak.rear axle, PR 1KK	Diesel	FWD	1422	51	70	10.05-12.07	■
1.4 TDI (AMF)	disc brak.rear axle, PR 1KK	Diesel	FWD	1422	55	75	08.04-10.05	■
1.9 SDI (ASY)	disc brak.rear axle, PR 1KK	Diesel	FWD	1896	47	64	07.01-12.07	■
1.9 TDI (ATD)	PR 1KK	Diesel	FWD	1896	74	101	01.00-12.07	■
1.9 TDI (AXR)	PR 1KK	Diesel	FWD	1896	74	101	01.00-12.07	■
FABIA (6Y2) 08.99-03.08					Hatchback (Compact car-C Segment)			
1.2 (AWY)	disc brak.rear axle, PR 1KK	Gasolina	FWD	1198	40	54	07.01-04.07	■
1.2 (BMD)	disc brak.rear axle, PR 1KK	Gasolina	FWD	1198	40	54	07.01-04.07	■
1.2 (AZQ)	disc brak.rear axle, PR 1KK	Gasolina	FWD	1198	47	64	01.03-03.08	■
1.2 (BME)	disc brak.rear axle, PR 1KK	Gasolina	FWD	1198	47	64	01.03-03.08	■
1.4 16V (AUA)	disc brak.rear axle, PR 1KK	Gasolina	FWD	1390	55	75	12.99-03.08	■
1.4 16V (BBY)	disc brak.rear axle, PR 1KK	Gasolina	FWD	1390	55	75	12.99-03.08	■
1.4 16V (BKY)	disc brak.rear axle, PR 1KK	Gasolina	FWD	1390	55	75	12.99-03.08	■
1.4	disc brak.rear axle, PR 1KK	Gasolina	FWD	1390	59	80	02.06-10.06	■
1.4 16V (AUB)	disc brak.rear axle, PR 1KK	Gasolina	FWD	1390	74	100	12.99-03.08	■
1.4 16V (BBZ)	disc brak.rear axle, PR 1KK	Gasolina	FWD	1390	74	100	12.99-03.08	■
1.4 (AZE)	disc brak.rear axle, PR 1KK	Gasolina	FWD	1397	44	60	08.00-08.02	■
1.4 (AZF)	disc brak.rear axle, PR 1KK	Gasolina	FWD	1397	44	60	08.00-08.02	■
1.4 (AME)	disc brak.rear axle, PR 1KK	Gasolina	FWD	1397	50	68	08.99-05.03	■
1.4 (AQW)	disc brak.rear axle, PR 1KK	Gasolina	FWD	1397	50	68	08.99-05.03	■
1.4 (ATZ)	disc brak.rear axle, PR 1KK	Gasolina	FWD	1397	50	68	08.99-05.03	■
2.0 (AZL)	PR 1KK	Gasolina	FWD	1984	85	116	12.99-03.08	■
1.4 TDI (BNM)	disc brak.rear axle, PR 1KK	Diesel	FWD	1422	51	70	10.05-03.08	■
1.4 TDI (AMF)	disc brak.rear axle, PR 1KK	Diesel	FWD	1422	55	75	04.03-03.08	■

LISTA DE APLICACIONES - BUYERS GUIDE

1.4 TDI (BNV)	disc brak.rear axle, PR 1KK	Diesel	FWD	1422	59	80	10.05-03.08	■
1.9 SDI (ASY)	disc brak.rear axle, PR 1KK	Diesel	FWD	1896	47	64	12.99-03.08	■
1.9 TDI (ATD)	PR 1KK	Diesel	FWD	1896	74	100	01.00-03.08	■
1.9 TDI (AXR)	PR 1KK	Diesel	FWD	1896	74	100	01.00-03.08	■
1.9 TDI RS (ASZ)	PR 1KP, PR 1KQ	Diesel	FWD	1896	96	130	06.03-03.08	■
1.9 TDI RS (BLT)	PR 1KP, PR 1KQ	Diesel	FWD	1896	96	130	06.03-03.08	■
FABIA (6Y3) 10.99-12.07					Saloon (Compact car-C Segment)			
1.2 (AWY)	disc brak.rear axle, PR 1KK	Gasolina	FWD	1198	40	54	07.01-12.07	■
1.2 (BMD)	disc brak.rear axle, PR 1KK	Gasolina	FWD	1198	40	54	07.01-12.07	■
1.2 (AZQ)	disc brak.rear axle, PR 1KK	Gasolina	FWD	1198	47	64	01.03-12.07	■
1.2 (BME)	disc brak.rear axle, PR 1KK	Gasolina	FWD	1198	47	64	01.03-12.07	■
1.4 16V (AUA)	disc brak.rear axle, PR 1KK	Gasolina	FWD	1390	55	75	10.99-12.07	■
1.4 16V (BBY)	disc brak.rear axle, PR 1KK	Gasolina	FWD	1390	55	75	10.99-12.07	■
1.4 16V (BKY)	disc brak.rear axle, PR 1KK	Gasolina	FWD	1390	55	75	10.99-12.07	■
1.4 16V (BUD)	disc brak.rear axle, PR 1KK	Gasolina	FWD	1390	59	80	04.06-12.07	■
1.4 16V (AUB)	PR 1KK	Gasolina	FWD	1390	74	100	12.99-12.07	■
1.4 16V (BBZ)	PR 1KK	Gasolina	FWD	1390	74	100	12.99-12.07	■
1.4 (AZE)	disc brak.rear axle, PR 1KK	Gasolina	FWD	1397	44	60	04.00-08.02	■
1.4 (AZF)	disc brak.rear axle, PR 1KK	Gasolina	FWD	1397	44	60	04.00-08.02	■
1.4 (AME)	disc brak.rear axle, PR 1KK	Gasolina	FWD	1397	50	68	07.01-05.03	■
1.4 (AQW)	disc brak.rear axle, PR 1KK	Gasolina	FWD	1397	50	68	07.01-05.03	■
1.4 (ATZ)	disc brak.rear axle, PR 1KK	Gasolina	FWD	1397	50	68	07.01-05.03	■
2.0 (AZL)	PR 1KK	Gasolina	FWD	1984	85	116	12.99-12.07	■
1.4 TDI (BNM)	disc brak.rear axle, PR 1KK	Diesel	FWD	1422	51	70	10.05-12.07	■
1.4 TDI (AMF)	disc brak.rear axle, PR 1KK	Diesel	FWD	1422	55	75	04.03-12.07	■
1.4 TDI (BNV)	disc brak.rear axle, PR 1KK	Diesel	FWD	1422	59	80	10.05-12.07	■
1.9 SDI (ASY)	disc brak.rear axle, PR 1KK	Diesel	FWD	1896	47	64	11.99-12.07	■
1.9 TDI (ATD)	disc brak.rear axle, PR 1KK	Diesel	FWD	1896	74	100	01.00-12.07	■
1.9 TDI (AXR)	disc brak.rear axle, PR 1KK	Diesel	FWD	1896	74	100	01.00-12.07	■
FABIA II (542) 12.06-12.14					Hatchback (Compact car-C Segment)			
1.2 TSI (CBZA)	PR 1KK, PR 1KT	Gasolina	FWD	1197	63	86	03.10-12.14	■
1.2 TSI (CBZB)	PR 1KK, PR 1KT	Gasolina	FWD	1197	77	105	03.10-12.14	■
1.4 (BXW)	PR 1KK, PR 1KT	Gasolina	FWD	1390	63	86	01.07-12.14	■
1.4 (CGGB)	PR 1KK, PR 1KT	Gasolina	FWD	1390	63	86	01.07-12.14	■
1.4 TSI RS (CAVE)	PR 1KK, PR 1KT	Gasolina	FWD	1390	132	180	05.10-12.14	■
1.4 TSI RS (CTHE)	PR 1KK, PR 1KT	Gasolina	FWD	1390	132	180	05.10-12.14	■
1.6 (BTS)	PR 1KK, PR 1KT	Gasolina	FWD	1598	77	105	04.07-12.14	■
1.6 (CFNA)	PR 1KK, PR 1KT	Gasolina	FWD	1598	77	105	04.07-12.14	■
1.6 (CLSA)	PR 1KK, PR 1KT	Gasolina	FWD	1598	77	105	04.07-12.14	■
1.2 TDI (CFWA)	PR 1KK, PR 1KT	Diesel	FWD	1199	55	75	05.10-12.14	■
1.4 TDI (BNM)	PR 1KK, PR 1KT	Diesel	FWD	1422	51	70	02.07-03.10	■
1.4 TDI (BMS)	PR 1KK, PR 1KT	Diesel	FWD	1422	59	80	01.07-03.10	■
1.4 TDI (BNV)	PR 1KK, PR 1KT	Diesel	FWD	1422	59	80	01.07-03.10	■
1.6 TDI (CAYA)	PR 1KK, PR 1KT	Diesel	FWD	1598	55	75	04.10-12.14	■
1.6 TDI (CAYB)	PR 1KK, PR 1KT	Diesel	FWD	1598	66	90	03.10-12.14	■
1.6 TDI (CAYC)	PR 1KK, PR 1KT	Diesel	FWD	1598	77	105	03.10-12.14	■
1.9 TDI (BLS)	PR 1KK, PR 1KT	Diesel	FWD	1896	77	105	04.07-03.10	■
1.9 TDI (BSW)	PR 1KK, PR 1KT	Diesel	FWD	1896	77	105	04.07-03.10	■
FABIA II Combi (545) 10.07-12.14					Estate (Compact car-C Segment)			
1.2 TSI (CBZA)	PR 1KK, PR 1KT	Gasolina	FWD	1197	63	86	03.10-12.14	■





LISTA DE APLICACIONES - BUYERS GUIDE

1.2 TSI (CBZB)	PR 1KK, PR 1KT	Gasolina	FWD	1197	77	105	03.10-12.14	■
1.4 (BXW)	PR 1KK, PR 1KT	Gasolina	FWD	1390	63	86	10.07-12.14	■
1.4 (CGGB)	PR 1KK, PR 1KT	Gasolina	FWD	1390	63	86	10.07-12.14	■
1.4 TSI RS (CAVE)	PR 1KK, PR 1KT	Gasolina	FWD	1390	132	180	05.10-12.14	■
1.4 TSI RS (CTHE)	PR 1KK, PR 1KT	Gasolina	FWD	1390	132	180	05.10-12.14	■
1.6 (BTS)	PR 1KK, PR 1KT	Gasolina	FWD	1598	77	105	10.07-12.14	■
1.6 (CFNA)	PR 1KK, PR 1KT	Gasolina	FWD	1598	77	105	10.07-12.14	■
1.4 LPG (BXW)		Gasol./Gas (LPG)	FWD	1390	63	86	10.07-11.14	■
1.4 LPG (CGGB)		Gasol./Gas (LPG)	FWD	1390	63	86	10.07-11.14	■
1.2 TDI (CFWA)	PR 1KK, PR 1KT	Diesel	FWD	1199	55	75	05.10-12.14	■
1.4 TDI (BNM)	PR 1KK, PR 1KT	Diesel	FWD	1422	51	70	10.07-03.10	■
1.4 TDI (BMS)	PR 1KK, PR 1KT	Diesel	FWD	1422	59	80	10.07-03.10	■
1.4 TDI (BNV)	PR 1KK, PR 1KT	Diesel	FWD	1422	59	80	10.07-03.10	■
1.6 TDI (CAYA)	PR 1KK, PR 1KT	Diesel	FWD	1598	55	75	04.10-12.14	■
1.6 TDI (CAYB)	PR 1KK, PR 1KT	Diesel	FWD	1598	66	90	03.10-12.14	■
1.6 TDI (CAYC)	PR 1KK, PR 1KT	Diesel	FWD	1598	77	105	03.10-12.14	■
1.9 TDI (BLS)	PR 1KK, PR 1KT	Diesel	FWD	1896	77	105	10.07-03.10	■
1.9 TDI (BSW)	PR 1KK, PR 1KT	Diesel	FWD	1896	77	105	10.07-03.10	■
FABIA III (NJ5) 08.14-					Estate (Compact car-C Segment)			
1.0 (CHYA)	disc brak.rear axle	Gasolina	FWD	999	44	60	10.14-12.22	■
1.0 (CHYE)	disc brak.rear axle	Gasolina	FWD	999	44	60	10.14-12.22	■
1.0 (CHYB)	disc brak.rear axle	Gasolina	FWD	999	55	75	10.14-12.22	■
1.0 TSI (CHZB)	disc brak.rear axle	Gasolina	FWD	999	70	95	08.14-12.22	■
1.0 TSI (DKLD)	disc brak.rear axle	Gasolina	FWD	999	70	95	08.14-12.22	■
1.0 TSI (CHZC)	disc brak.rear axle	Gasolina	FWD	999	81	110	08.14-12.22	■
1.0 TSI (DKRC)	disc brak.rear axle	Gasolina	FWD	999	81	110	08.14-12.22	■
1.2 TSI (CJZC)	disc brak.rear axle	Gasolina	FWD	1197	66	90	10.14-12.22	■
1.2 TSI (CJZD)	disc brak.rear axle	Gasolina	FWD	1197	81	110	10.14-12.22	■
2.6 (CWVB)	disc brak.rear axle	Gasolina	FWD	1598	66	90	10.14-	■
1.6 (CWVA)	disc brak.rear axle	Gasolina	FWD	1598	81	110	01.15-12.22	■
1.4 TDI (CUSA)	disc brak.rear axle	Diesel	FWD	1422	55	75	05.15-12.22	■
1.4 TDI (CUSB)	disc brak.rear axle	Diesel	FWD	1422	66	90	10.14-12.22	■
1.4 TDI (CUTA)	disc brak.rear axle	Diesel	FWD	1422	77	105	10.14-12.22	■
FABIA III (NJ3) 08.14-					Hatchback (Compact car-C Segment)			
1.0 (CHYA)	disc brak.rear axle	Gasolina	FWD	999	44	60	08.14-06.21	■
1.0 (CHYE)	disc brak.rear axle	Gasolina	FWD	999	44	60	08.14-06.21	■
1.0 (CHYB)	disc brak.rear axle	Gasolina	FWD	999	55	75	08.14-06.21	■
1.0 TSI (CHZB)	disc brak.rear axle	Gasolina	FWD	999	70	95	08.14-06.21	■
1.0 TSI (DKLD)	disc brak.rear axle	Gasolina	FWD	999	70	95	08.14-06.21	■
1.0 TSI (CHZC)	disc brak.rear axle	Gasolina	FWD	999	81	110	08.14-06.21	■
1.0 TSI (DKRC)	disc brak.rear axle	Gasolina	FWD	999	81	110	08.14-06.21	■
1.2 TSI (CJZC)	disc brak.rear axle	Gasolina	FWD	1197	66	90	08.14-06.21	■
1.2 TSI (CJZD)	disc brak.rear axle	Gasolina	FWD	1197	81	110	08.14-06.21	■
1.4 TSI R5 (CZCA)	disc brak.rear axle, PR 1KT	Gasolina	FWD	1395	92	125	02.18-06.21	■
1.6 (CWVB)	disc brak.rear axle	Gasolina	FWD	1598	60	90	08.14-	■
1.6 (CWVA)	disc brak.rear axle	Gasolina	FWD	1598	81	110	01.15-06.21	■
1.4 TDI (CUSA)	disc brak.rear axle	Diesel	FWD	1422	55	75	05.15-06.21	■
1.4 TDI (CUSB)	disc brak.rear axle	Diesel	FWD	1422	66	90	08.14-06.21	■
1.4 TDI (CUTA)	disc brak.rear axle	Diesel	FWD	1422	77	105	08.14-06.21	■

LISTA DE APLICACIONES - BUYERS GUIDE

FABIA IV (PJ3) 06.21-					Hatchback (Compact car-C Segment)			
1.0 MPi	PR 1KV, discØ 230, disc brak.rear axle, PR 1KK, PR 2KT	Gasolina	FWD	999	48	65	08.21-	■
1.0 MPi	PR 1KV, discØ 230, disc brak.rear axle, PR 1KT, PR 1KK	Gasolina	FWD	999	59	80	06.21-	■
1.0 TSI	PR 1KV, discØ 230, disc brak.rear axle, PR 1KT, PR 1KK	Gasolina	FWD	999	70	95	06.21-	■
1.0 TSI	PR 1KV, discØ 230, disc brak.rear axle, PR 1KT, PR 1KK	Gasolina	FWD	999	81	110	06.21-	■
1.5 TSI		Gasolina	FWD	1498	110	150	11.21-	■
FABIA Combi (6Y5) 04.00-12.07					Estate (Compact car-C Segment)			
1.2 (AWY)	disc brak.rear axle, PR 1KK	Gasolina	FWD	1198	40	54	07.01-12.07	■
1.2 (BMD)	disc brak.rear axle, PR 1KK	Gasolina	FWD	1198	40	54	07.01-12.07	■
1.2 (AZQ)	disc brak.rear axle, PR 1KK	Gasolina	FWD	1198	47	64	01.03-12.07	■
1.2 (BME)	disc brak.rear axle, PR 1KK	Gasolina	FWD	1198	47	64	01.03-12.07	■
1.4 16V (AUA)	disc brak.rear axle, PR 1KK	Gasolina	FWD	1390	55	75	05.00-12.07	■
1.4 16V (BBY)	disc brak.rear axle, PR 1KK	Gasolina	FWD	1390	55	75	05.00-12.07	■
1.4 16V (BKY)	disc brak.rear axle, PR 1KK	Gasolina	FWD	1390	55	75	05.00-12.07	■
1.4 16V (BUD)	disc brak.rear axle, PR 1KK	Gasolina	FWD	1390	59	80	04.06-12.07	■
1.4 16V (AUB)	PR 1KK	Gasolina	FWD	1390	74	100	04.00-12.07	■
1.4 16V (BBZ)	PR 1KK	Gasolina	FWD	1390	74	100	04.00-12.07	■
1.4 (AZE)	disc brak.rear axle, PR 1KK	Gasolina	FWD	1397	44	60	04.00-03.03	■
1.4 (AZF)	disc brak.rear axle, PR 1KK	Gasolina	FWD	1397	44	60	04.00-03.03	■
1.4 (AME)	disc brak.rear axle, PR 1KK	Gasolina	FWD	1397	50	68	04.00-05.03	■
1.4 (AQW)	disc brak.rear axle, PR 1KK	Gasolina	FWD	1397	50	68	04.00-05.03	■
1.4 (ATZ)	disc brak.rear axle, PR 1KK	Gasolina	FWD	1397	50	68	04.00-05.03	■
2.0 (AZL)	PR 1KK	Gasolina	FWD	1984	85	116	04.00-12.07	■
1.4 TDI (BNM)	disc brak.rear axle, PR 1KK	Diesel	FWD	1422	51	70	10.05-12.07	■
1.4 TDI (AMF)	disc brak.rear axle, PR 1KK	Diesel	FWD	1422	55	75	04.03-12.07	■
1.4 TDI (BNV)	PR 1KK, PR 1KP, disc brak.rear axle	Diesel	FWD	1422	59	80	10.05-12.07	■
1.9 SDI (ASY)	disc brak.rear axle, PR 1KK	Diesel	FWD	1896	47	64	04.00-12.07	■
1.9 TDI (ATD)	PR 1KK	Diesel	FWD	1896	74	100	04.00-12.07	■
1.9 TDI (AXR)	PR 1KK	Diesel	FWD	1896	74	100	04.00-12.07	■
KAMIQ (NW4) 07.19-					SUV (Compact Crossover CUV-C Segment)			
1.0 TSI (DKLA)	discØ 230, PR 1KV	Gasolina	FWD	999	70	95	07.19-	■
1.0 TSI (DLAA)	discØ 230, PR 1KV	Gasolina	FWD	999	81	110	08.20-	■
1.0 TSI (DKRF)	discØ 230, PR 1KV	Gasolina	FWD	999	85	115	07.19-	■
1.5 TSI (DPCA)	discØ 230, PR 1KV	Gasolina	FWD	1498	110	150	07.19-	■
1.6 SRE (CWVA)	discØ 230, PR 1KV	Gasolina	FWD	1598	81	110	07.19-	■
1.0 TGI CNG (DBYA)	discØ 230, PR 1KV	Gasol./Gas (CNG)	FWD	999	66	90	11.19-	■
1.6 TDI (DGTD)	discØ 230, PR 1KV	Diesel	FWD	1598	70	95	09.19-	■
1.6 TDI		Diesel	FWD	1598	70	95	09.19-	■
1.6 TDI (DGTA)	discØ 230, PR 1KV	Diesel	FWD	1598	85	115	07.19-	■
OCTAVIA (1U5) 08.00-03.10					Estate Van (Compact car-C Segment)			
1.9 D (AQM)	disc brak.rear axle, PR 1KP	Diesel	FWD	1896	50	68	08.00-12.03	■
1.9 TDI (ALH)	disc brak.rear axle, PR 1KP	Diesel	FWD	1896	66	90	08.00-03.10	■

LISTA DE APLICACIONES - BUYERS GUIDE

OCTAVIA (1U2) 09.96-12.10					Hatchback (Compact car-C Segment)			
1.4 16V (AXP)	disc brak.rear axle, PR 1KP	Gasolina	FWD	1390	55	75	09.00-12.10	
1.4 16V (BCA)	disc brak.rear axle, PR 1KP	Gasolina	FWD	1390	55	75	09.00-12.10	
1.4 (AMD)	disc brak.rear axle, PR 1KP	Gasolina	FWD	1397	44	60	04.99-03.01	
1.6 (AEH)	disc brak.rear axle, PR 1KP	Gasolina	FWD	1595	74	101	02.97-12.07	
1.6 (AKL)	disc brak.rear axle, PR 1KP	Gasolina	FWD	1595	74	101	02.97-12.07	
1.6 (AVU)	disc brak.rear axle, PR 1KP	Gasolina	FWD	1595	75	102	11.00-12.10	
1.6 (BFQ)	disc brak.rear axle, PR 1KP	Gasolina	FWD	1595	75	102	11.00-12.10	
1.6 (AEE)	disc brak.rear axle, PR 1KP	Gasolina	FWD	1598	55	75	09.96-09.04	
1.8 (AGN)	PR 1KP	Gasolina	FWD	1781	92	125	09.96-07.00	
1.8 T (AGU)	PR 1KP	Gasolina	FWD	1781	110	150	08.97-12.10	
1.8 T (ARX)	PR 1KP	Gasolina	FWD	1781	110	150	08.97-12.10	
1.8 T (ARZ)	PR 1KP	Gasolina	FWD	1781	110	150	08.97-12.10	
1.8 T (AUM)	PR 1KP	Gasolina	FWD	1781	110	150	08.97-12.10	
1.8 T 4x4 (ARX)	PR 1KE	Gasolina	4WD	1781	110	150	05.01-05.06	
RS 1.8 T (AUQ)		Gasolina	FWD	1781	132	180	05.01-01.06	
2.0 (AEG)	PR 1KP	Gasolina	FWD	1984	85	116	04.99-05.07	
2.0 (APK)	PR 1KP	Gasolina	FWD	1984	85	116	04.99-05.07	
2.0 (AQY)	PR 1KP	Gasolina	FWD	1984	85	116	04.99-05.07	
2.0 (AZH)	PR 1KP	Gasolina	FWD	1984	85	116	04.99-05.07	
2.0 (AZJ)	PR 1KP	Gasolina	FWD	1984	85	116	04.99-05.07	
1.9 SDI (AGP)	disc brak.rear axle, PR 1KP	Diesel	FWD	1896	50	68	06.97-12.03	
1.9 SDI (AQM)	disc brak.rear axle, PR 1KP	Diesel	FWD	1896	50	68	06.97-12.03	
1.9 TDI (AGR)	disc brak.rear axle, PR 1KP	Diesel	FWD	1896	66	90	09.96-03.10	
1.9 TDI (ALH)	disc brak.rear axle, PR 1KP	Diesel	FWD	1896	66	90	09.96-03.10	
1.9 TDI (AXR)	disc brak.rear axle, PR 1KP	Diesel	FWD	1896	74	100	10.05-12.10	
1.9 TDI (AHF)	PR 1KP	Diesel	FWD	1896	81	110	08.97-01.06	
1.9 TDI (ASV)	PR 1KP	Diesel	FWD	1896	81	110	08.97-01.06	
1.9 TDI (ASZ)	PR 1KP	Diesel	FWD	1896	96	130	09.02-09.04	
OCTAVIA IV (NX3, NN3, PV3) 01.20-					Hatchback (Compact car-C Segment)			
1.5 TSI (DPCA)	ch- TMBZZZ5EZL-000001, PR 1KD, discØ 253	Gasolina	FWD	1498	110	150	01.20-	
2.0 TDI (DSUD)	ch- TMBZZZ5EZL-000001, PR 1KD, discØ 253	Diesel	FWD	1968	85	116	03.20-	
2.0 TDI (DSTB)	ch- TMBZZZ5EZL-000001, PR 1KD, discØ 253	Diesel	FWD	1968	110	150	01.20-	
OCTAVIA IV Combi (NX5, PV5) 11.19-					Estate (Compact car-C Segment)			
1.5 TSI (DPCA)	ch- TMBZZZ5EZL-000001, PR 1KD, discØ 253	Gasolina	FWD	1498	110	150	11.19-	
2.0 TDI (DSUD)	ch- TMBZZZ5EZL-000001, PR 1KD, discØ 253	Diesel	FWD	1968	85	116	11.19-	
2.0 TDI (DSTB)	ch- TMBZZZ5EZL-000001, PR 1KD, discØ 253	Diesel	FWD	1968	110	150	11.19-	
2.0 TDI 4x4	PR 1KD	Diesel	4WD	1968	110	150	09.20-	
OCTAVIA Combi (1U5) 07.98-12.10					Estate (Compact car-C Segment)			
1.4 16V (AXP)	disc brak.rear axle, PR 1KP	Gasolina	FWD	1390	55	75	08.00-12.10	
1.4 16V (BCA)	disc brak.rear axle, PR 1KP	Gasolina	FWD	1390	55	75	08.00-12.10	
1.6 (AEH)	disc brak.rear axle, PR 1KP	Gasolina	FWD	1595	74	101	07.98-12.07	
1.6 (AKL)	disc brak.rear axle, PR 1KP	Gasolina	FWD	1595	74	101	07.98-12.07	
1.6 (AVU)	disc brak.rear axle, PR 1KP	Gasolina	FWD	1595	75	102	09.00-12.10	
1.6 (BFQ)	disc brak.rear axle, PR 1KP	Gasolina	FWD	1595	75	102	09.00-12.10	
1.6 (AEE)	disc brak.rear axle, PR 1KP	Gasolina	FWD	1598	55	75	07.98-09.04	
1.8 20V (AGN)	PR 1KP	Gasolina	FWD	1781	92	125	07.98-07.00	

LISTA DE APLICACIONES - BUYERS GUIDE

1.8 T (AGU)	PR 1KP	Gasolina	FWD	1781	110	150	07.98-12.10	■
1.8 T (ARX)	PR 1KP	Gasolina	FWD	1781	110	150	07.98-12.10	■
1.8 T (ARZ)	PR 1KP	Gasolina	FWD	1781	110	150	07.98-12.10	■
1.8 T (AUM)	PR 1KP	Gasolina	FWD	1781	110	150	07.98-12.10	■
1.8 T 4x4 (ARX)	PR 1KE	Gasolina	4WD	1781	110	150	05.01-05.06	■
RS 1.8 T (AUQ)		Gasolina	FWD	1781	132	180	08.02-01.06	■
2.0 (AEG)	PR 1KP	Gasolina	FWD	1984	85	116	04.99-05.07	■
2.0 (APK)	PR 1KP	Gasolina	FWD	1984	85	116	04.99-05.07	■
2.0 (AQY)	PR 1KP	Gasolina	FWD	1984	85	116	04.99-05.07	■
2.0 (AZH)	PR 1KP	Gasolina	FWD	1984	85	116	04.99-05.07	■
2.0 (AZJ)	PR 1KP	Gasolina	FWD	1984	85	116	04.99-05.07	■
2.0 4x4 (AZH)	PR 1KE	Gasolina	4WD	1984	85	116	08.00-09.04	■
2.0 4x4 (AZJ)	PR 1KE	Gasolina	4WD	1984	85	116	08.00-09.04	■
2.0 4x4 (ATF)	PR 1KE	Gasolina	4WD	1984	88	120	01.00-12.10	■
1.9 SDI (AGP)	disc brak.rear axle, PR 1KP	Diesel	FWD	1896	50	68	07.98-12.03	■
1.9 SDI (AQM)	disc brak.rear axle, PR 1KP	Diesel	FWD	1896	50	68	07.98-12.03	■
1.9 TDI (AGR)	disc brak.rear axle, PR 1KP	Diesel	FWD	1896	66	90	07.98-03.10	■
1.9 TDI (ALH)	disc brak.rear axle, PR 1KP	Diesel	FWD	1896	66	90	07.98-03.10	■
1.9 TDI 4x4 (AGR)	PR 1KE	Diesel	4WD	1896	66	90	11.99-02.06	■
1.9 TDI (AXR)	disc brak.rear axle, PR 1KP	Diesel	FWD	1896	74	100	08.00-12.10	■
1.9 TDI 4x4 (ATD)	PR 1KE	Diesel	4WD	1896	74	100	09.00-01.06	■
1.9 TDI (AHF)	PR 1KP	Diesel	FWD	1896	81	110	07.98-01.06	■
1.9 TDI (ASV)	PR 1KP	Diesel	FWD	1896	81	110	07.98-01.06	■
1.9 TDI (ASZ)	PR 1KP	Diesel	FWD	1896	96	130	09.02-09.04	■
OCTAVIA II / LAURA (1Z3) 02.04-06.13					Hatchback (Compact car-C Segment)			
1.2 TSI (CBZB)	PR 1KD	Gasolina	FWD	1197	77	105	02.10-06.13	■
1.4 (BCA)	PR 1KD	Gasolina	FWD	1390	55	75	05.04-05.06	■
1.4 (BUD)	PR 1KD	Gasolina	FWD	1390	59	80	06.04-04.13	■
1.4 (CGGA)	PR 1KD	Gasolina	FWD	1390	59	80	06.04-04.13	■
1.6 (BGU)	PR 1KD	Gasolina	FWD	1595	75	102	06.04-06.13	■
1.6 (BSE)	PR 1KD	Gasolina	FWD	1595	75	102	06.04-06.13	■
1.6 (BSF)	PR 1KD	Gasolina	FWD	1595	75	102	06.04-06.13	■
1.6 (CCSA)	PR 1KD	Gasolina	FWD	1595	75	102	06.04-06.13	■
1.6 (CMXA)	PR 1KD	Gasolina	FWD	1595	75	102	06.04-06.13	■
1.6 MultiFuel (CCSA)	PR 1KD	Gasol./Et anol	FWD	1595	75	102	01.08-06.13	■
1.6 MultiFuel (CMXA)	PR 1KD	Gasol./Et anol	FWD	1595	75	102	01.08-06.13	■
1.6 TDI (CAYC)	PR 1KD	Diesel	FWD	1598	77	105	06.09-04.13	■
1.9 TDI (BJB)	PR 1KD	Diesel	FWD	1896	77	105	06.04-12.10	■
1.9 TDI (BKC)	PR 1KD	Diesel	FWD	1896	77	105	06.04-12.10	■
1.9 TDI (BLS)	PR 1KD	Diesel	FWD	1896	77	105	06.04-12.10	■
1.9 TDI (BXE)	PR 1KD	Diesel	FWD	1896	77	105	06.04-12.10	■
OCTAVIA II Combi (1Z5) 02.04-06.13					Estate (Compact car-C Segment)			
1.2 TSI (CBZB)	PR 1KD	Gasolina	FWD	1197	77	105	02.10-04.13	■
1.4 (BCA)	PR 1KD	Gasolina	FWD	1390	55	75	05.04-05.06	■
1.4 (BUD)	PR 1KD	Gasolina	FWD	1390	59	80	05.06-06.13	■
1.4 (CGGA)	PR 1KD	Gasolina	FWD	1390	59	80	05.06-06.13	■
1.6 (BGU)	PR 1KD	Gasolina	FWD	1595	75	102	09.04-06.13	■
1.6 (BSE)	PR 1KD	Gasolina	FWD	1595	75	102	09.04-06.13	■
1.6 (BSF)	PR 1KD	Gasolina	FWD	1595	75	102	09.04-06.13	■
1.6 (CCSA)	PR 1KD	Gasolina	FWD	1595	75	102	09.04-06.13	■

LISTA DE APLICACIONES - BUYERS GUIDE

1.6 (CMXA)	PR 1KD	Gasolina	FWD	1595	75	102	09.04-06.13	■
1.8 TSI 4x4 (CDAB)	PR 1KE	Gasolina	4WD	1798	112	152	03.09-02.13	■
1.8 TSI 4x4 (CDAA)	PR 1KE	Gasolina	4WD	1798	118	160	11.08-02.13	■
2.0 FSI 4x4 (BLX)	PR 1KE	Gasolina	4WD	1984	110	150	11.04-04.09	■
2.0 FSI 4x4 (BLY)	PR 1KE	Gasolina	4WD	1984	110	150	11.04-04.09	■
2.0 FSI 4x4 (BVX)	PR 1KE	Gasolina	4WD	1984	110	150	11.04-04.09	■
1.6 LPG (CHGA)	PR 1KD	Gasol./Gas (LPG)	FWD	1595	75	102	08.09-11.12	■
1.6 MultiFuel (CCSA)	PR 1KD	Gasol./Etanol	FWD	1595	75	102	01.08-06.13	■
1.6 MultiFuel (CMXA)	PR 1KD	Gasol./Etanol	FWD	1595	75	102	01.08-06.13	■
1.6 TDI (CAYC)	PR 1KD	Diesel	FWD	1598	77	105	06.09-04.13	■
1.6 TDI 4x4 (CAYC)	PR 1KE	Diesel	4WD	1598	77	105	06.09-02.13	■
1.9 TDI (BJB)	PR 1KD	Diesel	FWD	1896	77	105	09.04-12.10	■
1.9 TDI (BKC)	PR 1KD	Diesel	FWD	1896	77	105	09.04-12.10	■
1.9 TDI (BLS)	PR 1KD	Diesel	FWD	1896	77	105	09.04-12.10	■
1.9 TDI (BXE)	PR 1KD	Diesel	FWD	1896	77	105	09.04-12.10	■
1.9 TDI 4x4 (BKC)	PR 1KE	Diesel	4WD	1896	77	105	11.04-12.10	■
1.9 TDI 4x4 (BLS)	PR 1KE	Diesel	4WD	1896	77	105	11.04-12.10	■
1.9 TDI 4x4 (BXE)	PR 1KE	Diesel	4WD	1896	77	105	11.04-12.10	■
2.0 TDI 4x4 (CFHF)	PR 1KE	Diesel	4WD	1968	81	110	05.11-02.13	■
2.0 TDI 16V 4x4 (BKD)	PR 1KE	Diesel	4WD	1968	103	140	05.10-02.13	■
2.0 TDI 16V 4x4 (CFHC)	PR 1KE	Diesel	4WD	1968	103	140	05.10-02.13	■
2.0 TDI 16V 4x4 (CLCB)	PR 1KE	Diesel	4WD	1968	103	140	05.10-02.13	■
2.0 TDI 4x4 (BMM)	PR 1KE	Diesel	4WD	1968	103	140	07.06-05.10	■
OCTAVIA III (5E3, NL3, NR3) 11.12-					Hatchback (Compact car-C Segment)			
1.0 TSI (CHZD)	PR 1KD, discØ 253	Gasolina	FWD	999	85	115	05.16-10.20	■
1.0 TSI (DKRA)	PR 1KD, discØ 253	Gasolina	FWD	999	85	115	05.16-10.20	■
1.0 TSI (DKRF)	PR 1KD, discØ 253	Gasolina	FWD	999	85	115	05.16-10.20	■
1.2 TSI (CJZB)	PR 1KD, discØ 253	Gasolina	FWD	1197	63	86	11.12-02.17	■
1.2 TSI (CYVA)	PR 1KD, discØ 253	Gasolina	FWD	1197	63	86	11.12-02.17	■
1.2 TSI (CJZA)	PR 1KD, discØ 253	Gasolina	FWD	1197	77	105	11.12-02.17	■
1.2 TSI (CYVB)	PR 1KD, discØ 253	Gasolina	FWD	1197	81	110	05.15-02.17	■
1.4 TSI (CHPA)	PR 1KD, discØ 253	Gasolina	FWD	1395	103	140	11.12-02.17	■
1.4 TSI (CHPB)	PR 1KD, discØ 253	Gasolina	FWD	1395	110	150	08.14-10.20	■
1.4 TSI (CZDA)	PR 1KD, discØ 253	Gasolina	FWD	1395	110	150	08.14-10.20	■
1.5 TSI (DADA)	PR 1KD, discØ 253	Gasolina	FWD	1498	110	150	02.17-10.20	■
1.5 TSI (DPCA)	PR 1KD, discØ 253	Gasolina	FWD	1498	110	150	02.17-10.20	■
1.6 (CWVA)	PR 1KD, discØ 253	Gasolina	FWD	1598	81	110	01.14-10.20	■
1.8 TSI (CJSA)	PR 1KD	Gasolina	FWD	1798	132	180	11.12-10.20	■
1.8 TSI 4x4 (CJSB)	PR 1KD	Gasolina	4WD	1798	132	180	05.14-10.20	■
2.0 TSI (DKZA)	PR 1KD	Gasolina	FWD	1984	140	190	02.17-10.20	■
2.0 TSI 4x4 (DKZA)	PR 1KD	Gasolina	4WD	1984	140	190	02.19-10.20	■
1.4 TSI G-TEC (CPWA)	PR 1KD, discØ 253	Gasol./Gas (CNG)	FWD	1395	81	110	11.13-02.17	■
1.6 TDI (CLHB)	PR 1KD, discØ 253	Diesel	FWD	1598	66	90	11.12-10.20	■
1.6 TDI (CRKA)	PR 1KD, discØ 253	Diesel	FWD	1598	66	90	11.12-10.20	■
1.6 TDI (CXXA)	PR 1KD, discØ 253	Diesel	FWD	1598	66	90	11.12-10.20	■
1.6 TDI (DDYB)	PR 1KD, discØ 253	Diesel	FWD	1598	66	90	11.12-10.20	■
1.6 TDI (CLHA)	PR 1KD, discØ 253	Diesel	FWD	1598	77	105	11.12-05.15	■
1.6 TDI 4x4 (CLHA)	PR 1KD, discØ 253	Diesel	4WD	1598	77	105	05.13-05.15	■

LISTA DE APLICACIONES - BUYERS GUIDE

1.6 TDI (CRKB)	PR 1KD, discØ 253	Diesel	FWD	1598	81	110	05.13-02.17	■
1.6 TDI (CXXB)	PR 1KD, discØ 253	Diesel	FWD	1598	81	110	05.13-02.17	■
1.6 TDI (DBKA)	PR 1KD, discØ 253	Diesel	FWD	1598	81	110	05.13-02.17	■
1.6 TDI 4x4 (CRKB)	PR 1KD, discØ 253	Diesel	4WD	1598	81	110	05.15-02.17	■
1.6 TDI 4x4 (CXXB)	PR 1KD, discØ 253	Diesel	4WD	1598	81	110	05.15-02.17	■
1.6 TDI (DDYA)	PR 1KD, discØ 253	Diesel	FWD	1598	85	115	02.17-10.20	■
1.6 TDI (DGTE)	PR 1KD, discØ 253	Diesel	FWD	1598	85	115	02.17-10.20	■
1.6 TDI 4x4 (DGTE)	PR 1KD, discØ 253	Diesel	4WD	1598	85	115	02.17-10.20	■
2.0 TDI (CKFB)	PR 1KD, discØ 253	Diesel	FWD	1968	105	143	11.12-02.17	■
2.0 TDI (CRVC)	PR 1KD, discØ 253	Diesel	FWD	1968	105	143	11.12-02.17	■
2.0 TDI (CKFC)	PR 1KD, discØ 253	Diesel	FWD	1968	110	150	11.12-10.20	■
2.0 TDI (CRMB)	PR 1KD, discØ 253	Diesel	FWD	1968	110	150	11.12-10.20	■
2.0 TDI (CYKA)	PR 1KD, discØ 253	Diesel	FWD	1968	110	150	11.12-10.20	■
2.0 TDI (DCYA)	PR 1KD, discØ 253	Diesel	FWD	1968	110	150	11.12-10.20	■
2.0 TDI (DFFA)	PR 1KD, discØ 253	Diesel	FWD	1968	110	150	11.12-10.20	■
2.0 TDI 4x4 (CKFC)	PR 1KD, discØ 253	Diesel	4WD	1968	110	150	05.13-10.20	■
2.0 TDI 4x4 (CRMB)	PR 1KD, discØ 253	Diesel	4WD	1968	110	150	05.13-10.20	■
2.0 TDI 4x4 (DCYA)	PR 1KD, discØ 253	Diesel	4WD	1968	110	150	05.13-10.20	■
2.0 TDI 4x4 (DFFA)	PR 1KD, discØ 253	Diesel	4WD	1968	110	150	05.13-10.20	■
2.0 TDI / TDI RS 4x4 (CUNA)	PR 1KD	Diesel	4WD	1968	135	184	05.13-10.20	■
2.0 TDI / TDI RS 4x4 (CUPA)	PR 1KD	Diesel	4WD	1968	135	184	05.13-10.20	■
2.0 TDI / TDI RS 4x4 (DJGA)	PR 1KD	Diesel	4WD	1968	135	184	05.13-10.20	■
OCTAVIA III Combi (5E5, 5E6) 11.12-					Estate (Compact car-C Segment)			
1.0 TSI (CHZD)	PR 1KD, discØ 253	Gasolina	FWD	999	85	115	05.16-10.20	■
1.0 TSI (DKRA)	PR 1KD, discØ 253	Gasolina	FWD	999	85	115	05.16-10.20	■
1.0 TSI (DKRF)	PR 1KD, discØ 253	Gasolina	FWD	999	85	115	05.16-10.20	■
1.2 TSI (CJZB)	PR 1KD, discØ 253	Gasolina	FWD	1197	63	86	11.12-02.17	■
1.2 TSI (CYVA)	PR 1KD, discØ 253	Gasolina	FWD	1197	63	86	11.12-02.17	■
1.2 TSI (CJZA)	PR 1KD, discØ 253	Gasolina	FWD	1197	77	105	11.12-02.17	■
1.2 TSI (CYVB)	PR 1KD, discØ 253	Gasolina	FWD	1197	81	110	05.15-02.17	■
1.4 TSI (CHPA)	PR 1KD, discØ 253	Gasolina	FWD	1395	103	140	11.12-02.17	■
1.4 TSI (CHPB)	PR 1KD, discØ 253	Gasolina	FWD	1395	110	150	08.14-10.20	■
1.4 TSI (CZDA)	PR 1KD, discØ 253	Gasolina	FWD	1395	110	150	08.14-10.20	■
1.5 TSI (DADA)	PR 1KD, discØ 253	Gasolina	FWD	1498	110	150	02.17-10.20	■
1.5 TSI (DPCA)	PR 1KD, discØ 253	Gasolina	FWD	1498	110	150	02.17-10.20	■
1.6 SRE (CWVA)	PR 1KD, discØ 253	Gasolina	FWD	1598	81	110	01.14-02.17	■
1.8 TSI (CJSA)	PR 1KD	Gasolina	FWD	1798	132	180	11.12-10.20	■
1.8 TSI (CJSB)	PR 1KD	Gasolina	FWD	1798	132	180	11.12-10.20	■
1.8 TSI 4x4 (CJSB)	PR 1KD	Gasolina	4WD	1798	132	180	11.12-02.17	■
2.0 TSI (DKZA)	PR 1KD	Gasolina	FWD	1984	140	190	02.17-10.20	■
2.0 TSI 4x4 (DKZA)	PR 1KD	Gasolina	4WD	1984	140	190	02.19-10.20	■
1.4 TSI G-TEC (CPWA)	PR 1KD, discØ 253	Gasol./Gas (CNG)	FWD	1395	81	110	11.12-02.17	■
1.5 TSI G-TEC (DHFA)	PR 1KD, discØ 253	Gasol./Gas (CNG)	FWD	1498	96	130	01.19-10.20	■
1.6 TDI (CLHB)	PR 1KD, discØ 253	Diesel	FWD	1598	66	90	11.12-10.20	■
1.6 TDI (CRKA)	PR 1KD, discØ 253	Diesel	FWD	1598	66	90	11.12-10.20	■
1.6 TDI (CXXA)	PR 1KD, discØ 253	Diesel	FWD	1598	66	90	11.12-10.20	■
1.6 TDI (DDYB)	PR 1KD, discØ 253	Diesel	FWD	1598	66	90	11.12-10.20	■
1.6 TDI (CLHA)	PR 1KD, discØ 253	Diesel	FWD	1598	77	105	11.12-05.15	■
1.6 TDI 4x4 (CLHA)	PR 1KD, discØ 253	Diesel	4WD	1598	77	105	11.12-05.15	■

LISTA DE APLICACIONES - BUYERS GUIDE

1.6 TDI (CRKB)	PR 1KD, discØ 253	Diesel	FWD	1598	81	110	05.13-02.17	■
1.6 TDI (CXXB)	PR 1KD, discØ 253	Diesel	FWD	1598	81	110	05.13-02.17	■
1.6 TDI (DBKA)	PR 1KD, discØ 253	Diesel	FWD	1598	81	110	05.13-02.17	■
1.6 TDI 4x4 (CRKB)	PR 1KD, discØ 253	Diesel	4WD	1598	81	110	05.15-02.17	■
1.6 TDI 4x4 (CXXB)	PR 1KD, discØ 253	Diesel	4WD	1598	81	110	05.15-02.17	■
1.6 TDI 4x4 (DBKA)	PR 1KD, discØ 253	Diesel	4WD	1598	81	110	05.15-02.17	■
1.6 TDI (DDYA)	PR 1KD, discØ 253	Diesel	FWD	1598	85	115	02.17-10.20	■
1.6 TDI (DGTA)	PR 1KD, discØ 253	Diesel	FWD	1598	85	115	02.17-10.20	■
1.6 TDI (DGTE)	PR 1KD, discØ 253	Diesel	FWD	1598	85	115	02.17-10.20	■
1.6 TDI 4x4 (DGTE)	PR 1KD, discØ 253	Diesel	4WD	1598	85	115	02.17-10.20	■
2.0 TDI (CKFB)	PR 1KD, discØ 253	Diesel	FWD	1968	105	143	11.12-02.17	■
2.0 TDI (CRVC)	PR 1KD, discØ 253	Diesel	FWD	1968	105	143	11.12-02.17	■
2.0 TDI (CKFC)	PR 1KD, discØ 253	Diesel	FWD	1968	110	150	11.12-10.20	■
2.0 TDI (CRMB)	PR 1KD, discØ 253	Diesel	FWD	1968	110	150	11.12-10.20	■
2.0 TDI (CYKA)	PR 1KD, discØ 253	Diesel	FWD	1968	110	150	11.12-10.20	■
2.0 TDI (DCYA)	PR 1KD, discØ 253	Diesel	FWD	1968	110	150	11.12-10.20	■
2.0 TDI (DFFA)	PR 1KD, discØ 253	Diesel	FWD	1968	110	150	11.12-10.20	■
2.0 TDI 4x4 (CKFC)	PR 1KD, discØ 253	Diesel	4WD	1968	110	150	11.12-10.20	■
2.0 TDI 4x4 (CRMB)	PR 1KD, discØ 253	Diesel	4WD	1968	110	150	11.12-10.20	■
2.0 TDI 4x4 (DCYA)	PR 1KD, discØ 253	Diesel	4WD	1968	110	150	11.12-10.20	■
2.0 TDI 4x4 (DFFA)	PR 1KD, discØ 253	Diesel	4WD	1968	110	150	11.12-10.20	■
2.0 TDI / TDI RS 4x4 (CUNA)	PR 1KD	Diesel	4WD	1968	135	184	05.13-10.20	■
2.0 TDI / TDI RS 4x4 (CUPA)	PR 1KD	Diesel	4WD	1968	135	184	05.13-10.20	■
2.0 TDI / TDI RS 4x4 (DJGA)	PR 1KD	Diesel	4WD	1968	135	184	05.13-10.20	■
RAPID III (NH3, NK3, NK6) 07.12-						Hatchback (Supermini car-B Segment)		
1.0 TSI (CHZB)	disc brak.rear axle, PR 1KT	Gasolina	FWD	999	70	95	06.17-12.19	■
1.0 TSI (DKLD)	disc brak.rear axle, PR 1KT	Gasolina	FWD	999	70	95	06.17-12.19	■
1.0 TSI (CHZC)	disc brak.rear axle, PR 1KT	Gasolina	FWD	999	81	110	06.17-12.19	■
1.0 TSI (DKRC)	disc brak.rear axle, PR 1KT	Gasolina	FWD	999	81	110	06.17-12.19	■
1.2 TSI (CBZA)	PR 1KT	Gasolina	FWD	1197	63	86	07.12-05.15	■
1.2 TSI (CJZC)	PR 1KT	Gasolina	FWD	1197	66	90	05.15-12.19	■
1.2 TSI (CBZB)	PR 1KT	Gasolina	FWD	1197	77	105	07.12-05.15	■
1.2 TSI (CJZD)	PR 1KT	Gasolina	FWD	1197	81	110	05.15-12.19	■
1.2 (CGPC)	PR 1KT	Gasolina	FWD	1198	55	75	07.12-06.15	■
1.4 TSI (CAXA)	PR 1KT	Gasolina	FWD	1390	90	122	07.12-06.15	■
1.4 TSI (CZCA)	PR 1KT	Gasolina	FWD	1395	92	125	05.15-03.22	■
1.6 SRE (CWVB)	disc brak.rear axle, PR 1KT	Gasolina	FWD	1598	66	90	06.15-03.22	■
1.6 (CFNA)	PR 1KT	Gasolina	FWD	1598	77	105	07.12-06.15	■
1.6 (CWVA)	PR 1KT	Gasolina	FWD	1598	81	110	05.15-03.22	■
1.2 LPG (CBZA)	PR 1KT	Gasol./Gas (LPG)	FWD	1197	63	86	07.12-05.15	■
1.2 LPG (CGPC)	PR 1KT	Gasol./Gas (LPG)	FWD	1198	55	75	07.12-06.15	■
1.4 TDI (CUSB)	PR 1KT	Diesel	FWD	1422	66	90	05.15-12.19	■
1.6 TDI (CAYB)	PR 1KT	Diesel	FWD	1598	66	90	08.13-05.15	■
1.6 TDI (CAYC)	PR 1KT	Diesel	FWD	1598	77	105	07.12-12.19	■
1.6 TDI (CLNA)	PR 1KT	Diesel	FWD	1598	77	105	07.12-12.19	■
1.6 TDI (CXMA)	PR 1KT	Diesel	FWD	1598	85	115	05.15-12.19	■
RAPID III (NA2) 09.11-						Saloon (Supermini car-B Segment)		
1.0 TSI (DSHA)	PR 1KT	Gasolina	FWD	999	81	110	05.20-	■

LISTA DE APLICACIONES - BUYERS GUIDE

RAPID III Spaceback (NH1) 07.12-					Hatchback (Supermini car-B Segment)			
1.0 TSI (CHZB)	disc brak.rear axle, PR 1KT	Gasolina	FWD	999	70	95	06.17-12.19	■
1.0 TSI (DKLD)	disc brak.rear axle, PR 1KT	Gasolina	FWD	999	70	95	06.17-12.19	■
1.0 TSI (CHZC)	disc brak.rear axle, PR 1KT	Gasolina	FWD	999	81	110	06.17-12.19	■
1.0 TSI (DKRC)	disc brak.rear axle, PR 1KT	Gasolina	FWD	999	81	110	06.17-12.19	■
1.2 TSI (CBZA)	PR 1KT	Gasolina	FWD	1197	63	86	07.12-05.15	■
1.2 TSI (CJZC)	PR 1KT	Gasolina	FWD	1197	66	90	05.15-12.19	■
1.2 TSI (CBZB)	PR 1KT	Gasolina	FWD	1197	77	105	07.12-05.15	■
1.2 TSI (CJZD)	PR 1KT	Gasolina	FWD	1197	81	110	05.15-12.19	■
1.2 (CGPC)	PR 1KT	Gasolina	FWD	1198	55	75	07.12-06.15	■
1.4 TSI (CAXA)	PR 1KT	Gasolina	FWD	1390	90	122	07.12-06.15	■
1.4 TSI (CZCA)	PR 1KT	Gasolina	FWD	1395	92	125	05.15-12.19	■
1.6 (CFNA)	PR 1KT	Gasolina	FWD	1598	77	105	07.12-06.15	■
1.6 SRE (CWVA)	PR 1KT	Gasolina	FWD	1598	81	110	05.15-12.19	■
1.2 LPG (CBZA)	PR 1KT	Gasol./Gas (LPG)	FWD	1197	63	86	07.12-05.15	■
1.2 LPG (CGPC)	PR 1KT	Gasol./Gas (LPG)	FWD	1198	55	75	07.12-06.15	■
1.4 TDI (CUSB)	PR 1KT	Diesel	FWD	1422	66	90	05.15-12.19	■
1.6 TDI (CAYB)	PR 1KT	Diesel	FWD	1598	66	90	08.13-05.15	■
1.6 TDI (CAYC)	PR 1KT	Diesel	FWD	1598	77	105	07.12-12.19	■
1.6 TDI (CLNA)	PR 1KT	Diesel	FWD	1598	77	105	07.12-12.19	■
1.6 TDI (CXMA)	PR 1KT	Diesel	FWD	1598	85	115	05.15-12.19	■
ROOMSTER / PRAKTIK (5J) 03.07-05.15					Estate Van (Large MPV-M1 Segment)			
1.4 (BXW)	PR 1KK, PR 1KT	Gasolina	FWD	1390	63	86	03.07-05.15	■
1.4 (CGGB)	PR 1KK, PR 1KT	Gasolina	FWD	1390	63	86	03.07-05.15	■
1.2 TDI (CFWA)	PR 1KK, PR 1KT	Diesel	FWD	1199	55	75	03.10-05.15	■
1.4 TDI (BMS)	disc brak.rear axle, PR 1KK, PR 1KT	Diesel	FWD	1422	59	80	03.07-03.10	■
1.4 TDI (BNV)	disc brak.rear axle, PR 1KK, PR 1KT	Diesel	FWD	1422	59	80	03.07-03.10	■
1.6 TDI (CAYB)	PR 1KT	Diesel	FWD	1598	66	90	03.10-05.15	■
ROOMSTER / PRAKTIK (5J7) 03.06-05.15					MPV (Large MPV-M1 Segment)			
1.2 TSI (CBZA)	PR 1KT	Gasolina	FWD	1197	63	86	03.10-05.15	■
1.2 TSI (CBZB)	PR 1KK, PR 1KT	Gasolina	FWD	1197	77	105	03.10-05.15	■
1.4 (BXW)	PR 1KK, PR 1KT	Gasolina	FWD	1390	63	86	09.06-05.15	■
1.4 (CGGB)	PR 1KK, PR 1KT	Gasolina	FWD	1390	63	86	09.06-05.15	■
1.6 (BTS)	PR 1KK, PR 1KT	Gasolina	FWD	1598	77	105	09.06-05.15	■
1.6 (CFNA)	PR 1KK, PR 1KT	Gasolina	FWD	1598	77	105	09.06-05.15	■
1.4 LPG (BXW)	PR 1KK, PR 1KT	Gasol./Gas (LPG)	FWD	1390	63	86	03.10-05.15	■
1.4 LPG (CGGB)	PR 1KK, PR 1KT	Gasol./Gas (LPG)	FWD	1390	63	86	03.10-05.15	■
1.6 LPG (BTS)	PR 1KK, PR 1KT	Gasol./Gas (LPG)	FWD	1598	77	105	06.06-07.10	■
1.2 TDI (CFWA)	PR 1KK, PR 1KT	Diesel	FWD	1199	55	75	03.10-05.15	■
1.4 TDI (BMS)	PR 1KK, PR 1KT	Diesel	FWD	1422	59	80	09.06-03.10	■
1.4 TDI (BNV)	PR 1KK, PR 1KT	Diesel	FWD	1422	59	80	09.06-03.10	■
1.6 TDI (CAYC)	PR 1KK, PR 1KT	Diesel	FWD	1598	77	105	03.10-05.15	■
1.9 TDI (AXR)	PR 1KK, PR 1KT	Diesel	FWD	1896	74	101	03.06-05.06	■
1.9 TDI (BLS)	PR 1KK, PR 1KT	Diesel	FWD	1896	77	105	09.06-03.10	■
1.9 TDI (BSW)	PR 1KK, PR 1KT	Diesel	FWD	1896	77	105	09.06-03.10	■

LISTA DE APLICACIONES - BUYERS GUIDE

SCALA (NW1) 02.19-					Hatchback (Compact car-C Segment)			
1.0 TSI (DKLA)	PR 1KV, discØ 230	Gasolina	FWD	999	70	95	02.19-	■
1.0 TSI (DLAA)	PR 1KV, discØ 230	Gasolina	FWD	999	81	110	08.20-	■
1.0 TSI (DKRF)	PR 1KV, discØ 230	Gasolina	FWD	999	85	116	02.19-	■
1.5 TSI (DADA)	PR 1KV, discØ 230	Gasolina	FWD	1498	110	150	02.19-	■
1.5 TSI (DPCA)	PR 1KV, discØ 230	Gasolina	FWD	1498	110	150	02.19-	■
1.6 SRE	PR 1KV, discØ 230	Gasolina	FWD	1598	81	110	02.19-	■
1.0 TGI CNG (DBYA)	PR 1KV, discØ 230	Gasol./Gas (CNG)	FWD	999	66	90	11.19-	■
1.6 TDI	PR 1KV, discØ 230	Diesel	FWD	1598	70	95	09.19-	■
1.6 TDI (DGTA)	PR 1KV, discØ 230	Diesel	FWD	1598	85	116	02.19-	■
SUPERB (3U4) 12.01-03.08					Saloon (Executive car-E Segment)			
1.8 T (AWT)	PR 1KD	Gasolina	FWD	1781	110	150	12.01-03.08	■
2.0 (AZM)	PR 1KD	Gasolina	FWD	1984	85	115	12.01-03.08	■
2.8 V6 (BBG)	PR 1KD	Gasolina	FWD	2771	140	190	06.02-03.08	■
2.8 V6 (AMX)	PR 1KD	Gasolina	FWD	2771	142	193	12.01-03.08	■
1.9 TDI (AVB)	PR 1KD	Diesel	FWD	1896	74	101	08.02-10.05	■
1.9 TDI (BSV)	PR 1KD	Diesel	FWD	1896	77	105	10.05-05.07	■
1.9 TDI (BPZ)	PR 1KD	Diesel	FWD	1896	85	115	01.07-03.08	■
1.9 TDI (AVF)	PR 1KD	Diesel	FWD	1896	96	130	12.01-03.08	■
1.9 TDI (AWX)	PR 1KD	Diesel	FWD	1896	96	130	12.01-03.08	■
2.0 TDI (BWW)	PR 1KD	Diesel	FWD	1968	91	124	02.06-03.08	■
2.0 TDI (BSS)	PR 1KD	Diesel	FWD	1968	103	140	10.05-03.08	■
2.5 TDI (AYM)	PR 1KD	Diesel	FWD	2496	114	155	12.01-08.03	■
2.5 TDI (BDG)	PR 1KD	Diesel	FWD	2496	120	163	06.03-03.08	■
YETI (5L) 05.09-					SUV (Mini SUV-J Segment)			
1.2 TSI (CBZB)	PR 1KD	Gasolina	FWD	1197	77	105	09.09-05.15	■
1.2 TSI (CYVB)	PR 1KD, discØ 253	Gasolina	FWD	1197	81	110	05.15-12.17	■
1.4 TSI (CAXA)	PR 1KD	Gasolina	FWD	1390	90	122	06.10-05.15	■
1.4 TSI (CZCA)	PR 1KD, discØ 253	Gasolina	FWD	1395	92	125	05.15-12.17	■
1.4 TSI 4x4 (CZDA)	PR 1KD, discØ 253	Gasolina	4WD	1395	110	150	05.15-12.17	■
1.6 (CWVA)	PR 1KD, discØ 253	Gasolina	FWD	1598	81	110	04.14-12.17	■
1.6 TDI (CAYC)	PR 1KD	Diesel	FWD	1598	77	105	11.10-05.15	■
2.0 TDI (CFHA)	PR 1KD	Diesel	FWD	1968	81	110	11.09-12.17	■
2.0 TDI (CLCA)	PR 1KD	Diesel	FWD	1968	81	110	11.09-12.17	■
2.0 TDI (CUUA)	PR 1KD	Diesel	FWD	1968	81	110	11.09-12.17	■
2.0 TDI (DFSA)	PR 1KD	Diesel	FWD	1968	81	110	11.09-12.17	■
2.0 TDI (CFHC)	PR 1KD	Diesel	FWD	1968	103	140	11.11-12.17	■
2.0 TDI (CLCB)	PR 1KD	Diesel	FWD	1968	103	140	11.11-12.17	■
2.0 TDI (CUUB)	PR 1KD, discØ 253	Diesel	FWD	1968	110	150	05.15-12.17	■
2.0 TDI (DFSB)	PR 1KD, discØ 253	Diesel	FWD	1968	110	150	05.15-12.17	■
2.0 TDI 4x4 (CUUB)	PR 1KD, discØ 253	Diesel	4WD	1968	110	150	05.15-12.17	■
2.0 TDI 4x4 (DFSB)	PR 1KD, discØ 253	Diesel	4WD	1968	110	150	05.15-12.17	■
SKODA (SVW)								
FABIA (551) 12.08-12.15					Hatchback (Compact car-C Segment)			
1.4		Gasolina	FWD	1390	63	86	12.08-12.15	■
KAMIQ (0N7) 06.18-					SUV (Compact Crossover CUV-C Segment)			
1.5		Gasolina	FWD	1498	81	110	06.18-	■
1.5		Gasolina	FWD	1498	82	111	06.19-	■

LISTA DE APLICACIONES - BUYERS GUIDE

KAMIQ GT (0N8) 11.19-					SUV (Compact Crossover CUV-C Segment)			
TSI230		Gasolina	FWD	1197	85	116	11.19-	■
1.5		Gasolina	FWD	1498	82	111	11.19-	■
YETI (0Y6, 0Y7) 11.13-					Closed Off-Road Vehicle (Mini SUV-J Segment)			
1.6	PR 1KD, discØ 253	Gasolina	FWD	1598	81	110	02.14-	■
VW								
BEETLE (5C7, 5C8) 12.11-					Convertible (Compact car-C Segment)			
1.2 TSI (CBZB)	PR 1KQ, PR 1KD , PR 1KX, PR 1KU, PR 1KY	Gasolina	FWD	1197	77	105	12.11-07.19	■
1.2 TSI 16V (CYVD)	PR 1KQ, PR 1KD , PR 1KX, PR 1KU, PR 1KY	Gasolina	FWD	1197	77	105	12.14-07.19	■
1.4 TSI (CAVD)	PR 1KQ, PR 1KD , PR 1KX, PR 1KU	Gasolina	FWD	1390	118	160	12.11-07.16	■
1.4 TSI (CNWA)	PR 1KQ, PR 1KD , PR 1KX, PR 1KU	Gasolina	FWD	1390	118	160	12.11-07.16	■
1.4 TSI (CTHD)	PR 1KQ, PR 1KD , PR 1KX, PR 1KU	Gasolina	FWD	1390	118	160	12.11-07.16	■
1.4 TSI (CTKA)	PR 1KQ, PR 1KD , PR 1KX, PR 1KU	Gasolina	FWD	1390	118	160	12.11-07.16	■
1.4 TSI (CZDA)	PR 1KQ, PR 1KW, PR 1KD, PR 1KU	Gasolina	FWD	1395	110	150	12.14-09.18	■
1.8 TSI	PR 1KD, PR 1KU	Gasolina	FWD	1798	125	170	12.13-	■
2.0 TSI (DSA)		Gasolina	FWD	1984	130	177	07.07-07.19	■
2.0 TFSI (CBFA)	PR 1KW, PR 1KY, PR 1KD, PR 1KU	Gasolina	FWD	1984	147	200	12.11-07.16	■
2.0 TFSI (CCTA)	PR 1KW, PR 1KY, PR 1KD, PR 1KU	Gasolina	FWD	1984	147	200	12.11-07.16	■
2.0 TFSI (CCZA)	PR 1KW, PR 1KY, PR 1KD, PR 1KU	Gasolina	FWD	1984	147	200	12.11-07.16	■
2.0 TSI (CPLA)	PR 1KW, PR 1KY, PR 1KD, PR 1KU	Gasolina	FWD	1984	155	210	12.12-07.19	■
2.0 TSI (CPPA)	PR 1KW, PR 1KY, PR 1KD, PR 1KU	Gasolina	FWD	1984	155	210	12.12-07.19	■
2.0 TFSI (CBFA,CCTA)	PR 1KD, PR 1KU, PR 1KX, PR 1KQ, PR 1KY, PR 1KW	Gasolina	FWD	1984	157	213	01.13-07.16	■
2.0 TSI (CULC)	PR 1KW, PR 1KY, PR 1KD, PR 1KU	Gasolina	FWD	1984	162	220	12.14-09.18	■
2.5 (CBTA)	PR 1KQ, PR 1KD , PR 1KX, PR 1KU, PR 1KY, PR 1KW	Gasolina	FWD	2480	125	170	12.11-07.16	■
2.5 (CBUA)	PR 1KQ, PR 1KD , PR 1KX, PR 1KU, PR 1KY, PR 1KW	Gasolina	FWD	2480	125	170	12.11-07.16	■
2.5 (CCCA)	PR 1KQ, PR 1KD , PR 1KX, PR 1KU, PR 1KY, PR 1KW	Gasolina	FWD	2480	125	170	12.11-07.16	■
1.6 TDI (CAYC)	PR 1KQ, PR 1KD , PR 1KX	Diesel	FWD	1598	77	105	12.11-07.16	■
2.0 TDI (CUUA)	PR 1KQ, PR 1KD , PR 1KX, PR 1KU	Diesel	FWD	1968	81	110	06.14-09.18	■
2.0 TDI (CFFB)	PR 1KQ, PR 1KD , PR 1KX	Diesel	FWD	1968	103	140	04.12-07.16	■
2.0 TDI (CJAA)	PR 1KQ, PR 1KD , PR 1KX	Diesel	FWD	1968	103	140	04.12-07.16	■
2.0 TDI (CUUB)	PR 1KQ, PR 1KW, PR 1KD, PR 1KU	Diesel	FWD	1968	110	150	09.14-09.18	■
2.0 TDI (CVCA)	PR 1KQ, PR 1KW, PR 1KD, PR 1KU	Diesel	FWD	1968	110	150	09.14-09.18	■
2.0 TDI (DELA)	PR 1KQ, PR 1KW, PR 1KD, PR 1KU	Diesel	FWD	1968	110	150	09.14-09.18	■
BEETLE / NOVO FUSCA (5C1, 5C2) 04.11-					Hatchback (Compact car-C Segment)			
1.2 TSI (CBZB)	PR 1KQ, PR 1KW, PR 1KD, PR 1KU, PR 1KX, PR 1KY	Gasolina	FWD	1197	77	105	07.11-07.19	■
1.2 TSI 16V (CYVD)	PR 1KQ, PR 1KD , PR 1KX, PR 1KU, PR 1KY	Gasolina	FWD	1197	77	105	12.14-07.19	■
1.4 TSI (CAVD)	PR 1KQ, PR 1KW, PR 1KD, PR 1KU, PR 1KX, PR 1KY	Gasolina	FWD	1390	118	160	10.11-07.16	■
1.4 TSI (CNWA)	PR 1KQ, PR 1KW, PR 1KD, PR 1KU, PR 1KX, PR 1KY	Gasolina	FWD	1390	118	160	10.11-07.16	■

LISTA DE APLICACIONES - BUYERS GUIDE

1.4 TSI (CTHD)	PR 1KQ, PR 1KW, PR 1KD, PR 1KU, PR 1KX, PR 1KY	Gasolina	FWD	1390	118	160	10.11-07.16	■
1.4 TSI (CTKA)	PR 1KQ, PR 1KW, PR 1KD, PR 1KU, PR 1KX, PR 1KY	Gasolina	FWD	1390	118	160	10.11-07.16	■
1.4 TSI (CZDA)	PR 1KQ, PR 1KW, PR 1KD, PR 1KU	Gasolina	FWD	1395	110	150	12.14-07.19	■
1.8 TSI (CPKA,CPRA)	PR 1KD, PR 1KU	Gasolina	FWD	1798	125	170	12.13-07.17	■
2.0 TSI		Gasolina	FWD	1984	130	177	07.17-07.19	■
2.0 TFSI (CBFA)	PR 1KW, PR 1KY, PR 1KD, PR 1KU	Gasolina	FWD	1984	147	200	04.11-07.16	■
2.0 TFSI (CCTA)	PR 1KW, PR 1KY, PR 1KD, PR 1KU	Gasolina	FWD	1984	147	200	04.11-07.16	■
2.0 TFSI (CCZA)	PR 1KW, PR 1KY, PR 1KD, PR 1KU	Gasolina	FWD	1984	147	200	04.11-07.16	■
2.0 TSI (CPLA)	PR 1KW, PR 1KY, PR 1KD, PR 1KU	Gasolina	FWD	1984	155	211	12.12-07.19	■
2.0 TSI (CPPA)	PR 1KW, PR 1KY, PR 1KD, PR 1KU	Gasolina	FWD	1984	155	211	12.12-07.19	■
2.0 TSI (CULC)	PR 1KW, PR 1KY, PR 1KD, PR 1KU	Gasolina	FWD	1984	162	220	12.14-09.18	■
2.5 (CBTA)	PR 1KQ, PR 1KD , PR 1KX, PR 1KU	Gasolina	FWD	2480	125	170	04.11-07.19	■
2.5 (CBUA)	PR 1KQ, PR 1KD , PR 1KX, PR 1KU	Gasolina	FWD	2480	125	170	04.11-07.19	■
2.5 (CCCA)	PR 1KQ, PR 1KD , PR 1KX, PR 1KU	Gasolina	FWD	2480	125	170	04.11-07.19	■
1.6 TDI (CAYC)	PR 1KQ, PR 1KD , PR 1KX	Diesel	FWD	1598	77	105	10.11-07.16	■
2.0 TDI (CUUA)	PR 1KQ, PR 1KD , PR 1KX, PR 1KU	Diesel	FWD	1968	81	110	06.14-09.18	■
2.0 TDI (CFFB)	PR 1KQ, PR 1KD , PR 1KX	Diesel	FWD	1968	103	140	04.11-07.16	■
2.0 TDI (CJAA)	PR 1KQ, PR 1KD , PR 1KX	Diesel	FWD	1968	103	140	04.11-07.16	■
2.0 TDI (CUUB)	PR 1KQ, PR 1KW, PR 1KD, PR 1KU	Diesel	FWD	1968	110	150	07.14-09.18	■
2.0 TDI (CVCA)	PR 1KQ, PR 1KW, PR 1KD, PR 1KU	Diesel	FWD	1968	110	150	07.14-09.18	■
2.0 TDI (DELA)	PR 1KQ, PR 1KW, PR 1KD, PR 1KU	Diesel	FWD	1968	110	150	07.14-09.18	■
BORA / JETTA IV (1J2) 10.98-12.13						Saloon (Compact car-C Segment)		
1.4 16V (AHW)	PR 1KP, PR 1KT, PR 1KX, PR 2EE, PR 1KY	Gasolina	FWD	1390	55	75	03.00-05.05	■
1.4 16V (AKQ)	PR 1KP, PR 1KT, PR 1KX, PR 2EE, PR 1KY	Gasolina	FWD	1390	55	75	03.00-05.05	■
1.4 16V (APE)	PR 1KP, PR 1KT, PR 1KX, PR 2EE, PR 1KY	Gasolina	FWD	1390	55	75	03.00-05.05	■
1.4 16V (AXP)	PR 1KP, PR 1KT, PR 1KX, PR 2EE, PR 1KY	Gasolina	FWD	1390	55	75	03.00-05.05	■
1.4 16V (BCA)	PR 1KP, PR 1KT, PR 1KX, PR 2EE, PR 1KY	Gasolina	FWD	1390	55	75	03.00-05.05	■
1.6 (AEH)	PR 1KP, PR 1KT, PR 1KX, PR 2EE, PR 1KY	Gasolina	FWD	1595	74	101	10.98-05.05	■
1.6 (AKL)	PR 1KP, PR 1KT, PR 1KX, PR 2EE, PR 1KY	Gasolina	FWD	1595	74	101	10.98-05.05	■
1.6 (APF)	PR 1KP, PR 1KT, PR 1KX, PR 2EE, PR 1KY	Gasolina	FWD	1595	74	101	10.98-05.05	■
1.6 (AVU)	PR 1KP, PR 1KT, PR 1KX, PR 2EE, PR 1KY	Gasolina	FWD	1595	75	102	08.00-05.05	■
1.6 (BFQ)	PR 1KP, PR 1KT, PR 1KX, PR 2EE, PR 1KY	Gasolina	FWD	1595	75	102	08.00-05.05	■
1.6	PR 1KP, PR 1KT, PR 1KX, PR 2EE, PR 1KY	Gasolina	FWD	1595	78	107	06.02-10.04	■
1.6 16V (ATN)	PR 1KP, PR 1KT, PR 1KX, PR 2EE, PR 1KY	Gasolina	FWD	1598	77	105	05.00-05.05	■
1.6 16V (AUS)	PR 1KP, PR 1KT, PR 1KX, PR 2EE, PR 1KY	Gasolina	FWD	1598	77	105	05.00-05.05	■
1.6 16V (AZD)	PR 1KP, PR 1KT, PR 1KX, PR 2EE, PR 1KY	Gasolina	FWD	1598	77	105	05.00-05.05	■
1.6 16V (BCB)	PR 1KP, PR 1KT, PR 1KX, PR 2EE, PR 1KY	Gasolina	FWD	1598	77	105	05.00-05.05	■

LISTA DE APLICACIONES - BUYERS GUIDE

1.6 FSI (BAD)	PR 1KP, PR 1KT, PR 1KX, PR 2EE, PR 1KY	Gasolina	FWD	1598	81	110	01.02-05.05	■
1.8 (AGN)	PR 1KP, PR 1KT, PR 1KX, PR 2EE, PR 1KY	Gasolina	FWD	1781	92	125	10.98-05.05	■
1.8 (BAF)	PR 1KP, PR 1KT, PR 1KX, PR 2EE, PR 1KY	Gasolina	FWD	1781	92	125	10.98-05.05	■
1.8 4motion (AGN)	PR 1KP, PR 1KT, PR 1KX, PR 2EE, PR 1KY	Gasolina	4WD	1781	92	125	02.99-05.05	■
1.8	PR 2EG, PR 2EE, PR 1KY, PR 1KE	Gasolina	FWD	1781	110	150	10.00-05.01	■
1.8 T (AGU)	PR 1KP, PR 1KT, PR 1KX, PR 2EE, PR 1KY	Gasolina	FWD	1781	110	150	05.00-05.05	■
1.8 T (ARX)	PR 1KP, PR 1KT, PR 1KX, PR 2EE, PR 1KY	Gasolina	FWD	1781	110	150	05.00-05.05	■
1.8 T (AUM)	PR 1KP, PR 1KT, PR 1KX, PR 2EE, PR 1KY	Gasolina	FWD	1781	110	150	05.00-05.05	■
1.8 T (AWD)	PR 1KP, PR 1KT, PR 1KX, PR 2EE, PR 1KY	Gasolina	FWD	1781	110	150	05.00-05.05	■
1.8 T (AWW)	PR 1KP, PR 1KT, PR 1KX, PR 2EE, PR 1KY	Gasolina	FWD	1781	110	150	05.00-05.05	■
1.8 T (AUQ)	PR 1KP, PR 1KT, PR 1KX, PR 2EE, PR 1KY	Gasolina	FWD	1781	132	180	03.02-05.05	■
1.8 T (AWP)	PR 1KP, PR 1KT, PR 1KX, PR 2EE, PR 1KY	Gasolina	FWD	1781	132	180	03.02-05.05	■
1.8 Turbo	PR 1KP, PR 1KT, PR 1KX, PR 2EE, PR 1KY	Gasolina	FWD	1781	132	179	01.05-12.14	■
2.0 (AEG)		Gasolina	FWD	1984	85	115	10.98-12.13	■
2.0 (APK)		Gasolina	FWD	1984	85	115	10.98-12.13	■
2.0 (AQY)		Gasolina	FWD	1984	85	115	10.98-12.13	■
2.0 (AVH)		Gasolina	FWD	1984	85	115	10.98-12.13	■
2.0 (AZG)		Gasolina	FWD	1984	85	115	10.98-12.13	■
2.0 (AZH)		Gasolina	FWD	1984	85	115	10.98-12.13	■
2.0 (AZJ)		Gasolina	FWD	1984	85	115	10.98-12.13	■
2.0 (BBW)		Gasolina	FWD	1984	85	115	10.98-12.13	■
2.0 (BER)		Gasolina	FWD	1984	85	115	10.98-12.13	■
2.0 (BEV)		Gasolina	FWD	1984	85	115	10.98-12.13	■
2.0 (BHP)		Gasolina	FWD	1984	85	115	10.98-12.13	■
2.0 (CBPA)		Gasolina	FWD	1984	85	115	10.98-12.13	■
2.0 (CFEA)		Gasolina	FWD	1984	85	115	10.98-12.13	■
2.0 (CBPA)	PR 1KP, PR 1KT, PR 1KX, PR 2EE, PR 1KY	Gasolina	FWD	1984	85	116	01.05-12.14	■
2.0 4motion (AZH)	PR 1KE, PR 2EG	Gasolina	4WD	1984	85	115	04.00-05.05	■
2.0 4motion (AZJ)	PR 1KE, PR 2EG	Gasolina	4WD	1984	85	115	04.00-05.05	■
2.3 V5 (AGZ)	PR 1KP, PR 1KT, PR 1KX, PR 2EE, PR 1KY	Gasolina	FWD	2324	110	150	10.98-10.00	■
2.3 V5 4motion (AGZ)	PR 2EG, PR 2EE, PR 1KY, PR 1KE	Gasolina	4WD	2324	110	150	12.98-10.00	■
2.3 V5 (AQN)	discØ 256, PR 1KY, PR 1KP, PR 1KT, PR 1KX, PR 2EE	Gasolina	FWD	2324	125	170	10.00-05.05	■
2.3 V5 4motion (AQN)	discØ 256, PR 1KU, PR 2EE, PR 2EG, PR 1KY, PR 1KE	Gasolina	4WD	2324	125	170	10.00-05.05	■
2.8 VR6	PR 1KP, PR 1KT, PR 1KX, PR 2EE, PR 1KY	Gasolina	FWD	2792	130	177	11.98-07.05	■
2.8 VR6	PR 1KP, PR 1KT, PR 1KX, PR 2EE, PR 1KY	Gasolina	FWD	2792	147	200	02.02-07.05	■
2.8 V6 4motion (AQP)	discØ 256, PR 1KU, PR 2EE, PR 2EG, PR 1KY, PR 1KE	Gasolina	4WD	2792	150	204	03.99-05.05	■
2.8 V6 4motion (AUE)	discØ 256, PR 1KU, PR 2EE, PR 2EG, PR 1KY, PR 1KE	Gasolina	4WD	2792	150	204	03.99-05.05	■
2.8 V6 4motion (BDE)	discØ 256, PR 1KU, PR 2EE, PR 2EG, PR 1KY, PR 1KE	Gasolina	4WD	2792	150	204	03.99-05.05	■
2.0 Total Flex (CFEA)	PR 1KP, PR 1KT, PR 1KX, PR 2EE, PR 1KY	Gasol./Etanol	FWD	1984	85	116	02.09-07.10	■
2.0 Total Flex	PR 1KP, PR 1KT, PR 1KX, PR 2EE, PR 1KY	Gasol./Etanol	FWD	1984	88	120	02.09-08.10	■

LISTA DE APLICACIONES - BUYERS GUIDE

1.9 SDI (AGP)	PR 1KP, PR 1KT, PR 1KX, PR 2EE, PR 1KY Diesel	FWD	1896	50	68	10.98-05.05	■
1.9 SDI (AQM)	PR 1KP, PR 1KT, PR 1KX, PR 2EE, PR 1KY Diesel	FWD	1896	50	68	10.98-05.05	■
1.9 TDI (AGR)	PR 1KP, PR 1KT, PR 1KX, PR 2EE, PR 1KY Diesel	FWD	1896	66	90	10.98-05.05	■
1.9 TDI (ALH)	PR 1KP, PR 1KT, PR 1KX, PR 2EE, PR 1KY Diesel	FWD	1896	66	90	10.98-05.05	■
1.9 TDI 4motion (AGR)	PR 1KE, PR 2EG Diesel	4WD	1896	66	90	11.98-04.02	■
1.9 TDI (ATD)	PR 1KP, PR 1KT, PR 1KX, PR 2EE, PR 1KY Diesel	FWD	1896	74	101	09.00-05.05	■
1.9 TDI (AXR)	PR 1KP, PR 1KT, PR 1KX, PR 2EE, PR 1KY Diesel	FWD	1896	74	101	09.00-05.05	■
1.9 TDI (BEW)	PR 1KP, PR 1KT, PR 1KX, PR 2EE, PR 1KY Diesel	FWD	1896	74	101	09.00-05.05	■
1.9 TDI 4motion (ATD)	PR 1KE, PR 2EG Diesel	4WD	1896	74	101	09.00-05.05	■
1.9 TDI (AHF)	PR 1KP, PR 1KT, PR 1KX, PR 2EE, PR 1KY Diesel	FWD	1896	81	110	10.98-06.01	■
1.9 TDI (ASV)	PR 1KP, PR 1KT, PR 1KX, PR 2EE, PR 1KY Diesel	FWD	1896	81	110	10.98-06.01	■
1.9 TDI (AJM)	PR 1KP, PR 1KT, PR 1KX, PR 2EE, PR 1KY Diesel	FWD	1896	85	115	12.98-01.02	■
1.9 TDI (AUJ)	PR 1KP, PR 1KT, PR 1KX, PR 2EE, PR 1KY Diesel	FWD	1896	85	115	12.98-01.02	■
1.9 TDI 4motion (AJM)	PR 1KE, PR 2EG Diesel	4WD	1896	85	115	02.99-06.01	■
1.9 TDI 4motion (AUJ)	PR 1KE, PR 2EG Diesel	4WD	1896	85	115	02.99-06.01	■
1.9 TDI (ASZ)	PR 1KP, PR 1KT, PR 1KX, PR 2EE, PR 1KY Diesel	FWD	1896	96	130	11.00-05.05	■
1.9 TDI 4motion (ASZ)	PR 2EG, PR 2EE, PR 1KY, PR 1KE Diesel	4WD	1896	96	130	11.00-05.05	■
1.9 TDI (ARL)	PR 1KP, PR 1KT, PR 1KX, PR 2EE, PR 1KY Diesel	FWD	1896	110	150	05.00-05.05	■
1.9 TDI 4motion (ARL)	PR 2EG, PR 2EE, PR 1KY, PR 1KE Diesel	4WD	1896	110	150	05.00-05.05	■
BORA Variant / JETTA IV (1J6) 05.99-05.05			Estate (Compact car-C Segment)				
1.4 16V (AHW)	PR 1KP, PR 1KT, PR 1KX, PR 2EE, PR 1KY Gasolina	FWD	1390	55	75	09.01-05.05	■
1.4 16V (AXP)	PR 1KP, PR 1KT, PR 1KX, PR 2EE, PR 1KY Gasolina	FWD	1390	55	75	09.01-05.05	■
1.4 16V (BCA)	PR 1KP, PR 1KT, PR 1KX, PR 2EE, PR 1KY Gasolina	FWD	1390	55	75	09.01-05.05	■
1.6 (AEH)	PR 1KP, PR 1KT, PR 1KX, PR 2EE, PR 1KY Gasolina	FWD	1595	74	100	05.99-05.05	■
1.6 (AKL)	PR 1KP, PR 1KT, PR 1KX, PR 2EE, PR 1KY Gasolina	FWD	1595	74	100	05.99-05.05	■
1.6 (APF)	PR 1KP, PR 1KT, PR 1KX, PR 2EE, PR 1KY Gasolina	FWD	1595	74	100	05.99-05.05	■
1.6 (AVU)	PR 1KP, PR 1KT, PR 1KX, PR 2EE, PR 1KY Gasolina	FWD	1595	75	102	08.00-05.05	■
1.6 (BFQ)	PR 1KP, PR 1KT, PR 1KX, PR 2EE, PR 1KY Gasolina	FWD	1595	75	102	08.00-05.05	■
1.6 16V (ATN)	PR 1KP, PR 1KT, PR 1KX, PR 2EE, PR 1KY Gasolina	FWD	1598	77	105	02.00-05.05	■
1.6 16V (AUS)	PR 1KP, PR 1KT, PR 1KX, PR 2EE, PR 1KY Gasolina	FWD	1598	77	105	02.00-05.05	■
1.6 16V (AZD)	PR 1KP, PR 1KT, PR 1KX, PR 2EE, PR 1KY Gasolina	FWD	1598	77	105	02.00-05.05	■
1.6 16V (BCB)	PR 1KP, PR 1KT, PR 1KX, PR 2EE, PR 1KY Gasolina	FWD	1598	77	105	02.00-05.05	■
1.6 FSI (BAD)	PR 1KP, PR 1KT, PR 1KX, PR 2EE, PR 1KY Gasolina	FWD	1598	81	110	01.02-05.05	■
1.8 4motion (AGN)	PR 1KP, PR 1KT, PR 1KX, PR 2EE, PR 1KY Gasolina	4WD	1781	92	125	05.99-05.05	■
1.8 T (AGU)	PR 1KP, PR 1KT, PR 1KX, PR 2EE, PR 1KY Gasolina	FWD	1781	110	150	05.00-05.05	■
1.8 T (ARX)	PR 1KP, PR 1KT, PR 1KX, PR 2EE, PR 1KY Gasolina	FWD	1781	110	150	05.00-05.05	■
1.8 T (AUM)	PR 1KP, PR 1KT, PR 1KX, PR 2EE, PR 1KY Gasolina	FWD	1781	110	150	05.00-05.05	■

LISTA DE APLICACIONES - BUYERS GUIDE

1.8 T (AWD)	PR 1KP, PR 1KT, PR 1KX, PR 2EE, PR 1KY	Gasolina	FWD	1781	110	150	05.00-05.05	■
1.8 T (AWW)	PR 1KP, PR 1KT, PR 1KX, PR 2EE, PR 1KY	Gasolina	FWD	1781	110	150	05.00-05.05	■
1.8 T (AUQ)	PR 1KP, PR 1KT, PR 1KX, PR 2EE, PR 1KY	Gasolina	FWD	1781	132	180	05.02-05.05	■
1.8 T (AWP)	PR 1KP, PR 1KT, PR 1KX, PR 2EE, PR 1KY	Gasolina	FWD	1781	132	180	05.02-05.05	■
2.0 (APK)	PR 1KP, PR 1KT, PR 1KX, PR 2EE, PR 1KY	Gasolina	FWD	1984	85	115	05.99-05.05	■
2.0 (AQY)	PR 1KP, PR 1KT, PR 1KX, PR 2EE, PR 1KY	Gasolina	FWD	1984	85	115	05.99-05.05	■
2.0 (AVH)	PR 1KP, PR 1KT, PR 1KX, PR 2EE, PR 1KY	Gasolina	FWD	1984	85	115	05.99-05.05	■
2.0 (AZG)	PR 1KP, PR 1KT, PR 1KX, PR 2EE, PR 1KY	Gasolina	FWD	1984	85	115	05.99-05.05	■
2.0 (AZH)	PR 1KP, PR 1KT, PR 1KX, PR 2EE, PR 1KY	Gasolina	FWD	1984	85	115	05.99-05.05	■
2.0 (AZJ)	PR 1KP, PR 1KT, PR 1KX, PR 2EE, PR 1KY	Gasolina	FWD	1984	85	115	05.99-05.05	■
2.0 (BEV)	PR 1KP, PR 1KT, PR 1KX, PR 2EE, PR 1KY	Gasolina	FWD	1984	85	115	05.99-05.05	■
2.0 4motion (AZH)	PR 1KE, PR 2EG	Gasolina	4WD	1984	85	115	04.00-05.05	■
2.0 4motion (AZJ)	PR 1KE, PR 2EG	Gasolina	4WD	1984	85	115	04.00-05.05	■
2.0 4motion (ATF)	discØ 256, PR 1KU, PR 2EE, PR 1KY, PR 1KP, PR 1KT, PR 1KX	Gasolina	4WD	1984	88	120	12.99-05.03	■
2.3 V5 (AGZ)	PR 1KP, PR 1KT, PR 1KX, PR 2EE, PR 1KY	Gasolina	FWD	2324	110	150	05.99-10.00	■
2.3 V5 4motion (AGZ)	PR 2EG, PR 2EE, PR 1KY, PR 1KE	Gasolina	4WD	2324	110	150	05.99-10.00	■
2.3 V5 (AQN)	discØ 256, PR 1KY, PR 1KP, PR 1KT, PR 1KX, PR 2EE	Gasolina	FWD	2324	125	170	10.00-05.05	■
2.3 V5 4motion (AQN)	discØ 256, PR 1KU, PR 2EE, PR 2EG, PR 1KY, PR 1KE	Gasolina	4WD	2324	125	170	10.00-05.05	■
2.8 V6 4motion (AQP)	discØ 256, PR 1KU, PR 2EE, PR 2EG, PR 1KY, PR 1KE	Gasolina	4WD	2792	150	204	05.99-05.05	■
2.8 V6 4motion (AUE)	discØ 256, PR 1KU, PR 2EE, PR 2EG, PR 1KY, PR 1KE	Gasolina	4WD	2792	150	204	05.99-05.05	■
2.8 V6 4motion (BDE)	discØ 256, PR 1KU, PR 2EE, PR 2EG, PR 1KY, PR 1KE	Gasolina	4WD	2792	150	204	05.99-05.05	■
1.9 TDI (AGR)	PR 1KP, PR 1KT, PR 1KX, PR 2EE, PR 1KY	Diesel	FWD	1896	66	90	07.04-05.05	■
1.9 TDI (ALH)	PR 1KP, PR 1KT, PR 1KX, PR 2EE, PR 1KY	Diesel	FWD	1896	66	90	07.04-05.05	■
1.9 TDI (ATD)	PR 1KP, PR 1KT, PR 1KX, PR 2EE, PR 1KY	Diesel	FWD	1896	74	101	09.00-05.05	■
1.9 TDI (AXR)	PR 1KP, PR 1KT, PR 1KX, PR 2EE, PR 1KY	Diesel	FWD	1896	74	101	09.00-05.05	■
1.9 TDI (BEW)	PR 1KP, PR 1KT, PR 1KX, PR 2EE, PR 1KY	Diesel	FWD	1896	74	101	09.00-05.05	■
1.9 TDI 4motion (ATD)	PR 1KE, PR 2EG	Diesel	4WD	1896	74	101	09.00-05.05	■
1.9 TDI (AHF)	PR 1KP, PR 1KT, PR 1KX, PR 2EE, PR 1KY	Diesel	FWD	1896	81	110	05.99-06.01	■
1.9 TDI (ASV)	PR 1KP, PR 1KT, PR 1KX, PR 2EE, PR 1KY	Diesel	FWD	1896	81	110	05.99-06.01	■
1.9 TDI (AJM)	PR 1KP, PR 1KT, PR 1KX, PR 2EE, PR 1KY	Diesel	FWD	1896	85	115	05.99-06.01	■
1.9 TDI (AUY)	PR 1KP, PR 1KT, PR 1KX, PR 2EE, PR 1KY	Diesel	FWD	1896	85	115	05.99-06.01	■
1.9 TDI 4motion (AJM)	PR 1KE, PR 2EG	Diesel	4WD	1896	85	115	05.99-06.01	■
1.9 TDI 4motion (AUY)	PR 1KE, PR 2EG	Diesel	4WD	1896	85	115	05.99-06.01	■
1.9 TDI (ASZ)	PR 1KP, PR 1KT, PR 1KX, PR 2EE, PR 1KY	Diesel	FWD	1896	96	130	11.00-05.05	■
1.9 TDI 4motion (ASZ)	PR 2EG, PR 2EE, PR 1KY, PR 1KE	Diesel	4WD	1896	96	130	11.00-05.05	■
1.9 TDI (ARL)	PR 1KP, PR 1KT, PR 1KX, PR 2EE, PR 1KY	Diesel	FWD	1896	110	150	05.01-05.05	■

LISTA DE APLICACIONES - BUYERS GUIDE

1.9 TDI 4motion (ARL)	PR 2EG, PR 2EE, PR 1KY, PR 1KE	Diesel	4WD	1896	110	150	05.01-05.05	■
CADDY III (2KA, 2KH, 2CA, 2CH) 03.04-03.16					Box Body/MPV (LCVs-N1 Segment)			
1.2 TSI (CBZA)		Gasolina	FWD	1197	63	86	09.10-05.15	■
1.4 (BUD)		Gasolina	FWD	1390	59	80	05.06-08.10	■
1.6 (BGU)		Gasolina	FWD	1595	75	102	04.04-05.15	■
1.6 (BSE)		Gasolina	FWD	1595	75	102	04.04-05.15	■
1.6 (BSF)		Gasolina	FWD	1595	75	102	04.04-05.15	■
1.6 BiFuel (CHGA)		Gasol./Gas (LPG)	FWD	1595	75	102	05.11-05.15	■
1.6 TDI (CAYE)		Diesel	FWD	1598	55	75	08.10-05.15	■
1.9 TDI (BSU)		Diesel	FWD	1896	55	75	09.05-08.10	■
2.0 SDI (BDJ)		Diesel	FWD	1968	51	70	03.04-08.10	■
2.0 SDI (BST)		Diesel	FWD	1968	51	70	03.04-08.10	■
2.0 TDI (CFHE)		Diesel	FWD	1968	62	85	11.10-05.15	■
2.0 TDI 4motion (CFHE)		Diesel	4WD	1968	62	85	12.10-05.15	■
CADDY III (2KB, 2KJ, 2CB, 2CJ) 03.04-03.16					MPV (Mini MPV-M1 Segment)			
1.2 TSI (CBZA)		Gasolina	FWD	1197	63	86	09.10-05.15	■
1.2 TSI (CBZB)		Gasolina	FWD	1197	77	105	09.10-05.15	■
1.4 (BUD)		Gasolina	FWD	1390	59	80	05.06-08.10	■
1.6		Gasolina	FWD	1595	65	88	01.05-12.09	■
1.6 BiFuel (CHGA)		Gasol./Gas (LPG)	FWD	1595	75	102	05.11-05.15	■
1.6 TDI (CAYE)		Diesel	FWD	1598	55	75	08.10-05.15	■
1.9 D		Diesel	FWD	1896	48	65	10.05-06.09	■
1.9 TDI (BSU)		Diesel	FWD	1896	55	75	09.05-08.10	■
1.9 TDI (BJB)		Diesel	FWD	1896	77	105	04.04-08.10	■
1.9 TDI (BLS)		Diesel	FWD	1896	77	105	04.04-08.10	■
2.0 SDI (BDJ)		Diesel	FWD	1968	51	70	03.04-08.10	■
2.0 SDI (BST)		Diesel	FWD	1968	51	70	03.04-08.10	■
2.0 TDI (CLCA)		Diesel	FWD	1968	81	110	08.10-05.15	■
CORRADO (53I) 08.87-12.95					Coupe (Compact car-C Segment)			
1.8 G60 (PG)		Gasolina	FWD	1781	118	160	09.88-09.93	■
2.9 VR6 (ABV)		Gasolina	FWD	2861	140	190	08.91-12.95	■
EOS (1F7, 1F8) 03.06-08.15					Convertible (Compact car-C Segment)			
1.4 TSI (CAXA)	PR 1KD	Gasolina	FWD	1390	90	122	11.07-08.15	■
1.4 TSI (CAVD)	PR 1KD	Gasolina	FWD	1390	118	160	05.08-08.15	■
1.4 TSI (CTHD)	PR 1KD	Gasolina	FWD	1390	118	160	05.08-08.15	■
1.6 FSI (BLF)	PR 1KD	Gasolina	FWD	1598	85	115	06.06-05.08	■
2.0 FSI (BVY)	PR 1KD	Gasolina	FWD	1984	110	150	03.06-05.08	■
2.0 FSI (BVZ)	PR 1KD	Gasolina	FWD	1984	110	150	03.06-05.08	■
2.0 TSI (CCZB)		Gasolina	FWD	1984	155	210	11.09-08.15	■
2.0 TDI (CFFA)	PR 1KD	Diesel	FWD	1968	100	136	11.10-08.15	■
2.0 TDI (BMM)	PR 1KD	Diesel	FWD	1968	103	140	06.06-05.08	■
2.0 TDI 16V (CBAB)	PR 1KD	Diesel	FWD	1968	103	140	05.08-08.15	■
2.0 TDI 16V (CFFB)	PR 1KD	Diesel	FWD	1968	103	140	05.08-08.15	■
GOLF III (1H1) 10.89-11.00					Hatchback (Compact car-C Segment)			
1.6 (AEK)	disc brak.rear axle	Gasolina	FWD	1595	74	101	07.95-08.97	■
1.6 (AFT)	disc brak.rear axle	Gasolina	FWD	1595	74	101	07.95-08.97	■
1.6 (AKS)	disc brak.rear axle	Gasolina	FWD	1595	74	101	07.95-08.97	■
1.8 (AAM)		Gasolina	FWD	1781	55	75	11.91-08.97	■

LISTA DE APLICACIONES - BUYERS GUIDE

1.8 (ABS)	sports chassis	Gasolina	FWD	1781	66	90	11.91-08.97	■
1.8 (ACC)	sports chassis	Gasolina	FWD	1781	66	90	11.91-08.97	■
1.8 (ADD)	sports chassis	Gasolina	FWD	1781	66	90	11.91-08.97	■
1.8 (ADZ)	sports chassis	Gasolina	FWD	1781	66	90	11.91-08.97	■
2.0 (AAC)		Gasolina	FWD	1968	62	84	08.92-07.98	■
2.0 GL (AEP)		Gasolina	FWD	1984	79	107	08.95-09.97	■
2.0 (2E)		Gasolina	FWD	1984	85	115	11.91-08.97	■
2.0 (ABA)		Gasolina	FWD	1984	85	115	11.91-08.97	■
2.0 (ADC)		Gasolina	FWD	1984	85	115	11.91-08.97	■
2.0 (ADY)		Gasolina	FWD	1984	85	115	11.91-08.97	■
2.0 (AGG)		Gasolina	FWD	1984	85	115	11.91-08.97	■
2.0 (AKR)		Gasolina	FWD	1984	85	115	11.91-08.97	■
2.0 Syncro (1HX1) (AGG)		Gasolina	4WD	1984	85	115	08.95-08.97	■
2.0 GTI 16V (ABF)		Gasolina	FWD	1984	110	150	08.92-12.97	■
2.8 VR6 (AAA)		Gasolina	FWD	2792	120	163	08.95-09.97	■
2.8 VR6 (AAA)		Gasolina	FWD	2792	128	174	01.92-08.97	■
2.9 VR6 Syncro (1HX1) (ABV)		Gasolina	4WD	2861	140	190	10.94-08.97	■
1.9 TDI (AFN)		Diesel	FWD	1896	81	110	04.96-08.97	■
GOLF III / CABRIO III (1E7) 07.93-05.98					Convertible (Compact car-C Segment)			
1.6 (AEK)	disc brak.rear axle, vehicles with ABS	Gasolina	FWD	1595	74	101	10.94-02.98	■
1.6 (AFT)	disc brak.rear axle, vehicles with ABS	Gasolina	FWD	1595	74	101	10.94-02.98	■
1.6 (AKS)	disc brak.rear axle, vehicles with ABS	Gasolina	FWD	1595	74	101	10.94-02.98	■
1.8 (AAM)	disc brak.rear axle, vehicles with ABS	Gasolina	FWD	1781	55	75	07.93-05.98	■
1.8 (ABS)	disc brak.rear axle, vehicles with ABS	Gasolina	FWD	1781	66	90	07.93-05.98	■
1.8 (ADZ)	disc brak.rear axle, vehicles with ABS	Gasolina	FWD	1781	66	90	07.93-05.98	■
2.0 (2E)	disc brak.rear axle, vehicles with ABS	Gasolina	FWD	1984	85	115	07.93-05.98	■
2.0 (ABA)	disc brak.rear axle, vehicles with ABS	Gasolina	FWD	1984	85	115	07.93-05.98	■
2.0 (ADY)	disc brak.rear axle, vehicles with ABS	Gasolina	FWD	1984	85	115	07.93-05.98	■
2.0 (AGG)	disc brak.rear axle, vehicles with ABS	Gasolina	FWD	1984	85	115	07.93-05.98	■
2.0 (AKR)	disc brak.rear axle, vehicles with ABS	Gasolina	FWD	1984	85	115	07.93-05.98	■
1.9 TDI (1Z)	disc brak.rear axle, vehicles with ABS	Diesel	FWD	1896	66	90	08.95-05.98	■
1.9 TDI (AHU)	disc brak.rear axle, vehicles with ABS	Diesel	FWD	1896	66	90	08.95-05.98	■
1.9 TDI (ALE)	disc brak.rear axle, vehicles with ABS	Diesel	FWD	1896	66	90	08.95-05.98	■
1.9 TDI (AFN)	disc brak.rear axle, vehicles with ABS	Diesel	FWD	1896	81	110	07.96-05.98	■
GOLF III Van (1H5) 08.91-12.99					Estate Van (Compact car-C Segment)			
1.8 (AAM)	disc brak.rear axle	Gasolina	FWD	1781	55	75	07.93-02.99	■
1.8 (ABS)	disc brak.rear axle	Gasolina	FWD	1781	66	90	08.93-12.99	■
1.8 (ADZ)	disc brak.rear axle	Gasolina	FWD	1781	66	90	08.93-12.99	■
1.9 TDI (1Z)	disc brak.rear axle	Diesel	FWD	1896	66	90	08.93-12.99	■
1.9 TDI (AHU)	disc brak.rear axle	Diesel	FWD	1896	66	90	08.93-12.99	■
1.9 TDI (AFN)	disc brak.rear axle	Diesel	FWD	1896	81	110	05.96-02.99	■
GOLF III Van (1H1) 08.91-12.97					Hatchback Van (Compact car-C Segment)			
1.8 (AAM)		Gasolina	FWD	1781	55	75	08.91-07.95	■

LISTA DE APLICACIONES - BUYERS GUIDE

1.8 (ABS)		Gasolina	FWD	1781	66	90	08.91-12.97	■
1.8 (ADZ)		Gasolina	FWD	1781	66	90	08.91-12.97	■
2.0 (AGG)		Gasolina	FWD	1984	85	116	08.95-09.97	■
2.0 GTI (ABF)		Gasolina	FWD	1984	110	150	08.91-09.97	■
GOLF III Variant (1H5) 07.93-04.99					Estate (Compact car-C Segment)			
1.6 (AEK)	disc brak.rear axle	Gasolina	FWD	1595	74	101	07.94-04.99	■
1.6 (AFT)	disc brak.rear axle	Gasolina	FWD	1595	74	101	07.94-04.99	■
1.6 (AKS)	disc brak.rear axle	Gasolina	FWD	1595	74	101	07.94-04.99	■
1.8 (AAM)	disc brak.rear axle	Gasolina	FWD	1781	55	75	07.93-04.99	■
1.8 (ANN)	disc brak.rear axle	Gasolina	FWD	1781	55	75	07.93-04.99	■
1.8 (ABS)	disc brak.rear axle	Gasolina	FWD	1781	66	90	07.93-04.99	■
1.8 (ADZ)	disc brak.rear axle	Gasolina	FWD	1781	66	90	07.93-04.99	■
1.8 (ANP)	disc brak.rear axle	Gasolina	FWD	1781	66	90	07.93-04.99	■
1.8 Syncro (ADZ)	disc brak.rear axle	Gasolina	4WD	1781	66	90	10.94-04.99	■
2.0 (AEP)	disc brak.rear axle	Gasolina	FWD	1984	79	107	08.95-04.96	■
2.0 (2E)	01/95-, Germany, Eq.V_ GT, disc brak.rear axle	Gasolina	FWD	1984	85	115	07.93-04.99	■
2.0 (ADY)	01/95-, Germany, Eq.V_ GT, disc brak.rear axle	Gasolina	FWD	1984	85	115	07.93-04.99	■
2.0 (AGG)	01/95-, Germany, Eq.V_ GT, disc brak.rear axle	Gasolina	FWD	1984	85	115	07.93-04.99	■
2.0 (AKR)	01/95-, Germany, Eq.V_ GT, disc brak.rear axle	Gasolina	FWD	1984	85	115	07.93-04.99	■
2.0 Syncro (AGG)	disc brak.rear axle	Gasolina	4WD	1984	85	115	08.95-04.99	■
2.9 VR6	01/96-	Gasolina	FWD	2861	140	190	10.94-04.99	■
2.9 VR6 Syncro (ABV)	01/96-	Gasolina	4WD	2861	140	190	10.94-04.99	■
1.9 TDI (1Z)	disc brak.rear axle	Diesel	FWD	1896	66	90	03.94-04.99	■
1.9 TDI (AHU)	disc brak.rear axle	Diesel	FWD	1896	66	90	03.94-04.99	■
1.9 TDI (ALE)	disc brak.rear axle	Diesel	FWD	1896	66	90	03.94-04.99	■
1.9 TDI Syncro (1Z)	disc brak.rear axle	Diesel	4WD	1896	66	90	07.95-04.99	■
1.9 TDI Syncro (AHU)	disc brak.rear axle	Diesel	4WD	1896	66	90	07.95-04.99	■
1.9 TDI Syncro (ALE)	disc brak.rear axle	Diesel	4WD	1896	66	90	07.95-04.99	■
1.9 TDI (AFN)	disc brak.rear axle	Diesel	FWD	1896	81	110	04.96-04.99	■
GOLF IV (1J1) 08.97-04.08					Hatchback (Compact car-C Segment)			
1.4 16V (AHW)	PR 1KP, PR 1KK, PR 1KS, PR 1KV, PR 1KT, PR 1KU, PR 2EE, PR 1KY	Gasolina	FWD	1390	55	75	10.97-05.04	■
1.4 16V (AKQ)	PR 1KP, PR 1KK, PR 1KS, PR 1KV, PR 1KT, PR 1KU, PR 2EE, PR 1KY	Gasolina	FWD	1390	55	75	10.97-05.04	■
1.4 16V (APE)	PR 1KP, PR 1KK, PR 1KS, PR 1KV, PR 1KT, PR 1KU, PR 2EE, PR 1KY	Gasolina	FWD	1390	55	75	10.97-05.04	■
1.4 16V (AXP)	PR 1KP, PR 1KK, PR 1KS, PR 1KV, PR 1KT, PR 1KU, PR 2EE, PR 1KY	Gasolina	FWD	1390	55	75	10.97-05.04	■
1.4 16V (BCA)	PR 1KP, PR 1KK, PR 1KS, PR 1KV, PR 1KT, PR 1KU, PR 2EE, PR 1KY	Gasolina	FWD	1390	55	75	10.97-05.04	■
1.6 (AEH)	PR 1KP, PR 1KK, PR 1KS, PR 1KV, PR 1KT, PR 1KU, PR 2EE, PR 1KY	Gasolina	FWD	1595	74	100	08.97-05.04	■
1.6 (AKL)	PR 1KP, PR 1KK, PR 1KS, PR 1KV, PR 1KT, PR 1KU, PR 2EE, PR 1KY	Gasolina	FWD	1595	74	100	08.97-05.04	■
1.6 (APF)	PR 1KP, PR 1KK, PR 1KS, PR 1KV, PR 1KT, PR 1KU, PR 2EE, PR 1KY	Gasolina	FWD	1595	74	100	08.97-05.04	■
1.6 (AVU)	PR 1KP, PR 1KK, PR 1KS, PR 1KV, PR 1KT, PR 1KU, PR 2EE, PR 1KY	Gasolina	FWD	1595	75	102	08.00-06.05	■

LISTA DE APLICACIONES - BUYERS GUIDE

1.6 (BFQ)	PR 1KP, PR 1KK, PR 1KS, PR 1KV, PR 1KT, PR 1KU, PR 2EE, PR 1KY	Gasolina	FWD	1595	75	102	08.00-06.05	■
1.6 (BAH)	PR 1KP, PR 1KK, PR 1KS, PR 1KV, PR 1KT, PR 1KU, PR 2EE, PR 1KY	Gasolina	FWD	1598	74	101	02.01-03.07	■
1.6 16V (ATN)	PR 1KP, PR 1KK, PR 1KS, PR 1KV, PR 1KT, PR 1KU, PR 2EE, PR 1KY	Gasolina	FWD	1598	77	105	02.00-06.05	■
1.6 16V (AUS)	PR 1KP, PR 1KK, PR 1KS, PR 1KV, PR 1KT, PR 1KU, PR 2EE, PR 1KY	Gasolina	FWD	1598	77	105	02.00-06.05	■
1.6 16V (AZD)	PR 1KP, PR 1KK, PR 1KS, PR 1KV, PR 1KT, PR 1KU, PR 2EE, PR 1KY	Gasolina	FWD	1598	77	105	02.00-06.05	■
1.6 16V (BCB)	PR 1KP, PR 1KK, PR 1KS, PR 1KV, PR 1KT, PR 1KU, PR 2EE, PR 1KY	Gasolina	FWD	1598	77	105	02.00-06.05	■
1.6 FSI (BAD)	PR 1KP, PR 1KK, PR 1KS, PR 1KV, PR 1KT, PR 1KU, PR 2EE, PR 1KY	Gasolina	FWD	1598	81	110	01.02-06.05	■
1.8 (AGN)	PR 1KP, PR 1KK, PR 1KS, PR 1KV, PR 1KT, PR 1KU, PR 2EE, PR 1KY	Gasolina	FWD	1781	92	125	08.97-06.05	■
1.8 4motion (AGN)	PR 1KK, PR 1KS, PR 1KV, PR 1KP, PR 1KT	Gasolina	4WD	1781	92	125	05.98-06.05	■
1.8 T (AGU)	PR 1KK, PR 1KS, PR 1KV, PR 1KU, PR 2EE, PR 1KY	Gasolina	FWD	1781	110	150	08.97-06.05	■
1.8 T (AQA)	PR 1KK, PR 1KS, PR 1KV, PR 1KU, PR 2EE, PR 1KY	Gasolina	FWD	1781	110	150	08.97-06.05	■
1.8 T (ARZ)	PR 1KK, PR 1KS, PR 1KV, PR 1KU, PR 2EE, PR 1KY	Gasolina	FWD	1781	110	150	08.97-06.05	■
1.8 T (AUM)	PR 1KK, PR 1KS, PR 1KV, PR 1KU, PR 2EE, PR 1KY	Gasolina	FWD	1781	110	150	08.97-06.05	■
1.8 T (AWD)	PR 1KK, PR 1KS, PR 1KV, PR 1KU, PR 2EE, PR 1KY	Gasolina	FWD	1781	110	150	08.97-06.05	■
1.8 T (AWW)	PR 1KK, PR 1KS, PR 1KV, PR 1KU, PR 2EE, PR 1KY	Gasolina	FWD	1781	110	150	08.97-06.05	■
1.8 T GTI (AUQ)	discØ 256, PR 1KY, PR E54, PR 1KK, PR 1KS, PR 1KV, PR 1KP, PR 1KT, PR 1KU, PR 2EE	Gasolina	FWD	1781	132	180	08.01-06.05	■
1.8 T GTI (AWP)	discØ 256, PR 1KY, PR E54, PR 1KK, PR 1KS, PR 1KV, PR 1KP, PR 1KT, PR 1KU, PR 2EE	Gasolina	FWD	1781	132	180	08.01-06.05	■
2.0 (AEG)	PR 1KK, PR 1KS, PR 1KV, PR 1KU, PR 2EE, PR 1KY	Gasolina	FWD	1984	85	115	07.98-05.04	■
2.0 (APK)	PR 1KK, PR 1KS, PR 1KV, PR 1KU, PR 2EE, PR 1KY	Gasolina	FWD	1984	85	115	07.98-05.04	■
2.0 (AQY)	PR 1KK, PR 1KS, PR 1KV, PR 1KU, PR 2EE, PR 1KY	Gasolina	FWD	1984	85	115	07.98-05.04	■
2.0 (AVH)	PR 1KK, PR 1KS, PR 1KV, PR 1KU, PR 2EE, PR 1KY	Gasolina	FWD	1984	85	115	07.98-05.04	■
2.0 (AZG)	PR 1KK, PR 1KS, PR 1KV, PR 1KU, PR 2EE, PR 1KY	Gasolina	FWD	1984	85	115	07.98-05.04	■
2.0 (AZJ)	PR 1KK, PR 1KS, PR 1KV, PR 1KU, PR 2EE, PR 1KY	Gasolina	FWD	1984	85	115	07.98-05.04	■
2.0 (BER)	PR 1KK, PR 1KS, PR 1KV, PR 1KU, PR 2EE, PR 1KY	Gasolina	FWD	1984	85	115	07.98-05.04	■
2.0 (BEV)	PR 1KK, PR 1KS, PR 1KV, PR 1KU, PR 2EE, PR 1KY	Gasolina	FWD	1984	85	115	07.98-05.04	■
2.0 4motion (AZH)	PR 1KK, PR 1KS, PR 1KV, PR 1KU, PR 2EE, PR 1KY	Gasolina	4WD	1984	85	115	10.00-06.05	■
2.0 4motion (AZJ)	PR 1KK, PR 1KS, PR 1KV, PR 1KU, PR 2EE, PR 1KY	Gasolina	4WD	1984	85	115	10.00-06.05	■
2.3 V5 (AGZ)	PR 1KP, PR 1KK, PR 1KS, PR 1KV, PR 1KT, PR 1KU, PR 2EE, PR 1KY	Gasolina	FWD	2324	110	150	08.97-10.00	■
2.3 V5 4motion (AGZ)	PR 1KE, PR 1KU, PR 1KY, PR 2EE	Gasolina	4WD	2324	110	150	12.98-10.00	■

LISTA DE APLICACIONES - BUYERS GUIDE

2.3 V5 (AQN)	discØ 256, PR 1KY, PR E54, PR 1KK, PR 1KS, PR 1KV, PR 1KP, PR 1KT, PR 1KU, PR 2EE	Gasolina	FWD	2324	125	170	10.00-06.05	■
2.3 V5 4motion (AQN)	discØ 256	Gasolina	4WD	2324	125	170	10.00-06.05	■
2.8 VR6	PR 1KP, PR 1KK, PR 1KS, PR 1KV, PR 1KT, PR 1KU, PR 2EE, PR 1KY	Gasolina	FWD	2792	130	177	01.99-12.02	■
2.8 VR6		Gasolina	FWD	2792	147	200	03.02-06.05	■
2.8 VR6 4motion (AQP)	discØ 256	Gasolina	4WD	2792	150	204	03.99-06.05	■
2.8 VR6 4motion (AUE)	discØ 256	Gasolina	4WD	2792	150	204	03.99-06.05	■
2.8 VR6 4motion (BDE)	discØ 256	Gasolina	4WD	2792	150	204	03.99-06.05	■
3.2 R32 4motion (BFH)		Gasolina	4WD	3189	177	241	09.02-06.05	■
3.2 R32 4motion (BJS)		Gasolina	4WD	3189	177	241	09.02-06.05	■
3.2 R32 4motion (BML)		Gasolina	4WD	3189	177	241	09.02-06.05	■
2.0 BiFuel (BEH)	PR 1KK, PR 1KS, PR 1KV, PR 1KU, PR 2EE, PR 1KY	Gasol./Gas (CNG)	FWD	1984	85	116	05.02-05.03	■
1.6 TotalFlex	PR 1KP, PR 1KK, PR 1KS, PR 1KV, PR 1KT, PR 1KU, PR 2EE, PR 1KY	Gasol./Etanol	FWD	1598	76	103	02.01-04.08	■
1.9 SDI (AGP)	PR 1KP, PR 1KK, PR 1KS, PR 1KV, PR 1KT, PR 1KU, PR 2EE, PR 1KY	Diesel	FWD	1896	50	68	08.97-06.05	■
1.9 SDI (AQM)	PR 1KP, PR 1KK, PR 1KS, PR 1KV, PR 1KT, PR 1KU, PR 2EE, PR 1KY	Diesel	FWD	1896	50	68	08.97-06.05	■
1.9 TD	PR 1KP, PR 1KK, PR 1KS, PR 1KV, PR 1KT, PR 1KU, PR 2EE, PR 1KY	Diesel	FWD	1896	55	75	10.97-09.99	■
1.9 TDI (AGR)	PR 1KP, PR 1KK, PR 1KS, PR 1KV, PR 1KT, PR 1KU, PR 2EE, PR 1KY	Diesel	FWD	1896	66	90	10.97-05.04	■
1.9 TDI (ALH)	PR 1KP, PR 1KK, PR 1KS, PR 1KV, PR 1KT, PR 1KU, PR 2EE, PR 1KY	Diesel	FWD	1896	66	90	10.97-05.04	■
1.9 TDI 4motion (AGR)	PR 1KK, PR 1KS, PR 1KV, PR 1KP, PR 1KT	Diesel	4WD	1896	66	90	07.98-04.02	■
1.9 TDI (ATD)	PR 1KK, PR 1KS, PR 1KV, PR 1KU, PR 2EE, PR 1KY	Diesel	FWD	1896	74	101	09.00-06.05	■
1.9 TDI (AXR)	PR 1KK, PR 1KS, PR 1KV, PR 1KU, PR 2EE, PR 1KY	Diesel	FWD	1896	74	101	09.00-06.05	■
1.9 TDI (BEW)	PR 1KK, PR 1KS, PR 1KV, PR 1KU, PR 2EE, PR 1KY	Diesel	FWD	1896	74	101	09.00-06.05	■
1.9 TDI 4motion (ATD)	PR 1KK, PR 1KS, PR 1KV	Diesel	4WD	1896	74	101	09.00-06.05	■
1.9 TDI (AHF)	PR 1KP, PR 1KK, PR 1KS, PR 1KV, PR 1KT, PR 1KU, PR 2EE, PR 1KY	Diesel	FWD	1896	81	110	08.97-05.04	■
1.9 TDI (ASV)	PR 1KP, PR 1KK, PR 1KS, PR 1KV, PR 1KT, PR 1KU, PR 2EE, PR 1KY	Diesel	FWD	1896	81	110	08.97-05.04	■
1.9 TDI (AJM)	PR 1KP, PR 1KK, PR 1KS, PR 1KV, PR 1KT, PR 1KU, PR 2EE, PR 1KY	Diesel	FWD	1896	85	115	12.98-06.01	■
1.9 TDI (AUY)	PR 1KP, PR 1KK, PR 1KS, PR 1KV, PR 1KT, PR 1KU, PR 2EE, PR 1KY	Diesel	FWD	1896	85	115	12.98-06.01	■
1.9 TDI 4motion (AJM)	PR 1KE, PR 2EG	Diesel	4WD	1896	85	115	09.99-06.01	■
1.9 TDI 4motion (AUY)	PR 1KE, PR 2EG	Diesel	4WD	1896	85	115	09.99-06.01	■
1.9 TDI (ASZ)	PR 1KK, PR 1KS, PR 1KV, PR 1KU, PR 2EE, PR 1KY	Diesel	FWD	1896	96	130	11.00-06.05	■
1.9 TDI 4motion (ASZ)	PR 1KK, PR 1KS, PR 1KV, PR 1KU, PR 2EE, PR 1KY	Diesel	4WD	1896	96	130	11.00-06.05	■
1.9 TDI (ARL)	PR 1KK, PR 1KS, PR 1KV, PR 1KU, PR 2EE, PR 1KY	Diesel	FWD	1896	110	150	05.00-06.05	■
1.9 TDI 4motion (ARL)	PR 1KK, PR 1KS, PR 1KV, PR 1KU, PR 2EE, PR 1KY	Diesel	4WD	1896	110	150	02.00-06.05	■

LISTA DE APLICACIONES - BUYERS GUIDE

GOLF IV / CABRIO IV (1E7) 06.98-12.02						Convertible (Compact car-C Segment)			
1.6 (AFT)	-12/00, PR 1KK, vehicles with ABS, PR 2EH, PR 1KD	Gasolina	FWD	1595	74	100	06.98-06.02		■
1.6 (AKS)	-12/00, PR 1KK, vehicles with ABS, PR 2EH, PR 1KD	Gasolina	FWD	1595	74	100	06.98-06.02		■
1.8 (AAM)	-12/00, PR 1KK, vehicles with ABS, PR 2EH, PR 1KD	Gasolina	FWD	1781	55	75	06.98-06.02		■
1.8 (ANN)	-12/00, PR 1KK, vehicles with ABS, PR 2EH, PR 1KD	Gasolina	FWD	1781	55	75	06.98-06.02		■
1.8 (ADZ)	-12/00, PR 1KK, vehicles with ABS, PR 2EH, PR 1KD	Gasolina	FWD	1781	66	90	06.98-06.02		■
1.8 (ANP)	-12/00, PR 1KK, vehicles with ABS, PR 2EH, PR 1KD	Gasolina	FWD	1781	66	90	06.98-06.02		■
1.8	vehicles with ABS, PR 1KK, PR 2EH, PR 1KD	Gasolina	FWD	1781	81	110	01.00-12.02		■
2.0 (ABA)	PR 1KK, vehicles with ABS, PR 2EH, PR 1KD	Gasolina	FWD	1984	85	115	06.98-06.02		■
2.0 (AGG)	PR 1KK, vehicles with ABS, PR 2EH, PR 1KD	Gasolina	FWD	1984	85	115	06.98-06.02		■
2.0 (AKR)	PR 1KK, vehicles with ABS, PR 2EH, PR 1KD	Gasolina	FWD	1984	85	115	06.98-06.02		■
2.0 (ATU)	PR 1KK, vehicles with ABS, PR 2EH, PR 1KD	Gasolina	FWD	1984	85	115	06.98-06.02		■
2.0 (AWF)	PR 1KK, vehicles with ABS, PR 2EH, PR 1KD	Gasolina	FWD	1984	85	115	06.98-06.02		■
2.0 (AWG)	PR 1KK, vehicles with ABS, PR 2EH, PR 1KD	Gasolina	FWD	1984	85	115	06.98-06.02		■
1.9 TDI (AHU)	PR 1KK, vehicles with ABS, PR 2EH, PR 1KD	Diesel	FWD	1896	66	90	06.98-06.02		■
1.9 TDI (ALE)	PR 1KK, vehicles with ABS, PR 2EH, PR 1KD	Diesel	FWD	1896	66	90	06.98-06.02		■
1.9 TDI (AFN)	PR 1KK, vehicles with ABS, PR 2EH, PR 1KD	Diesel	FWD	1896	81	110	06.98-06.02		■
1.9 TDI (AVG)	PR 1KK, vehicles with ABS, PR 2EH, PR 1KD	Diesel	FWD	1896	81	110	06.98-06.02		■
GOLF IV VAN Variant / JETTA IV (1J5) 05.99-06.06						Estate Van (Compact car-C Segment)			
1.4 (AXP)	PR 1KP, PR 1KT, PR 1KX, PR 2EE, PR 1KY	Gasolina	FWD	1390	55	75	05.00-06.06		■
1.4 (BCA)	PR 1KP, PR 1KT, PR 1KX, PR 2EE, PR 1KY	Gasolina	FWD	1390	55	75	05.00-06.06		■
1.6 (AUS)	PR 1KP, PR 1KT, PR 1KX, PR 2EE, PR 1KY	Gasolina	FWD	1598	77	105	05.00-06.06		■
1.6 (AZD)	PR 1KP, PR 1KT, PR 1KX, PR 2EE, PR 1KY	Gasolina	FWD	1598	77	105	05.00-06.06		■
1.6 (BCB)	PR 1KP, PR 1KT, PR 1KX, PR 2EE, PR 1KY	Gasolina	FWD	1598	77	105	05.00-06.06		■
1.9 SDI (AQM)	PR 1KP, PR 1KT, PR 1KX, PR 2EE, PR 1KY	Diesel	FWD	1896	50	68	05.99-05.06		■
1.9 TDI (AGR)	PR 1KP, PR 1KT, PR 1KX, PR 2EE, PR 1KY	Diesel	FWD	1896	66	90	05.99-05.06		■
1.9 TDI (ALH)	PR 1KP, PR 1KT, PR 1KX, PR 2EE, PR 1KY	Diesel	FWD	1896	66	90	05.99-05.06		■
1.9 TDI (ATD)	PR 1KP, PR 1KT, PR 1KX, PR 2EE, PR 1KY	Diesel	FWD	1896	74	101	02.00-06.06		■
1.9 TDI (AXR)	PR 1KP, PR 1KT, PR 1KX, PR 2EE, PR 1KY	Diesel	FWD	1896	74	101	02.00-06.06		■
1.9 TDI (AHF)	PR 1KP, PR 1KT, PR 1KX, PR 2EE, PR 1KY	Diesel	FWD	1896	81	110	05.99-05.06		■
1.9 TDI (ASV)	PR 1KP, PR 1KT, PR 1KX, PR 2EE, PR 1KY	Diesel	FWD	1896	81	110	05.99-05.06		■
1.9 TDI (AJM)	PR 1KP, PR 1KT, PR 1KX, PR 2EE, PR 1KY	Diesel	FWD	1896	85	116	05.99-04.02		■
1.9 TDI	PR 1KP, PR 1KT, PR 1KX, PR 2EL, PR 1KU, PR 2EE, PR 1KY, PR E54	Diesel	FWD	1896	96	131	04.01-05.06		■
GOLF IV Variant / JETTA IV (1J5) 05.99-06.06						Estate (Compact car-C Segment)			
1.4 16V (AHW)	PR 1KP, PR 1KT, PR 1KX, PR 2EE, PR 1KY	Gasolina	FWD	1390	55	75	05.99-06.06		■

LISTA DE APLICACIONES - BUYERS GUIDE

1.4 16V (AKQ)	PR 1KP, PR 1KT, PR 1KX, PR 2EE, PR 1KY	Gasolina	FWD	1390	55	75	05.99-06.06	■
1.4 16V (APE)	PR 1KP, PR 1KT, PR 1KX, PR 2EE, PR 1KY	Gasolina	FWD	1390	55	75	05.99-06.06	■
1.4 16V (AXP)	PR 1KP, PR 1KT, PR 1KX, PR 2EE, PR 1KY	Gasolina	FWD	1390	55	75	05.99-06.06	■
1.4 16V (BCA)	PR 1KP, PR 1KT, PR 1KX, PR 2EE, PR 1KY	Gasolina	FWD	1390	55	75	05.99-06.06	■
1.6 (AEH)	PR 1KP, PR 1KT, PR 1KX, PR 2EE, PR 1KY	Gasolina	FWD	1595	74	101	05.99-04.02	■
1.6 (AKL)	PR 1KP, PR 1KT, PR 1KX, PR 2EE, PR 1KY	Gasolina	FWD	1595	74	101	05.99-04.02	■
1.6 (APF)	PR 1KP, PR 1KT, PR 1KX, PR 2EE, PR 1KY	Gasolina	FWD	1595	74	101	05.99-04.02	■
1.6 (AVU)	PR 1KP, PR 1KT, PR 1KX, PR 2EE, PR 1KY	Gasolina	FWD	1595	75	102	08.00-06.06	■
1.6 (BFQ)	PR 1KP, PR 1KT, PR 1KX, PR 2EE, PR 1KY	Gasolina	FWD	1595	75	102	08.00-06.06	■
1.6 16V (ATN)	PR 1KP, PR 1KT, PR 1KX, PR 2EE, PR 1KY	Gasolina	FWD	1598	77	105	02.00-06.06	■
1.6 16V (AUS)	PR 1KP, PR 1KT, PR 1KX, PR 2EE, PR 1KY	Gasolina	FWD	1598	77	105	02.00-06.06	■
1.6 16V (AZD)	PR 1KP, PR 1KT, PR 1KX, PR 2EE, PR 1KY	Gasolina	FWD	1598	77	105	02.00-06.06	■
1.6 16V (BCB)	PR 1KP, PR 1KT, PR 1KX, PR 2EE, PR 1KY	Gasolina	FWD	1598	77	105	02.00-06.06	■
1.6 FSI (BAD)	PR 1KP, PR 1KT, PR 1KX, PR 2EE, PR 1KY	Gasolina	FWD	1598	81	110	01.02-06.06	■
1.6 FSI	PR 1KP, PR 1KT, PR 1KX, PR 2EE, PR 1KY	Gasolina	FWD	1598	85	116	10.03-07.04	■
1.8 4motion (AGN)	PR 1KE	Gasolina	4WD	1781	92	125	05.99-06.06	■
1.8 T (AGU)	PR 1KP, PR 1KT, PR 1KX, PR 2EL, PR 1KU, PR 2EE, PR 1KY, PR E54	Gasolina	FWD	1781	110	150	05.00-06.06	■
1.8 T (ARZ)	PR 1KP, PR 1KT, PR 1KX, PR 2EL, PR 1KU, PR 2EE, PR 1KY, PR E54	Gasolina	FWD	1781	110	150	05.00-06.06	■
1.8 T (AUM)	PR 1KP, PR 1KT, PR 1KX, PR 2EL, PR 1KU, PR 2EE, PR 1KY, PR E54	Gasolina	FWD	1781	110	150	05.00-06.06	■
1.8 T	PR 1KP, PR 1KT, PR 1KX, PR 2EL, PR 1KU, PR 2EE, PR 1KY, PR E54	Gasolina	FWD	1781	127	173	09.99-12.01	■
2.0 (APK)	PR 1KP, PR 1KT, PR 1KX, PR 2EE, PR 1KY	Gasolina	FWD	1984	85	115	05.99-06.06	■
2.0 (AQY)	PR 1KP, PR 1KT, PR 1KX, PR 2EE, PR 1KY	Gasolina	FWD	1984	85	115	05.99-06.06	■
2.0 (AZJ)	PR 1KP, PR 1KT, PR 1KX, PR 2EE, PR 1KY	Gasolina	FWD	1984	85	115	05.99-06.06	■
2.0 4motion (AZH)	PR 1KE	Gasolina	4WD	1984	85	115	10.00-06.06	■
2.0 4motion (AZJ)	PR 1KE	Gasolina	4WD	1984	85	115	10.00-06.06	■
2.0 4motion (ATF)	PR 1KE	Gasolina	4WD	1984	88	120	12.99-06.06	■
2.3 V5 (AGZ)	PR 1KP, PR 1KT, PR 1KX, PR 2EL, PR 1KU, PR 2EE, PR 1KY, PR E54	Gasolina	FWD	2324	110	150	05.99-06.06	■
2.3 V5 4motion (AGZ)	PR 1KE, PR 2EG, PR 2EL, PR 1KU, PR 1KY, PR 2EE, PR E54	Gasolina	4WD	2324	110	150	05.99-06.06	■
2.3 V5 (AQN)	discØ 256, PR 1KY, PR E54, PR 1KP, PR 1KT, PR 1KX, PR 2EL, PR 1KU, PR 2EE	Gasolina	FWD	2324	125	170	10.00-06.06	■
2.3 V5 4motion (AQN)	discØ 256, PR 1KE, PR 2EG, PR 2EL, PR 1KU, PR 1KY, PR 2EE, PR E54	Gasolina	4WD	2324	125	170	10.00-06.06	■
2.8 V6	PR 1KP, PR 1KT, PR 1KX, PR 2EL, PR 1KU, PR 2EE, PR 1KY, PR E54	Gasolina	FWD	2792	128	174	09.00-12.04	■
2.8 V6 4motion (AQP)	discØ 256, PR 1KE, PR 2EG, PR 2EL, PR 1KU, PR 1KY, PR 2EE, PR E54	Gasolina	4WD	2792	150	204	05.99-06.06	■

LISTA DE APLICACIONES - BUYERS GUIDE

2.8 V6 4motion (AUE)	discØ 256, PR 1KE, PR 2EG, PR 2EL, PR 1KU, PR 1KY, PR 2EE, PR E54	Gasolina	4WD	2792	150	204	05.99-06.06	■
2.8 V6 4motion (BDE)	discØ 256, PR 1KE, PR 2EG, PR 2EL, PR 1KU, PR 1KY, PR 2EE, PR E54	Gasolina	4WD	2792	150	204	05.99-06.06	■
2.0 Bi-Fuel (BEH)	PR 1KP, PR 1KT, PR 1KX, PR 2EE, PR 1KY	Gasol./Gas (CNG)	FWD	1984	85	116	02.02-06.06	■
1.9 SDI (AGP)	PR 1KP, PR 1KT, PR 1KX, PR 2EE, PR 1KY	Diesel	FWD	1896	50	68	05.99-06.06	■
1.9 SDI (AQM)	PR 1KP, PR 1KT, PR 1KX, PR 2EE, PR 1KY	Diesel	FWD	1896	50	68	05.99-06.06	■
1.9 TDI (AGR)	PR 1KP, PR 1KT, PR 1KX, PR 2EE, PR 1KY	Diesel	FWD	1896	66	90	05.99-05.06	■
1.9 TDI (ALH)	PR 1KP, PR 1KT, PR 1KX, PR 2EE, PR 1KY	Diesel	FWD	1896	66	90	05.99-05.06	■
1.9 TDI 4motion (AGR)	PR 1KE	Diesel	4WD	1896	66	90	05.99-04.02	■
1.9 TDI (ATD)	PR 1KP, PR 1KT, PR 1KX, PR 2EE, PR 1KY	Diesel	FWD	1896	74	101	09.00-06.06	■
1.9 TDI (AXR)	PR 1KP, PR 1KT, PR 1KX, PR 2EE, PR 1KY	Diesel	FWD	1896	74	101	09.00-06.06	■
1.9 TDI 4motion (ATD)	PR 1KE	Diesel	4WD	1896	74	101	09.00-06.06	■
1.9 TDI (AHF)	PR 1KP, PR 1KT, PR 1KX, PR 2EE, PR 1KY	Diesel	FWD	1896	81	110	05.99-06.01	■
1.9 TDI (ASV)	PR 1KP, PR 1KT, PR 1KX, PR 2EE, PR 1KY	Diesel	FWD	1896	81	110	05.99-06.01	■
1.9 TDI (AJM)	PR 1KP, PR 1KT, PR 1KX, PR 2EE, PR 1KY	Diesel	FWD	1896	85	115	08.99-06.01	■
1.9 TDI (AUY)	PR 1KP, PR 1KT, PR 1KX, PR 2EE, PR 1KY	Diesel	FWD	1896	85	115	08.99-06.01	■
1.9 TDI 4motion (AJM)	PR 1KE	Diesel	4WD	1896	85	115	12.99-04.01	■
1.9 TDI (ASZ)	PR 1KP, PR 1KT, PR 1KX, PR 2EL, PR 1KU, PR 2EE, PR 1KY, PR E54	Diesel	FWD	1896	96	130	11.00-06.06	■
1.9 TDI 4motion (ASZ)	PR 1KE, PR 2EG, PR 2EL, PR 1KU, PR 1KY, PR 2EE, PR E54	Diesel	4WD	1896	96	130	11.00-06.06	■
1.9 TDI (ARL)	PR 1KP, PR 1KT, PR 1KX, PR 2EL, PR 1KU, PR 2EE, PR 1KY, PR E54	Diesel	FWD	1896	110	150	06.01-06.06	■
1.9 TDI 4motion (ARL)	discØ 256, PR 2EE, PR 1KE	Diesel	4WD	1896	110	150	05.02-06.05	■
GOLF V (9B3) 03.06-					Hatchback (Compact car-C Segment)			
1.6 (BAH)		Gasolina	FWD	1598	74	101	03.07-12.10	■
1.6 (CCRA)		Gasolina	FWD	1598	74	101	03.07-12.10	■
1.6 (CFZA)		Gasolina	FWD	1598	74	101	03.07-12.10	■
1.8 GTI (AUQ)		Gasolina	FWD	1781	132	179	01.07-12.10	■
1.8 GTI		Gasolina	FWD	1781	142	193	04.07-12.09	■
2.0 (BER)		Gasolina	FWD	1984	85	116	01.07-12.10	■
2.0 (BEV)		Gasolina	FWD	1984	85	116	01.07-12.10	■
2.0 (BHP)		Gasolina	FWD	1984	85	116	01.07-12.10	■
2.0 (CBPA)		Gasolina	FWD	1984	85	116	01.07-12.10	■
1.6 TotalFlex (BAH)		Gasol./Etanol	FWD	1598	74	101	03.07-03.14	■
1.6 TotalFlex (BPA)		Gasol./Etanol	FWD	1598	74	101	03.07-03.14	■
1.6 TotalFlex		Gasol./Etanol	FWD	1598	77	104	05.08-06.14	■
2.0 Total (CFEA)		Gasol./Etanol	FWD	1984	88	120	06.08-06.14	■
GOLF V / RABBIT V (1K1) 07.03-					Hatchback Van ()			
TDI	PR 1KQ, PR 1KD	Diesel	FWD	1896	77	105	11.03-02.06	■

LISTA DE APLICACIONES - BUYERS GUIDE

GOLF V / RABBIT V (1K1) 10.03-07.10					Hatchback (Compact car-C Segment)			
1.4 16V (BCA)	PR 1KD	Gasolina	FWD	1390	55	75	10.03-05.06	■
1.4 16V (BUD)	PR 1KD	Gasolina	FWD	1390	59	80	05.06-11.08	■
1.4 FSI (BKG)	PR 1KD	Gasolina	FWD	1390	66	90	10.03-07.06	■
1.4 FSI (BLN)	PR 1KD	Gasolina	FWD	1390	66	90	10.03-07.06	■
1.4 TSI (CAXA)	PR 1KD	Gasolina	FWD	1390	90	122	05.07-11.08	■
1.4 TSI (BMY)	PR 1KD	Gasolina	FWD	1390	103	140	05.06-11.08	■
1.4 TSI (BLG)	PR 1KD	Gasolina	FWD	1390	125	170	11.05-11.08	■
1.6 (BGU)	PR 1KD	Gasolina	FWD	1595	75	102	01.04-11.08	■
1.6 (BSE)	PR 1KD	Gasolina	FWD	1595	75	102	01.04-11.08	■
1.6 (BSF)	PR 1KD	Gasolina	FWD	1595	75	102	01.04-11.08	■
1.6 (CCSA)	PR 1KD	Gasolina	FWD	1595	75	102	01.04-11.08	■
1.6 FSI (BAG)	PR 1KD	Gasolina	FWD	1598	85	115	10.03-07.08	■
1.6 FSI (BLF)	PR 1KD	Gasolina	FWD	1598	85	115	10.03-07.08	■
1.6 FSI (BLP)	PR 1KD	Gasolina	FWD	1598	85	115	10.03-07.08	■
2.0 (BHY)	PR 1KD	Gasolina	FWD	1984	85	116	01.05-11.08	■
2.0 (CBPA)	PR 1KD	Gasolina	FWD	1984	85	116	01.05-11.08	■
2.0 FSI (AXW)	PR 1KD	Gasolina	FWD	1984	110	150	01.04-11.08	■
2.0 FSI (BLR)	PR 1KD	Gasolina	FWD	1984	110	150	01.04-11.08	■
2.0 FSI (BLX)	PR 1KD	Gasolina	FWD	1984	110	150	01.04-11.08	■
2.0 FSI (BLY)	PR 1KD	Gasolina	FWD	1984	110	150	01.04-11.08	■
2.0 FSI (BVX)	PR 1KD	Gasolina	FWD	1984	110	150	01.04-11.08	■
2.0 FSI (BVY)	PR 1KD	Gasolina	FWD	1984	110	150	01.04-11.08	■
2.0 FSI (BVZ)	PR 1KD	Gasolina	FWD	1984	110	150	01.04-11.08	■
2.5 FSI	discØ 255, PR 1KD	Gasolina	FWD	2480	112	152	01.06-12.08	■
2.5	discØ 255, PR 1KD	Gasolina	FWD	2480	125	170	05.07-11.08	■
1.6 MultiFuel (CCSA)	PR 1KD	Gasol./Etanol	FWD	1595	75	102	10.07-11.08	■
1.9 TDI (BRU)	PR 1KD	Diesel	FWD	1896	66	90	05.04-11.08	■
1.9 TDI (BXF)	PR 1KD	Diesel	FWD	1896	66	90	05.04-11.08	■
1.9 TDI (BXJ)	PR 1KD	Diesel	FWD	1896	66	90	05.04-11.08	■
1.9 TDI (BKC)	PR 1KQ, PR 1KD	Diesel	FWD	1896	77	105	10.03-11.08	■
1.9 TDI (BLS)	PR 1KQ, PR 1KD	Diesel	FWD	1896	77	105	10.03-11.08	■
1.9 TDI (BXE)	PR 1KQ, PR 1KD	Diesel	FWD	1896	77	105	10.03-11.08	■
2.0 SDI (BDK)	PR 1KD	Diesel	FWD	1968	55	75	01.04-11.08	■
2.0 TDI (AZV)	PR 1KD	Diesel	FWD	1968	100	136	10.03-11.08	■
2.0 TDI (BMM)	discØ 255, PR 1KD	Diesel	FWD	1968	103	140	12.04-11.08	■
2.0 TDI 16V (BKD)	discØ 255, PR 1KD	Diesel	FWD	1968	103	140	10.03-11.08	■
2.0 TDI (BMN)	PR 1KD	Diesel	FWD	1968	125	170	11.05-11.08	■
GOLF V Variant / BORA V / JETTA V / VENTO V (1K5) 01.07-07.09					Estate (Compact car-C Segment)			
2.5	discØ 255, PR 1KD	Gasolina	FWD	2480	125	170	01.08-	■
1.9 TDI (BLS)	PR 1KD	Diesel	FWD	1896	77	105	06.07-07.09	■
1.9 TDI (BXE)	PR 1KD	Diesel	FWD	1896	77	105	06.07-07.09	■
1.9 TDI 4motion (BLS)	discØ 255, PR 1KD	Diesel	4WD	1896	77	105	01.08-07.09	■
GOLF VI / JETTA VI (517) 03.11-					Convertible (Compact car-C Segment)			
1.2 TSI (CBZB)	PR 1KD	Gasolina	FWD	1197	77	105	03.11-05.16	■
1.4 TSI (CAXA)	PR 1KD	Gasolina	FWD	1390	90	122	11.11-05.16	■
1.4 TSI (CAVD)	PR 1KD	Gasolina	FWD	1390	118	160	03.11-05.16	■
1.4 TSI (CNWA)	PR 1KD	Gasolina	FWD	1390	118	160	03.11-05.16	■
1.4 TSI (CTHD)	PR 1KD	Gasolina	FWD	1390	118	160	03.11-05.16	■

LISTA DE APLICACIONES - BUYERS GUIDE

1.4 TSI (CTKA)	PR 1KD	Gasolina	FWD	1390	118	160	03.11-05.16	■
1.4 TSI (CXSB)	PR 1KD	Gasolina	FWD	1395	92	125	11.13-05.16	■
1.4 TSI (CZCA)	PR 1KD	Gasolina	FWD	1395	92	125	11.13-05.16	■
1.4 TSI (CHPB)	PR 1KD	Gasolina	FWD	1395	110	150	11.13-05.16	■
1.4 TSI (CZDA)	PR 1KD	Gasolina	FWD	1395	110	150	11.13-05.16	■
2.0 TSI (CULC)	PR 1KD	Gasolina	FWD	1984	162	220	11.13-05.16	■
1.6 TDI (CAYC)	PR 1KD	Diesel	FWD	1598	77	105	03.11-05.16	■
2.0 TDI (CUUA)	PR 1KD	Diesel	FWD	1968	81	110	11.13-05.16	■
2.0 TDI (CFHC)	PR 1KD	Diesel	FWD	1968	103	140	11.11-05.16	■
2.0 TDI (CUUB)	PR 1KD	Diesel	FWD	1968	110	150	11.13-05.16	■
GOLF VI / JETTA VI (5K1_) 10.08-11.12					Hatchback Van (Compact car-C Segment)			
1.2 TSI (CBZA)	PR 1KD	Gasolina	FWD	1197	63	86	05.10-11.12	■
1.2 TSI (CBZB)	PR 1KD	Gasolina	FWD	1197	77	105	11.09-08.14	■
1.2 TSi BlueMotion (CBZB)	PR 1KD	Gasolina	FWD	1197	77	105	05.09-11.12	■
1.4 TSI (CAXA)	PR 1KD	Gasolina	FWD	1390	90	122	01.09-08.14	■
TSi (CAXA)	PR 1KD	Gasolina	FWD	1390	90	122	10.08-11.12	■
1.4 TSI (CAVD)	PR 1KD	Gasolina	FWD	1390	118	160	10.08-11.12	■
1.4 TSI (CAVD)	PR 1KD	Gasolina	FWD	1390	118	160	01.09-09.12	■
2.0 GTI (CCZB)		Gasolina	FWD	1984	155	211	02.09-11.12	■
1.6 TDI (CAYB)		Diesel	FWD	1598	66	90	02.09-11.12	■
1.6 TDI (CAYB)	PR 1KD	Diesel	FWD	1598	66	90	02.09-08.14	■
1.6 TDI (CAYC)	PR 1KD	Diesel	FWD	1598	77	105	02.09-08.14	■
1.6 TDi BlueMotion (CAYC)	PR 1KD	Diesel	FWD	1598	77	105	05.09-11.12	■
2.0 TDI (CFFB)	PR 1KD	Diesel	FWD	1968	103	140	09.09-11.12	■
2.0 TDI (CJAA)	PR 1KD	Diesel	FWD	1968	103	140	09.09-11.12	■
2.0 TDI (CFHC)	PR 1KD	Diesel	FWD	1968	103	140	11.09-08.14	■
2.0 TDI (CFGB)	PR 1KD	Diesel	FWD	1968	125	170	05.10-11.12	■
GOLF VI / JETTA VI (5K1) 10.08-12.14					Hatchback (Compact car-C Segment)			
1.2 TSI (CBZA)	PR 1KD	Gasolina	FWD	1197	63	86	05.10-11.12	■
1.2 TSI (CBZB)	PR 1KD	Gasolina	FWD	1197	77	105	11.08-11.12	■
1.4 (CGGA)	PR 1KD	Gasolina	FWD	1390	59	80	10.08-11.12	■
1.4 TSI (CAXA)	PR 1KD	Gasolina	FWD	1390	90	122	10.08-11.12	■
1.4 TSI (CAVD)	PR 1KD	Gasolina	FWD	1390	118	160	10.08-11.12	■
1.4 TSI (CNWA)	PR 1KD	Gasolina	FWD	1390	118	160	10.08-11.12	■
1.4 TSI (CTHD)	PR 1KD	Gasolina	FWD	1390	118	160	10.08-11.12	■
1.6 (BSE)	PR 1KD	Gasolina	FWD	1595	75	102	10.08-11.12	■
1.6 (BSF)	PR 1KD	Gasolina	FWD	1595	75	102	10.08-11.12	■
1.6 (CCSA)	PR 1KD	Gasolina	FWD	1595	75	102	10.08-11.12	■
1.6 (CMXA)	PR 1KD	Gasolina	FWD	1595	75	102	10.08-11.12	■
1.8 TSI (CDAA)	PR 1KD	Gasolina	FWD	1798	118	160	06.09-01.11	■
2.0 (BEV)	PR 1KD	Gasolina	FWD	1984	86	117	09.09-12.10	■
2.0 Flex		Gasolina	FWD	1984	88	120	10.08-	■
2.5 (CBTA)	PR 1KD	Gasolina	FWD	2480	125	170	07.09-05.13	■
2.5 (CBUA)	PR 1KD	Gasolina	FWD	2480	125	170	07.09-05.13	■
1.6 BiFuel (CHGA)	PR 1KD	Gasol./Gas (LPG)	FWD	1595	75	102	03.09-11.12	■
1.6 MultiFuel (CCSA)	PR 1KD	Gasol./Etanol	FWD	1595	75	102	10.08-11.12	■
1.6 MultiFuel (CMXA)	PR 1KD	Gasol./Etanol	FWD	1595	75	102	10.08-11.12	■
Blue E-Motion (EAA)	PR 1KD	Eléctrico	FWD		65	88	12.10-11.13	■
1.6 TDI (CAYB)	PR 1KD	Diesel	FWD	1598	66	90	02.09-11.12	■

LISTA DE APLICACIONES - BUYERS GUIDE

1.6 TDI (CAYC)	PR 1KD	Diesel	FWD	1598	77	105	02.09-11.12	■
2.0 TDI (CBDC)	PR 1KD	Diesel	FWD	1968	81	110	10.08-11.12	■
2.0 TDI (CLCA)	PR 1KD	Diesel	FWD	1968	81	110	10.08-11.12	■
2.0 TDI (CBAA)	PR 1KD	Diesel	FWD	1968	100	136	10.08-11.12	■
2.0 TDI (CFFA)	PR 1KD	Diesel	FWD	1968	100	136	10.08-11.12	■
2.0 TDI (CBAB)	PR 1KD	Diesel	FWD	1968	103	140	10.08-05.13	■
2.0 TDI (CFFB)	PR 1KD	Diesel	FWD	1968	103	140	10.08-05.13	■
2.0 TDI (CJAA)	PR 1KD	Diesel	FWD	1968	103	140	10.08-05.13	■
2.0 TDI (CBBB)	PR 1KD	Diesel	FWD	1968	125	170	04.09-11.12	■
2.0 TDI (CFGB)	PR 1KD	Diesel	FWD	1968	125	170	04.09-11.12	■
GOLF VI VAN Variant / JETTA VI (AJ5) 07.09-05.14						Estate Van (Compact car-C Segment)		
1.2 TSI (CBZB)		Gasolina	FWD	1197	77	105	09.09-05.14	■
1.4 TSI (CAXA)		Gasolina	FWD	1390	90	122	07.09-05.14	■
1.4 TSI (CAVD)		Gasolina	FWD	1390	118	160	07.09-10.12	■
1.6 TDi BlueMotion (CAYC)		Diesel	FWD	1598	77	105	07.09-05.14	■
2.0 TDI (CBDB)		Diesel	FWD	1968	103	140	07.09-05.14	■
2.0 TDI (CFHC)		Diesel	FWD	1968	103	140	07.09-05.14	■
GOLF VI Variant / JETTA VI (AJ5) 07.09-07.14						Estate (Compact car-C Segment)		
1.2 TSI (CBZA)	PR 1KD	Gasolina	FWD	1197	63	86	07.10-07.13	■
1.4 (BUD)	PR 1KD	Gasolina	FWD	1390	59	80	07.09-07.13	■
1.4 (CGGA)	PR 1KD	Gasolina	FWD	1390	59	80	07.09-07.13	■
1.6 (BSE)	PR 1KD	Gasolina	FWD	1595	75	102	07.09-07.13	■
1.6 (BSF)	PR 1KD	Gasolina	FWD	1595	75	102	07.09-07.13	■
1.6 (CCSA)	PR 1KD	Gasolina	FWD	1595	75	102	07.09-07.13	■
2.5		Gasolina	FWD	2480	125	170	07.09-	■
1.6 BiFuel (BSF)	PR 1KD	Gasol./Gas (LPG)	FWD	1595	75	102	07.09-12.10	■
1.6 MultiFuel (CMXA)	PR 1KD	Gasol./Etanol	FWD	1595	75	102	07.10-07.13	■
GOLF IV Furgoneta (1J1) 10.97-05.04						Hatchback Van (Compact car-C Segment)		
1.9 SDI (AQM)	PR 1KP, PR 1KK, PR 1KS, PR 1KV, PR 1KT, PR 1KU, PR 2EE, PR 1KY	Diesel	FWD	1896	50	68	11.98-05.04	■
1.9 TDI (AGR)	PR 1KP, PR 1KK, PR 1KS, PR 1KV, PR 1KT, PR 1KU, PR 2EE, PR 1KY	Diesel	FWD	1896	66	90	05.00-09.02	■
1.9 TDI (AHF)	PR 1KP, PR 1KK, PR 1KS, PR 1KV, PR 1KT, PR 1KU, PR 2EE, PR 1KY	Diesel	FWD	1896	81	110	10.97-05.04	■
1.9 TDI 4motion (AUY)	PR 1KE, PR 2EG	Diesel	4WD	1896	85	116	01.00-04.01	■
1.9 TDI (ASZ)	PR 1KK, PR 1KS, PR 1KV, PR 1KU, PR 2EE, PR 1KY	Diesel	FWD	1896	96	130	04.01-05.04	■
GOLF PLUS V (5M1, 521) 12.04-12.13						Hatchback (Compact car-C Segment)		
1.2 TSI (CBZA)	PR 1KD	Gasolina	FWD	1197	63	86	05.10-12.13	■
1.2 TSI (CBZB)	PR 1KD	Gasolina	FWD	1197	77	105	11.09-12.13	■
1.4 16V (BCA)	PR 1KD	Gasolina	FWD	1390	55	75	01.05-11.06	■
1.4 16V (BUD)	PR 1KD	Gasolina	FWD	1390	59	80	05.06-12.13	■
1.4 16V (CGGA)	PR 1KD	Gasolina	FWD	1390	59	80	05.06-12.13	■
1.4 FSI (BLN)	PR 1KD	Gasolina	FWD	1390	66	90	07.05-11.06	■
1.4 TSI (CAXA)	PR 1KD	Gasolina	FWD	1390	90	122	06.07-12.13	■
1.4 TSI (BMY)	PR 1KD	Gasolina	FWD	1390	103	140	05.06-06.08	■
1.4 TSI (CAVD)	PR 1KD	Gasolina	FWD	1390	118	160	06.08-12.13	■
1.4 TSI (CNWA)	PR 1KD	Gasolina	FWD	1390	118	160	06.08-12.13	■
1.4 TSI (CTHD)	PR 1KD	Gasolina	FWD	1390	118	160	06.08-12.13	■

LISTA DE APLICACIONES - BUYERS GUIDE

1.6 (BSE)	PR 1KD	Gasolina	FWD	1595	75	102	05.05-12.13	■
1.6 (BSF)	PR 1KD	Gasolina	FWD	1595	75	102	05.05-12.13	■
1.6 (CCSA)	PR 1KD	Gasolina	FWD	1595	75	102	05.05-12.13	■
1.6 (CMXA)	PR 1KD	Gasolina	FWD	1595	75	102	05.05-12.13	■
1.6 FSI (BLF)	PR 1KD	Gasolina	FWD	1598	85	115	12.04-05.08	■
2.0 FSI (BLR)	discØ 253, PR 1KD	Gasolina	FWD	1984	110	150	05.05-06.08	■
2.0 FSI (BLY)	discØ 253, PR 1KD	Gasolina	FWD	1984	110	150	05.05-06.08	■
2.0 FSI (BVY)	discØ 253, PR 1KD	Gasolina	FWD	1984	110	150	05.05-06.08	■
2.0 FSI (BVZ)	discØ 253, PR 1KD	Gasolina	FWD	1984	110	150	05.05-06.08	■
1.6 BiFuel (CHGA)	PR 1KD	Gasol./Gas (LPG)	FWD	1595	75	102	05.09-12.13	■
1.6 MultiFuel (CCSA)	PR 1KD	Gasol./Etanol	FWD	1595	75	102	11.07-12.13	■
1.6 MultiFuel (CMXA)	PR 1KD	Gasol./Etanol	FWD	1595	75	102	11.07-12.13	■
1.6 TDI (CAYB)	PR 1KD	Diesel	FWD	1598	66	90	02.09-12.13	■
1.6 TDI (CAYC)	PR 1KD	Diesel	FWD	1598	77	105	03.09-12.13	■
1.9 TDI (BRU)	PR 1KD	Diesel	FWD	1896	66	90	05.05-12.08	■
1.9 TDI (BXF)	PR 1KD	Diesel	FWD	1896	66	90	05.05-12.08	■
1.9 TDI (BXJ)	PR 1KD	Diesel	FWD	1896	66	90	05.05-12.08	■
1.9 TDI (BKC)	PR 1KD	Diesel	FWD	1896	77	105	01.05-01.09	■
1.9 TDI (BLS)	PR 1KD	Diesel	FWD	1896	77	105	01.05-01.09	■
1.9 TDI (BXE)	PR 1KD	Diesel	FWD	1896	77	105	01.05-01.09	■
2.0 TDI (CBDC)	discØ 255, PR 1KD	Diesel	FWD	1968	81	110	01.09-12.13	■
2.0 TDI (CLCA)	discØ 255, PR 1KD	Diesel	FWD	1968	81	110	01.09-12.13	■
2.0 TDI (BEE)	discØ 255, PR 1KD	Diesel	FWD	1968	96	131	05.05-05.07	■
2.0 TDI (AZV)	PR 1KD	Diesel	FWD	1968	100	136	05.05-12.13	■
2.0 TDI (CBDA)	PR 1KD	Diesel	FWD	1968	100	136	05.05-12.13	■
2.0 TDI (CFHB)	PR 1KD	Diesel	FWD	1968	100	136	05.05-12.13	■
2.0 TDI (BMM)	PR 1KD	Diesel	FWD	1968	103	140	12.05-05.11	■
2.0 TDI 16V (BKD)	PR 1KD	Diesel	FWD	1968	103	140	01.05-12.13	■
2.0 TDI 16V (CBDB)	PR 1KD	Diesel	FWD	1968	103	140	01.05-12.13	■
2.0 TDI 16V (CFHC)	PR 1KD	Diesel	FWD	1968	103	140	01.05-12.13	■
JETTA V / BORA / VENTO (1K2) 09.04-12.13						Saloon (Compact car-C Segment)		
2.0	PR 1KP, PR 1KT, PR 1KX, PR 2EE, PR 1KE, PR 2EG, PR 1KY	Gasolina	FWD	1984	85	116	05.05-10.10	■
JETTA VI / VENTO (162, 163, AV3, AV2) 01.08-						Saloon (Compact car-C Segment)		
1.2 TSI (CBZB)	discØ 253, PR 1KQ, PR 1KW, PR 1KD, PR 1KU, PR 1KX, PR 1KY	Gasolina	FWD	1197	77	105	10.10-12.17	■
1.2 TSI 16V (CYVD)	discØ 253, PR 1KQ, PR 1KW, PR 1KD, PR 1KU, PR 1KX, PR 1KY	Gasolina	FWD	1197	77	105	08.14-12.17	■
1.4 TSI (CAXA)	discØ 253, PR 1KQ, PR 1KW, PR 1KD, PR 1KU, PR 1KX, PR 1KY	Gasolina	FWD	1390	90	122	05.11-12.17	■
1.4 TSI (CMSB)	discØ 253, PR 1KQ, PR 1KW, PR 1KD, PR 1KU, PR 1KX, PR 1KY	Gasolina	FWD	1390	90	122	05.11-12.17	■
1.4 TSI (CAVA)	discØ 253, PR 1KD, PR 1KU, PR 1KX	Gasolina	FWD	1390	110	150	04.11-12.17	■
1.4 TSI (CTHA)	discØ 253, PR 1KD, PR 1KU, PR 1KX	Gasolina	FWD	1390	110	150	04.11-12.17	■
1.4 TSI (CAVD)	discØ 253, PR 1KQ, PR 1KW, PR 1KD, PR 1KU, PR 1KX, PR 1KY	Gasolina	FWD	1390	118	160	04.11-12.17	■
1.4 TSI (CTHD)	discØ 253, PR 1KQ, PR 1KW, PR 1KD, PR 1KU, PR 1KX, PR 1KY	Gasolina	FWD	1390	118	160	04.11-12.17	■

LISTA DE APLICACIONES - BUYERS GUIDE

1.4 TSI (CZCA)	discØ 253, PR 1KQ, PR 1KW, PR 1KD, PR 1KU, PR 1KX, PR 1KY	Gasolina	FWD	1395	92	125	08.14-12.17	■
1.4 TSI (CZDA)	discØ 253, PR 1KQ, PR 1KW, PR 1KD, PR 1KU, PR 1KX, PR 1KY	Gasolina	FWD	1395	110	150	08.14-12.17	■
1.4 TSI (CZTA)	discØ 253, PR 1KQ, PR 1KW, PR 1KD, PR 1KU, PR 1KX, PR 1KY	Gasolina	FWD	1395	110	150	08.14-12.17	■
1.6 (CFNB)	discØ 253, PR 1KD , PR 1KX	Gasolina	FWD	1598	63	86	03.13-03.16	■
1.6 MPi (CWVB)	discØ 253, PR 1KD , PR 1KX	Gasolina	FWD	1598	66	90	09.15-04.18	■
1.6 (CFNA)	discØ 253, PR 1KD, PR 1KU, PR 1KX	Gasolina	FWD	1598	77	105	12.11-04.18	■
1.6 (CLRA)	discØ 253, PR 1KD, PR 1KU, PR 1KX	Gasolina	FWD	1598	77	105	12.11-04.18	■
1.6 (CWVA)	discØ 253, PR 1KD , PR 1KX, PR 1KU, PR 1KQ, PR 1KY, PR 1KW	Gasolina	FWD	1598	81	110	09.15-04.18	■
1.8 TSI (CPKA)	discØ 253, PR 1KQ, PR 1KW, PR 1KD, PR 1KU, PR 1KX, PR 1KY	Gasolina	FWD	1798	125	170	07.14-12.17	■
1.8 TSI (CPRA)	discØ 253, PR 1KQ, PR 1KW, PR 1KD, PR 1KU, PR 1KX, PR 1KY	Gasolina	FWD	1798	125	170	07.14-12.17	■
2.0 (CBPA)	discØ 253, PR 1KQ, PR 1KW, PR 1KD, PR 1KU, PR 1KX, PR 1KY, disc brak.rear axle	Gasolina	FWD	1984	85	115	06.10-12.17	■
2.0 (CKJA)	discØ 253, PR 1KQ, PR 1KW, PR 1KD, PR 1KU, PR 1KX, PR 1KY, disc brak.rear axle	Gasolina	FWD	1984	85	115	06.10-12.17	■
2.0 TFSI (CBFA)	discØ 253, PR 1KQ, PR 1KW, PR 1KD, PR 1KU, PR 1KX, PR 1KY	Gasolina	FWD	1984	147	200	12.10-07.14	■
2.0 TFSI (CCTA)	discØ 253, PR 1KQ, PR 1KW, PR 1KD, PR 1KU, PR 1KX, PR 1KY	Gasolina	FWD	1984	147	200	12.10-07.14	■
2.0 TFSI (CCZA)	discØ 253, PR 1KQ, PR 1KW, PR 1KD, PR 1KU, PR 1KX, PR 1KY	Gasolina	FWD	1984	147	200	12.10-07.14	■
2.0 TSI (CPLA)	discØ 253, PR 1KQ, PR 1KW, PR 1KD, PR 1KU, PR 1KX, PR 1KY	Gasolina	FWD	1984	155	211	12.12-12.17	■
2.0 TSI (CPPA)	discØ 253, PR 1KQ, PR 1KW, PR 1KD, PR 1KU, PR 1KX, PR 1KY	Gasolina	FWD	1984	155	211	12.12-12.17	■
2.5 (CBTA)	discØ 253, PR 1KQ, PR 1KW, PR 1KD, PR 1KU, PR 1KX, PR 1KY	Gasolina	FWD	2480	125	170	04.10-12.17	■
2.5 (CBUA)	discØ 253, PR 1KQ, PR 1KW, PR 1KD, PR 1KU, PR 1KX, PR 1KY	Gasolina	FWD	2480	125	170	04.10-12.17	■
2.5 (CCCA)	discØ 253, PR 1KQ, PR 1KW, PR 1KD, PR 1KU, PR 1KX, PR 1KY	Gasolina	FWD	2480	125	170	04.10-12.17	■
1.4 TSI Hybrid (CNLA)	discØ 253, PR 1KQ, PR 1KW, PR 1KD, PR 1KU, PR 1KX, PR 1KY	Gasol./el éc.	FWD	1395	125	170	04.11-12.17	■
1.4 TSI Hybrid (CRJA)	discØ 253, PR 1KQ, PR 1KW, PR 1KD, PR 1KU, PR 1KX, PR 1KY	Gasol./el éc.	FWD	1395	125	170	04.11-12.17	■
1.6 TDI (CAYC)	discØ 253, PR 1KQ, PR 1KW, PR 1KD, PR 1KU, PR 1KX, PR 1KY	Diesel	FWD	1598	77	105	04.10-07.15	■
2.0 TDI (CLCA)	discØ 253, PR 1KQ, PR 1KW, PR 1KD, PR 1KU, PR 1KX, PR 1KY	Diesel	FWD	1968	81	110	10.10-12.17	■
2.0 TDI (CUUA)	discØ 253, PR 1KQ, PR 1KW, PR 1KD, PR 1KU, PR 1KX, PR 1KY	Diesel	FWD	1968	81	110	10.10-12.17	■
2.0 TDI (CFFB)	discØ 253, PR 1KQ, PR 1KW, PR 1KD, PR 1KU, PR 1KX, PR 1KY	Diesel	FWD	1968	103	140	02.11-12.17	■

LISTA DE APLICACIONES - BUYERS GUIDE

2.0 TDI (CFHC)	discØ 253, PR 1KQ, PR 1KW, PR 1KD, PR 1KU, PR 1KX, PR 1KY	Diesel	FWD	1968	103	140	02.11-12.17	■
2.0 TDI (CJAA)	discØ 253, PR 1KQ, PR 1KW, PR 1KD, PR 1KU, PR 1KX, PR 1KY	Diesel	FWD	1968	103	140	02.11-12.17	■
2.0 TDI (CLCB)	discØ 253, PR 1KQ, PR 1KW, PR 1KD, PR 1KU, PR 1KX, PR 1KY	Diesel	FWD	1968	103	140	02.11-12.17	■
2.0 TDI (CUUB)	discØ 253, PR 1KQ, PR 1KW, PR 1KD, PR 1KU, PR 1KX, PR 1KY	Diesel	FWD	1968	110	150	07.14-12.17	■
2.0 TDI (CVCA)	discØ 253, PR 1KQ, PR 1KW, PR 1KD, PR 1KU, PR 1KX, PR 1KY	Diesel	FWD	1968	110	150	07.14-12.17	■
2.0 TDI (DELA)	discØ 253, PR 1KQ, PR 1KW, PR 1KD, PR 1KU, PR 1KX, PR 1KY	Diesel	FWD	1968	110	150	07.14-12.17	■
2.0 TDI (DGMA)	discØ 253, PR 1KQ, PR 1KW, PR 1KD, PR 1KU, PR 1KX, PR 1KY	Diesel	FWD	1968	110	150	07.14-12.17	■
JETTA VII (BU3, BU4) 12.17-					Saloon (Compact car-C Segment)			
1.4 TSI (CWLA)	PR 1KD, PR 1KQ, PR 1KU, PR 1KX, PR 1KW, PR 1KY	Gasolina	FWD	1395	110	150	12.17-	■
1.4 TSI (CZDA)	PR 1KD, PR 1KQ, PR 1KU, PR 1KX, PR 1KW, PR 1KY	Gasolina	FWD	1395	110	150	12.17-	■
1.4 TSI (DGXA)	PR 1KD, PR 1KQ, PR 1KU, PR 1KX, PR 1KW, PR 1KY	Gasolina	FWD	1395	110	150	12.17-	■
1.4 TSI (DJXA)	PR 1KD, PR 1KQ, PR 1KU, PR 1KX, PR 1KW, PR 1KY	Gasolina	FWD	1395	110	150	12.17-	■
350 TSI	PR 1KD, PR 1KQ, PR 1KU, PR 1KX, PR 1KW, PR 1KY	Gasolina	FWD	1984	169	230	12.18-	■
2.0 GLi	PR 1KD, PR 1KX, PR 1KU, PR 1KQ, PR 1KY, PR 1KW	Gasolina	FWD	1984	170	231	12.18-	■
250 Tsi	PR 1KD, PR 1KQ, PR 1KU, PR 1KX, PR 1KW, PR 1KY	Gasol./Etanol	FWD	1395	110	150	05.18-	■
LUPO (6X1, 6E1) 09.98-07.05					Hatchback (City car-A Segment)			
1.4 16V (AFK)		Gasolina	FWD	1390	74	100	08.99-07.05	■
1.4 16V (ANM)		Gasolina	FWD	1390	74	100	08.99-07.05	■
1.4 16V (AQQ)		Gasolina	FWD	1390	74	100	08.99-07.05	■
1.4 16V (AUB)		Gasolina	FWD	1390	74	100	08.99-07.05	■
1.4 FSI (ARR)		Gasolina	FWD	1390	77	105	02.01-07.05	■
1.6 GTI (AVY)		Gasolina	FWD	1598	92	125	09.00-07.05	■
NEW BEETLE / BETTLE (1Y7) 09.02-07.12					Convertible (Compact car-C Segment)			
1.4 (BCA)	PR 1KS, PR 1KV	Gasolina	FWD	1390	55	75	01.03-09.10	■
1.6 (BFS)	PR 1KS, PR 1KV	Gasolina	FWD	1595	75	102	01.03-09.10	■
1.8 T (AWU)	PR 1KS, PR 1KV	Gasolina	FWD	1781	110	150	01.03-09.10	■
1.8 T (AWV)	PR 1KS, PR 1KV	Gasolina	FWD	1781	110	150	01.03-09.10	■
1.8 T (BKF)	PR 1KS, PR 1KV	Gasolina	FWD	1781	110	150	01.03-09.10	■
2.0 (AZJ)	PR 1KS, PR 1KV	Gasolina	FWD	1984	85	115	09.02-10.10	■
2.0 (BDC)	PR 1KS, PR 1KV	Gasolina	FWD	1984	85	115	09.02-10.10	■
2.0 (BEV)	PR 1KS, PR 1KV	Gasolina	FWD	1984	85	115	09.02-10.10	■
2.0 (BGD)	PR 1KS, PR 1KV	Gasolina	FWD	1984	85	115	09.02-10.10	■
2.5 (BPR)	PR 1KS, PR 1KV	Gasolina	FWD	2480	110	150	07.05-09.10	■
2.5 (BPS)	PR 1KS, PR 1KV	Gasolina	FWD	2480	110	150	07.05-09.10	■
1.9 TDI (ALH)	PR 1KS, PR 1KV	Diesel	FWD	1896	66	90	09.02-06.04	■
1.9 TDI (AXR)	PR 1KS, PR 1KV	Diesel	FWD	1896	74	100	06.03-07.05	■
1.9 TDI (BEW)	PR 1KS, PR 1KV	Diesel	FWD	1896	74	100	06.03-07.05	■
1.9 TDI (BSW)	PR 1KS, PR 1KV	Diesel	FWD	1896	77	105	07.05-09.10	■

LISTA DE APLICACIONES - BUYERS GUIDE

NEW BEETLE / BETTLE / NOVO FUSCA (9C1, 1C1) 01.98-07.12					Hatchback (Compact car-C Segment)			
1.4 (BCA)	PR 1KS, PR 1KV	Gasolina	FWD	1390	55	75	11.01-09.10	■
1.6 (AWH)	PR 1KS, PR 1KV	Gasolina	FWD	1595	74	100	10.99-09.00	■
1.6 (AYD)	PR 1KS, PR 1KV	Gasolina	FWD	1595	75	102	06.00-09.10	■
1.6 (BFS)	PR 1KS, PR 1KV	Gasolina	FWD	1595	75	102	06.00-09.10	■
1.8 T (AGU)	PR 1KS, PR 1KV	Gasolina	FWD	1781	110	150	10.99-09.10	■
1.8 T (APH)	PR 1KS, PR 1KV	Gasolina	FWD	1781	110	150	10.99-09.10	■
1.8 T (AVC)	PR 1KS, PR 1KV	Gasolina	FWD	1781	110	150	10.99-09.10	■
1.8 T (AWU)	PR 1KS, PR 1KV	Gasolina	FWD	1781	110	150	10.99-09.10	■
1.8 T (AWV)	PR 1KS, PR 1KV	Gasolina	FWD	1781	110	150	10.99-09.10	■
1.8 T (BKF)	PR 1KS, PR 1KV	Gasolina	FWD	1781	110	150	10.99-09.10	■
1.8 T (AWP)	PR 1KS, PR 1KV	Gasolina	FWD	1781	132	180	11.01-06.05	■
1.8 T (BNU)	PR 1KS, PR 1KV	Gasolina	FWD	1781	132	180	11.01-06.05	■
2.0 (AEG)		Gasolina	FWD	1984	85	115	01.98-09.10	■
2.0 (APK)		Gasolina	FWD	1984	85	115	01.98-09.10	■
2.0 (AQY)		Gasolina	FWD	1984	85	115	01.98-09.10	■
2.0 (AVH)		Gasolina	FWD	1984	85	115	01.98-09.10	■
2.0 (AZG)		Gasolina	FWD	1984	85	115	01.98-09.10	■
2.0 (AZJ)		Gasolina	FWD	1984	85	115	01.98-09.10	■
2.0 (BER)		Gasolina	FWD	1984	85	115	01.98-09.10	■
2.0 (BEV)		Gasolina	FWD	1984	85	115	01.98-09.10	■
2.3 V5 (AQN)	discØ 256	Gasolina	FWD	2324	125	170	10.00-09.10	■
2.5 (BPR)	PR 1KS, PR 1KV	Gasolina	FWD	2480	110	150	07.05-09.10	■
2.5 (BPS)	PR 1KS, PR 1KV	Gasolina	FWD	2480	110	150	07.05-09.10	■
3.2 RSI 4motion (1C9) (AXJ)		Gasolina	4WD	3188	165	224	04.00-05.01	■
1.9 TDI (ALH)	PR 1KS, PR 1KV	Diesel	FWD	1896	66	90	01.98-06.04	■
1.9 TDI (ATD)		Diesel	FWD	1896	74	101	02.01-09.10	■
1.9 TDI (AXR)		Diesel	FWD	1896	74	101	02.01-09.10	■
1.9 TDI (BEW)		Diesel	FWD	1896	74	101	02.01-09.10	■
1.9 TDI (BSW)		Diesel	FWD	1896	77	105	07.05-09.10	■
NIVUS / TAIGO (CH1) 06.20-					SUV (Subcompact CUV-B Segment)			
1.0 TSI FLEXFUEL (DHSB)	PR 1KV, discØ 230, disc brak.rear axle	Gasol./Et anol	FWD	999	94	128	06.20-	■
PASSAT B3/B4 (315, 3A5) 08.88-12.96					Estate Van (Large family car-D Segment)			
1.8 (AAM)	disc brak.rear axle	Gasolina	FWD	1781	55	75	10.93-12.96	■
2.0 (2E)		Gasolina	FWD	1984	85	116	08.91-12.95	■
2.0 Syncro (2E)		Gasolina	4WD	1984	85	116	09.89-10.93	■
PASSAT B3/B4 (3A2, 35I) 02.88-12.97					Saloon (Large family car-D Segment)			
1.6 (RF)		Gasolina	FWD	1595	53	72	04.88-07.89	■
1.6 (AEK)		Gasolina	FWD	1595	74	101	10.94-08.96	■
1.6 (AFT)		Gasolina	FWD	1595	74	101	10.94-08.96	■
1.8 (ABS)	01/95-	Gasolina	FWD	1781	66	90	02.88-08.96	■
1.8 (ADZ)	01/95-	Gasolina	FWD	1781	66	90	02.88-08.96	■
1.8 (RP)	01/95-	Gasolina	FWD	1781	66	90	02.88-08.96	■
1.8 (PF)		Gasolina	FWD	1781	79	107	04.88-07.93	■
1.8 G60 (PG)		Gasolina	FWD	1781	118	160	08.91-10.93	■
1.8 G60 Syncro (PG)		Gasolina	4WD	1781	118	160	08.88-08.96	■
2.0		Gasolina	FWD	1984	81	110	09.89-07.92	■
2.0 (2E)		Gasolina	FWD	1984	85	115	02.90-08.96	■
2.0 (ABA)		Gasolina	FWD	1984	85	115	02.90-08.96	■

LISTA DE APLICACIONES - BUYERS GUIDE

2.0 (ADY)		Gasolina	FWD	1984	85	115	02.90-08.96	■
2.0 (AGG)		Gasolina	FWD	1984	85	115	02.90-08.96	■
2.0 Syncro (2E)		Gasolina	4WD	1984	85	115	10.90-08.96	■
2.0 Syncro (ADY)		Gasolina	4WD	1984	85	115	10.90-08.96	■
2.0 Syncro (AGG)		Gasolina	4WD	1984	85	115	10.90-08.96	■
2.0 16V (9A)		Gasolina	FWD	1984	100	136	08.88-09.93	■
2.0 16V (ABF)	01/95-	Gasolina	FWD	1984	110	150	01.94-08.96	■
2.8 VR6 (AAA)	01/95-	Gasolina	FWD	2792	128	174	06.91-08.96	■
1.9 TDI (1Z)	01/95-	Diesel	FWD	1896	66	90	10.93-08.96	■
1.9 TDI (AHU)	01/95-	Diesel	FWD	1896	66	90	10.93-08.96	■
1.9 TDI (AFN)		Diesel	FWD	1896	81	110	03.96-08.96	■
PASSAT B3/B4 Variant (3A5, 35I) 02.88-06.97					Estate (Large family car-D Segment)			
1.6 (AEK)	disc brak.rear axle	Gasolina	FWD	1595	74	101	07.94-12.95	■
1.6 (AFT)	disc brak.rear axle	Gasolina	FWD	1595	74	101	07.94-12.95	■
1.8 (AAM)	01/95-, disc brak.rear axle	Gasolina	FWD	1781	55	75	08.90-05.97	■
1.8 (ABS)	01/95-, disc brak.rear axle	Gasolina	FWD	1781	66	90	02.88-05.97	■
1.8 (ADZ)	01/95-, disc brak.rear axle	Gasolina	FWD	1781	66	90	02.88-05.97	■
1.8 (RP)	01/95-, disc brak.rear axle	Gasolina	FWD	1781	66	90	02.88-05.97	■
1.8 16V (KR)		Gasolina	FWD	1781	100	136	04.88-12.89	■
1.8 (KR)		Gasolina	FWD	1781	102	139	08.91-09.93	■
1.8 G60 Syncro (PG)		Gasolina	4WD	1781	118	160	08.88-05.97	■
2.0 (2E)		Gasolina	FWD	1984	85	115	02.90-05.97	■
2.0 (ADY)		Gasolina	FWD	1984	85	115	02.90-05.97	■
2.0 (AGG)		Gasolina	FWD	1984	85	115	02.90-05.97	■
2.0 (2E)		Gasolina	FWD	1984	85	116	10.93-10.96	■
2.0 (ADY)		Gasolina	FWD	1984	85	116	10.93-10.96	■
2.0 (AGG)		Gasolina	FWD	1984	85	116	10.93-10.96	■
2.0 Syncro (2E)		Gasolina	4WD	1984	85	115	03.90-12.96	■
2.0 Syncro (ADY)		Gasolina	4WD	1984	85	115	03.90-12.96	■
2.0 Syncro (AGG)		Gasolina	4WD	1984	85	115	03.90-12.96	■
2.0 16V (9A)		Gasolina	FWD	1984	100	136	08.88-09.93	■
2.0 16V (ABF)	01/95-	Gasolina	FWD	1984	110	150	01.94-05.97	■
2.8 VR6 (AAA)	01/95-	Gasolina	FWD	2792	128	174	06.91-05.97	■
2.9 VR6 Syncro (ABV)		Gasolina	4WD	2861	135	184	01.94-05.97	■
1.9 TD (AAZ)	01/95-	Diesel	FWD	1896	55	75	03.91-05.97	■
1.9 TDI (1Z)	01/95-	Diesel	FWD	1896	66	90	10.93-05.97	■
1.9 TDI (AHU)	01/95-	Diesel	FWD	1896	66	90	10.93-05.97	■
1.9 TDI (AFN)		Diesel	FWD	1896	81	110	03.96-05.97	■
PASSAT B5 (3B2) 08.96-12.01					Saloon (Large family car-D Segment)			
1.6 (ADP)		Gasolina	FWD	1595	74	101	10.96-11.00	■
1.6 (AHL)		Gasolina	FWD	1595	74	101	10.96-11.00	■
1.6 (ANA)		Gasolina	FWD	1595	74	101	10.96-11.00	■
1.6 (ARM)		Gasolina	FWD	1595	74	101	10.96-11.00	■
1.6 (ALZ)	PR 1KF, PR 1KD	Gasolina	FWD	1595	75	102	11.00-05.05	■
1.8 (AFY)		Gasolina	FWD	1781	85	115	01.97-11.00	■
1.8	PR 1KF, PR 1KD	Gasolina	FWD	1781	85	116	11.00-03.05	■
1.8 (ADR)		Gasolina	FWD	1781	92	125	10.96-11.00	■
1.8 (APT)		Gasolina	FWD	1781	92	125	10.96-11.00	■
1.8 (ARG)		Gasolina	FWD	1781	92	125	10.96-11.00	■
1.8 Syncro/4motion (ADR)		Gasolina	4WD	1781	92	125	12.96-08.00	■

LISTA DE APLICACIONES - BUYERS GUIDE

1.8 Syncro/4motion (APT)		Gasolina	4WD	1781	92	125	12.96-08.00	■
1.8 Syncro/4motion (ARG)		Gasolina	4WD	1781	92	125	12.96-08.00	■
1.8 T (AEB)		Gasolina	FWD	1781	110	150	10.96-11.00	■
1.8 T (ANB)		Gasolina	FWD	1781	110	150	10.96-11.00	■
1.8 T (APU)		Gasolina	FWD	1781	110	150	10.96-11.00	■
1.8 T (ATW)		Gasolina	FWD	1781	110	150	10.96-11.00	■
1.8 T (AUG)		Gasolina	FWD	1781	110	150	10.96-11.00	■
1.8 T 20V (AWT)	PR 1KF, PR 1KD	Gasolina	FWD	1781	110	150	11.00-05.05	■
1.8 T (AWM)	PR 1KF, PR 1KD	Gasolina	FWD	1781	125	170	02.01-11.05	■
1.8 T 4motion (AWM)	PR 1KF, PR 1KD, PR 1KE, PR 1KW	Gasolina	4WD	1781	125	170	11.03-05.05	■
2.0 (AZM)	PR 1KF, PR 1KD	Gasolina	FWD	1984	85	115	11.00-05.05	■
2.0 4motion (AZM)	PR 1KF, PR 1KD, PR 1KE, PR 1KW	Gasolina	4WD	1984	85	115	11.00-05.05	■
2.0 (ASU)		Gasolina	FWD	1984	88	120	04.00-11.00	■
2.0 (AUZ)		Gasolina	FWD	1984	88	120	04.00-11.00	■
2.0 4motion (ASU)		Gasolina	4WD	1984	88	120	04.00-11.00	■
2.0 (ALT)	PR 1KF, PR 1KD	Gasolina	FWD	1984	96	130	11.01-05.05	■
2.3 VR5 (AGZ)		Gasolina	FWD	2324	110	150	10.96-11.00	■
2.3 VR5 Syncro/4motion (AGZ)		Gasolina	4WD	2324	110	150	10.97-11.00	■
2.3 V5 (AZX)	PR 1KF, PR 1KD	Gasolina	FWD	2324	125	170	11.00-05.05	■
2.3 V5 4motion (AZX)	PR 1KF, PR 1KD, PR 1KE, PR 1KW	Gasolina	4WD	2324	125	170	11.00-05.05	■
2.8 V6 (AGE)		Gasolina	FWD	2771	132	180	05.97-09.99	■
2.8 (BBG)	PR 1KF, PR 1KD	Gasolina	FWD	2771	140	190	10.00-05.05	■
2.8 4motion (BBG)	PR 1KD, PR 1KF, PR 1KE	Gasolina	4WD	2771	140	190	10.00-05.05	■
2.8 V6 (ATX)		Gasolina	FWD	2771	140	190	09.99-11.00	■
2.8 V6 (BBG)		Gasolina	FWD	2771	140	190	09.99-11.00	■
2.8 V6 4motion (ATX)		Gasolina	4WD	2771	140	190	09.99-11.00	■
2.8 (AMX)	PR 1KF, PR 1KD	Gasolina	FWD	2771	142	193	05.02-05.03	■
2.8 (ATQ)	PR 1KF, PR 1KD	Gasolina	FWD	2771	142	193	05.02-05.03	■
2.8 4motion (AMX)	PR 1KF, PR 1KD, PR 1KE, PR 1KW	Gasolina	4WD	2771	142	193	11.00-05.05	■
2.8 4motion (ATQ)	PR 1KF, PR 1KD, PR 1KE, PR 1KW	Gasolina	4WD	2771	142	193	11.00-05.05	■
2.8 V6 (ACK)		Gasolina	FWD	2771	142	193	08.96-11.00	■
2.8 V6 (AHA)		Gasolina	FWD	2771	142	193	08.96-11.00	■
2.8 V6 (APR)		Gasolina	FWD	2771	142	193	08.96-11.00	■
2.8 V6 (AQD)		Gasolina	FWD	2771	142	193	08.96-11.00	■
2.8 V6 Syncro/4motion (ACK)		Gasolina	4WD	2771	142	193	10.96-11.00	■
2.8 V6 Syncro/4motion (AHA)		Gasolina	4WD	2771	142	193	10.96-11.00	■
2.8 V6 Syncro/4motion (ALG)		Gasolina	4WD	2771	142	193	10.96-11.00	■
2.8 V6 Syncro/4motion (APR)		Gasolina	4WD	2771	142	193	10.96-11.00	■
2.8 V6 Syncro/4motion (AQD)		Gasolina	4WD	2771	142	193	10.96-11.00	■
4.0 W8 4motion (BDN)	PR 1KE, PR 1KW	Gasolina	4WD	3999	202	275	09.01-09.04	■
4.0 W8 4motion (BDP)	PR 1KE, PR 1KW	Gasolina	4WD	3999	202	275	09.01-09.04	■
1.9 TDI (AHH)		Diesel	FWD	1896	66	90	10.96-11.00	■
1.9 TDI (AHU)		Diesel	FWD	1896	66	90	10.96-11.00	■
1.9 TDI (AVB)		Diesel	FWD	1896	74	101	02.00-11.00	■
1.9 TDI (AVB)	PR 1KF, PR 1KD	Diesel	FWD	1896	74	101	11.00-05.05	■
1.9 TDI (AFN)		Diesel	FWD	1896	81	110	10.96-11.00	■
1.9 TDI (AVG)		Diesel	FWD	1896	81	110	10.96-11.00	■
1.9 TDI Syncro/4motion (AFN)		Diesel	4WD	1896	81	110	06.97-08.00	■
1.9 TDI Syncro/4motion (AVG)		Diesel	4WD	1896	81	110	06.97-08.00	■

LISTA DE APLICACIONES - BUYERS GUIDE

1.9 TDI (AJM)		Diesel	FWD	1896	85	115	08.98-11.00	■
1.9 TDI (ATJ)		Diesel	FWD	1896	85	115	08.98-11.00	■
1.9 TDI 4motion (ATJ)		Diesel	4WD	1896	85	115	08.99-11.00	■
1.9 TDI (AVF)	PR 1KF, PR 1KD	Diesel	FWD	1896	96	130	11.00-05.05	■
1.9 TDI (AWX)	PR 1KF, PR 1KD	Diesel	FWD	1896	96	130	11.00-05.05	■
1.9 TDI 4motion (AVF)	PR 1KF, PR 1KD, PR 1KE, PR 1KW	Diesel	4WD	1896	96	130	11.00-05.05	■
2.0 TDI (BGW)	PR 1KF, PR 1KD	Diesel	FWD	1968	100	136	12.03-05.05	■
2.0 TDI (BHW)	PR 1KF, PR 1KD	Diesel	FWD	1968	100	136	12.03-05.05	■
2.5 TDI (AFB)		Diesel	FWD	2496	110	150	07.98-11.00	■
2.5 TDI (AKN)		Diesel	FWD	2496	110	150	07.98-11.00	■
2.5 TDI (AKN)	PR 1KF, PR 1KD	Diesel	FWD	2496	110	150	11.00-05.05	■
2.5 TDI 4motion (AFB)	PR 1KF, PR 1KD, PR 1KE, PR 1KW	Diesel	4WD	2496	110	150	11.00-05.05	■
2.5 TDI 4motion (AKN)	PR 1KF, PR 1KD, PR 1KE, PR 1KW	Diesel	4WD	2496	110	150	11.00-05.05	■
2.5 TDI Syncro/4motion (AFB)		Diesel	4WD	2496	110	150	12.98-11.00	■
2.5 TDI Syncro/4motion (AKN)		Diesel	4WD	2496	110	150	12.98-11.00	■
2.5 TDI (BDG)	PR 1KF, PR 1KD	Diesel	FWD	2496	120	163	05.03-05.05	■
2.5 TDI 4motion (BAU)	PR 1KF, PR 1KD, PR 1KE, PR 1KW	Diesel	4WD	2496	132	180	01.03-05.05	■
2.5 TDI 4motion (BDH)	PR 1KF, PR 1KD, PR 1KE, PR 1KW	Diesel	4WD	2496	132	180	01.03-05.05	■
PASSAT B5 Variant (3B5) 05.97-12.01					Estate (Large family car-D Segment)			
1.6 (ADP)		Gasolina	FWD	1595	74	101	06.97-11.00	■
1.6 (AHL)		Gasolina	FWD	1595	74	101	06.97-11.00	■
1.6 (ANA)		Gasolina	FWD	1595	74	101	06.97-11.00	■
1.6 (ARM)		Gasolina	FWD	1595	74	101	06.97-11.00	■
1.6 (ALZ)	PR 1KF, PR 1KD	Gasolina	FWD	1595	75	102	11.00-05.05	■
1.8 (AFY)		Gasolina	FWD	1781	85	115	06.97-11.00	■
1.8 (ADR)		Gasolina	FWD	1781	92	125	06.97-11.00	■
1.8 (APT)		Gasolina	FWD	1781	92	125	06.97-11.00	■
1.8 (ARG)		Gasolina	FWD	1781	92	125	06.97-11.00	■
1.8 Syncro/4motion (ADR)		Gasolina	4WD	1781	92	125	06.97-11.00	■
1.8 Syncro/4motion (APT)		Gasolina	4WD	1781	92	125	06.97-11.00	■
1.8 Syncro/4motion (ARG)		Gasolina	4WD	1781	92	125	06.97-11.00	■
1.8 T (AEB)		Gasolina	FWD	1781	110	150	05.97-11.00	■
1.8 T (ANB)		Gasolina	FWD	1781	110	150	05.97-11.00	■
1.8 T (APU)		Gasolina	FWD	1781	110	150	05.97-11.00	■
1.8 T (ATW)		Gasolina	FWD	1781	110	150	05.97-11.00	■
1.8 T (AUG)		Gasolina	FWD	1781	110	150	05.97-11.00	■
1.8 T 20V (AWT)	PR 1KF, PR 1KD	Gasolina	FWD	1781	110	150	11.00-05.05	■
1.8 4motion (AWM)	PR 1KF, PR 1KD, PR 1KE, PR 1KW	Gasolina	4WD	1781	125	170	11.03-05.05	■
1.8 T (AWM)	PR 1KF, PR 1KD	Gasolina	FWD	1781	125	170	05.02-08.05	■
2.0 (AZM)	PR 1KF, PR 1KD	Gasolina	FWD	1984	85	115	11.00-05.05	■
2.0 4motion (AZM)	PR 1KF, PR 1KD, PR 1KE, PR 1KW	Gasolina	4WD	1984	85	115	11.00-05.05	■
2.0 (ASU)		Gasolina	FWD	1984	88	120	04.00-11.00	■
2.0 (AUZ)		Gasolina	FWD	1984	88	120	04.00-11.00	■
2.0 4motion (ASU)		Gasolina	4WD	1984	88	120	04.00-11.00	■
2.0 4motion (AUZ)		Gasolina	4WD	1984	88	120	04.00-11.00	■
2.0 (ALT)	PR 1KF, PR 1KD	Gasolina	FWD	1984	96	130	11.01-05.05	■
2.3 VR5 (AGZ)		Gasolina	FWD	2324	110	150	06.97-11.00	■
2.3 VR5 Syncro/4motion (AGZ)		Gasolina	4WD	2324	110	150	10.97-11.00	■

LISTA DE APLICACIONES - BUYERS GUIDE

2.3 VR5 (AZX)	PR 1KF, PR 1KD	Gasolina	FWD	2324	125	170	11.00-05.05	■
2.3 VR5 4motion (AZX)	PR 1KF, PR 1KD, PR 1KE, PR 1KW	Gasolina	4WD	2324	125	170	11.00-05.05	■
2.8 V6 (AGE)		Gasolina	FWD	2771	132	180	09.97-09.99	■
2.8 (BBG)	PR 1KF, PR 1KD, PR 1KE, PR 1KW	Gasolina	FWD	2771	140	190	10.00-05.05	■
2.8 4motion (BBG)	PR 1KD, PR 1KF, PR 1KE	Gasolina	4WD	2771	140	190	10.00-05.05	■
2.8 V6 (ATX)		Gasolina	FWD	2771	140	190	09.99-11.00	■
2.8 V6 4motion (ATX)		Gasolina	4WD	2771	140	190	09.99-11.00	■
2.8 (ATQ)	PR 1KF, PR 1KD, PR 1KE, PR 1KW	Gasolina	FWD	2771	142	193	10.00-08.05	■
2.8 4motion (AMX)	PR 1KF, PR 1KD, PR 1KE, PR 1KW	Gasolina	4WD	2771	142	193	11.00-05.05	■
2.8 4motion (ATQ)	PR 1KF, PR 1KD, PR 1KE, PR 1KW	Gasolina	4WD	2771	142	193	11.00-05.05	■
2.8 V6 (ACK)		Gasolina	FWD	2771	142	193	06.97-11.00	■
2.8 V6 (AHA)		Gasolina	FWD	2771	142	193	06.97-11.00	■
2.8 V6 (APR)		Gasolina	FWD	2771	142	193	06.97-11.00	■
2.8 V6 (AQD)		Gasolina	FWD	2771	142	193	06.97-11.00	■
2.8 V6 (ATQ)		Gasolina	FWD	2771	142	193	06.97-11.00	■
2.8 V6 Syncro/4motion (ACK)		Gasolina	4WD	2771	142	193	06.97-11.00	■
2.8 V6 Syncro/4motion (AHA)		Gasolina	4WD	2771	142	193	06.97-11.00	■
2.8 V6 Syncro/4motion (ALG)		Gasolina	4WD	2771	142	193	06.97-11.00	■
2.8 V6 Syncro/4motion (APR)		Gasolina	4WD	2771	142	193	06.97-11.00	■
2.8 V6 Syncro/4motion (AQD)		Gasolina	4WD	2771	142	193	06.97-11.00	■
2.8 V6 Syncro/4motion (ATQ)		Gasolina	4WD	2771	142	193	06.97-11.00	■
4.0 W8 4motion (BDN)	PR 1KE, PR 1KW	Gasolina	4WD	3999	202	275	09.01-09.04	■
4.0 W8 4motion (BDP)	PR 1KE, PR 1KW	Gasolina	4WD	3999	202	275	09.01-09.04	■
1.9 TDI (AHH)		Diesel	FWD	1896	66	90	06.97-11.00	■
1.9 TDI (AHU)		Diesel	FWD	1896	66	90	06.97-11.00	■
1.9 TDI (AVB)		Diesel	FWD	1896	74	101	02.00-11.00	■
1.9 TDI (AVB)	PR 1KF, PR 1KD	Diesel	FWD	1896	74	101	11.00-05.05	■
1.9 TDI (AFN)		Diesel	FWD	1896	81	110	06.97-11.00	■
1.9 TDI (AVG)		Diesel	FWD	1896	81	110	06.97-11.00	■
1.9 TDI Syncro/4motion (AFN)		Diesel	4WD	1896	81	110	06.97-08.00	■
1.9 TDI Syncro/4motion (AVG)		Diesel	4WD	1896	81	110	06.97-08.00	■
1.9 TDI (AJM)		Diesel	FWD	1896	85	115	08.98-11.00	■
1.9 TDI (ATJ)		Diesel	FWD	1896	85	115	08.98-11.00	■
1.9 TDI 4motion (AJM)		Diesel	4WD	1896	85	115	08.99-11.00	■
1.9 TDI 4motion (ATJ)		Diesel	4WD	1896	85	115	08.99-11.00	■
1.9 TDI (AVF)	PR 1KF, PR 1KD	Diesel	FWD	1896	96	130	11.00-05.05	■
1.9 TDI (AWX)	PR 1KF, PR 1KD	Diesel	FWD	1896	96	130	11.00-05.05	■
1.9 TDI 4motion (AVF)	PR 1KF, PR 1KD, PR 1KE, PR 1KW	Diesel	4WD	1896	96	130	11.00-05.05	■
2.0 TDI (BGW)	PR 1KF, PR 1KD	Diesel	FWD	1968	100	136	12.03-05.05	■
2.0 TDI (BHW)	PR 1KF, PR 1KD	Diesel	FWD	1968	100	136	12.03-05.05	■
2.5 TDI (AFB)		Diesel	FWD	2496	110	150	07.98-11.00	■
2.5 TDI (AKN)		Diesel	FWD	2496	110	150	07.98-11.00	■
2.5 TDI (AKN)	PR 1KF, PR 1KD	Diesel	FWD	2496	110	150	11.00-05.05	■
2.5 TDI 4motion (AKN)	PR 1KF, PR 1KD, PR 1KE, PR 1KW	Diesel	4WD	2496	110	150	11.00-05.05	■
2.5 TDI Syncro/4motion (AFB)		Diesel	4WD	2496	110	150	12.98-11.00	■
2.5 TDI Syncro/4motion (AKN)		Diesel	4WD	2496	110	150	12.98-11.00	■
2.5 TDI (BDG)	PR 1KF, PR 1KD	Diesel	FWD	2496	120	163	05.03-05.05	■
2.5 TDI 4motion (BAU)	PR 1KF, PR 1KD, PR 1KE, PR 1KW	Diesel	4WD	2496	132	180	01.03-05.05	■

LISTA DE APLICACIONES - BUYERS GUIDE

2.5 TDI 4motion (BDH)	PR 1KF, PR 1KD, PR 1KE, PR 1KW	Diesel	4WD	2496	132	180	01.03-05.05	■
POLO III (6N1) 10.94-10.99					Hatchback (Supermini car-B Segment)			
1.4 16V (AHW)	disc brak.rear axle, PR 1KQ, PR 1KF, PR 2EJ	Gasolina	FWD	1390	55	75	10.99-09.01	■
1.4 16V (APE)	disc brak.rear axle, PR 1KQ, PR 1KF, PR 2EJ	Gasolina	FWD	1390	55	75	10.99-09.01	■
1.4 16V (AUA)	disc brak.rear axle, PR 1KQ, PR 1KF, PR 2EJ	Gasolina	FWD	1390	55	75	10.99-09.01	■
1.4 16V (AFK)	disc brak.rear axle, PR 1KQ, PR 1KF, PR 2EJ	Gasolina	FWD	1390	74	101	10.99-09.01	■
1.4 16V (AQQ)	disc brak.rear axle, PR 1KQ, PR 1KF, PR 2EJ	Gasolina	FWD	1390	74	101	10.99-09.01	■
1.4 16V (AUB)	disc brak.rear axle, PR 1KQ, PR 1KF, PR 2EJ	Gasolina	FWD	1390	74	101	10.99-09.01	■
100 1.4 16V (AFH)	disc brak.rear axle	Gasolina	FWD	1390	74	100	04.96-10.99	■
120 1.6 16V GTI (AJV)		Gasolina	FWD	1598	88	120	09.98-10.99	■
1.6 16V GTI (ARC)	PR 1KQ, PR 1KF, PR 2EJ	Gasolina	FWD	1598	92	125	10.99-09.01	■
1.6 16V GTI (AVY)	PR 1KQ, PR 1KF, PR 2EJ	Gasolina	FWD	1598	92	125	10.99-09.01	■
1.4 TDI (AMF)	disc brak.rear axle, PR 1KQ, PR 1KF, PR 2EJ	Diesel	FWD	1422	55	75	10.99-09.01	■
1.4 TDI	disc brak.rear axle, PR 1KQ, PR 1KF, PR 2EJ	Diesel	FWD	1422	66	90	01.00-10.00	■
POLO III CLASSIC / DERBY / FLIGHT (6V2) 01.95-11.09					Saloon (Supermini car-B Segment)			
54 1.4 (ANX)	vehicles with ABS, PR 1KK, PR 1KT	Gasolina	FWD	1390	40	54	01.98-08.99	■
60 1.4 (AEX)	vehicles with ABS, PR 1KK, PR 1KT	Gasolina	FWD	1390	44	60	12.95-09.01	■
60 1.4 (AKK)	vehicles with ABS, PR 1KK, PR 1KT	Gasolina	FWD	1390	44	60	12.95-09.01	■
60 1.4 (AKV)	vehicles with ABS, PR 1KK, PR 1KT	Gasolina	FWD	1390	44	60	12.95-09.01	■
60 1.4 (ANW)	vehicles with ABS, PR 1KK, PR 1KT	Gasolina	FWD	1390	44	60	12.95-09.01	■
60 1.4 (APQ)	vehicles with ABS, PR 1KK, PR 1KT	Gasolina	FWD	1390	44	60	12.95-09.01	■
60 1.4 (AUD)	vehicles with ABS, PR 1KK, PR 1KT	Gasolina	FWD	1390	44	60	12.95-09.01	■
75 1.4 16V (APE)	vehicles with ABS, PR 1KK, PR 1KT	Gasolina	FWD	1390	55	75	10.99-09.01	■
75 1.4 16V (AUA)	vehicles with ABS, PR 1KK, PR 1KT	Gasolina	FWD	1390	55	75	10.99-09.01	■
1.4	vehicles with ABS, PR 1KK, PR 1KT	Gasolina	FWD	1390	62	84	05.96-07.02	■
75 1.6 (1F)	vehicles with ABS, PR 1KK, PR 1KT	Gasolina	FWD	1595	55	75	11.95-09.97	■
1.6	vehicles with ABS, PR 1KK, PR 1KT	Gasolina	FWD	1595	65	88	05.96-09.01	■
100 1.6 (AEH)	vehicles with ABS, PR 1KK, PR 1KT	Gasolina	FWD	1595	74	100	12.95-09.01	■
100 1.6 (AFT)	vehicles with ABS, PR 1KK, PR 1KT	Gasolina	FWD	1595	74	100	12.95-09.01	■
100 1.6 (AKL)	vehicles with ABS, PR 1KK, PR 1KT	Gasolina	FWD	1595	74	100	12.95-09.01	■
100 1.6 (APF)	vehicles with ABS, PR 1KK, PR 1KT	Gasolina	FWD	1595	74	100	12.95-09.01	■
100 1.6 (AUR)	vehicles with ABS, PR 1KK, PR 1KT	Gasolina	FWD	1595	74	100	12.95-09.01	■
75 1.6 (AEE)	vehicles with ABS, PR 1KK, PR 1KT	Gasolina	FWD	1598	55	75	11.95-09.01	■
75 1.6 (ALM)	vehicles with ABS, PR 1KK, PR 1KT	Gasolina	FWD	1598	55	75	11.95-09.01	■
1.6 (BAH)	disc brak.rear axle, PR 2EJ, PR 1KK	Gasolina	FWD	1598	74	101	11.02-07.06	■
1.6 (CCRA)	disc brak.rear axle, PR 2EJ, PR 1KK	Gasolina	FWD	1598	74	101	11.02-07.06	■

LISTA DE APLICACIONES - BUYERS GUIDE

90 1.8 (ABS)	vehicles with ABS, PR 1KK, PR 1KT	Gasolina	FWD	1781	66	90	01.97-09.01	■
90 1.8 (ADD)	vehicles with ABS, PR 1KK, PR 1KT	Gasolina	FWD	1781	66	90	01.97-09.01	■
90 1.8 (ADZ)	vehicles with ABS, PR 1KK, PR 1KT	Gasolina	FWD	1781	66	90	01.97-09.01	■
1.8	vehicles with ABS, PR 1KK, PR 1KT	Gasolina	FWD	1781	73	99	05.96-09.01	■
1.8	PR 1KF	Gasolina	FWD	1781	75	102	08.98-08.01	■
1.8 (USF)	PR 1KF	Gasolina	FWD	1781	77	105	03.98-05.01	■
1.8	vehicles with ABS, PR 1KK, PR 1KT	Gasolina	FWD	1781	82	111	08.00-07.02	■
2.0 (ADC)	vehicles with ABS, PR 1KK, PR 1KT	Gasolina	FWD	1984	81	110	01.02-12.03	■
2.0 (ADC)	vehicles with ABS, PR 1KK, PR 1KT	Gasolina	FWD	1984	85	116	08.99-09.01	■
57 1.7 SDI (AKW)	vehicles with ABS, PR 1KK, PR 1KT	Diesel	FWD	1715	42	57	07.97-09.01	■
64 1,9 D (1Y)	vehicles with ABS, PR 1KK, PR 1KT	Diesel	FWD	1896	47	64	01.96-10.96	■
64 1.9 SDI (AEY)	vehicles with ABS, PR 1KK, PR 1KT	Diesel	FWD	1896	47	64	12.95-08.99	■
1.9 SDI (AEY)	vehicles with ABS, PR 1KK, PR 1KT	Diesel	FWD	1896	48	65	06.96-09.01	■
68 1.9 SDI (AGP)	vehicles with ABS, PR 1KK, PR 1KT	Diesel	FWD	1896	50	68	08.99-01.02	■
68 1.9 SDI (AQM)	vehicles with ABS, PR 1KK, PR 1KT	Diesel	FWD	1896	50	68	08.99-01.02	■
90 1.9 TDI (AGR)	vehicles with ABS, PR 1KK, PR 1KT	Diesel	FWD	1896	66	90	09.96-09.01	■
90 1.9 TDI (AHU)	vehicles with ABS, PR 1KK, PR 1KT	Diesel	FWD	1896	66	90	09.96-09.01	■
90 1.9 TDI (ALE)	vehicles with ABS, PR 1KK, PR 1KT	Diesel	FWD	1896	66	90	09.96-09.01	■
90 1.9 TDI (ALH)	vehicles with ABS, PR 1KK, PR 1KT	Diesel	FWD	1896	66	90	09.96-09.01	■
1.9 TDI (AHU)	vehicles with ABS, PR 1KK, PR 1KT	Diesel	FWD	1896	67	91	01.97-08.99	■
110 1.9 TDI (AFN)	vehicles with ABS, PR 1KK, PR 1KT	Diesel	FWD	1896	81	110	06.98-01.02	■
110 1.9 TDI (ASV)	vehicles with ABS, PR 1KK, PR 1KT	Diesel	FWD	1896	81	110	06.98-01.02	■
POLO III PLAYA / IBIZA 01.95-11.09					Hatchback (Supermini car-B Segment)			
1.6	PR 1KK, PR 2EJ	Gasolina	FWD	1598	74	101	01.95-11.09	■
POLO III Variant (6V5) 04.97-09.01					Estate (Supermini car-B Segment)			
1.9 TDI (AFN)	PR 1KK, PR 1KT	Diesel	FWD	1896	81	110	06.98-09.01	■
1.9 TDI (ASV)	PR 1KK, PR 1KT	Diesel	FWD	1896	81	110	06.98-09.01	■
POLO IV (9N_, 9A_) 10.01-10.14					Hatchback (Supermini car-B Segment)			
1.2 12V (AZQ)	disc brak.rear axle, PR 1KD, PR 1KS, PR 1KV, PR 2EJ	Gasolina	FWD	1198	47	64	10.01-07.07	■
1.2 12V (BME)	disc brak.rear axle, PR 1KD, PR 1KS, PR 1KV, PR 2EJ	Gasolina	FWD	1198	47	64	10.01-07.07	■
1.2 12V (BZG)	disc brak.rear axle, PR 1KD, PR 1KS, PR 1KV, PR 2EJ	Gasolina	FWD	1198	51	69	05.07-11.09	■
1.4 16V (AUA)	disc brak.rear axle, PR 1KD, PR 1KS, PR 1KV, PR 2EJ	Gasolina	FWD	1390	55	75	10.01-05.08	■
1.4 16V (BBY)	disc brak.rear axle, PR 1KD, PR 1KS, PR 1KV, PR 2EJ	Gasolina	FWD	1390	55	75	10.01-05.08	■
1.4 16V (BKY)	disc brak.rear axle, PR 1KD, PR 1KS, PR 1KV, PR 2EJ	Gasolina	FWD	1390	55	75	10.01-05.08	■
1.4 16V (BUD)	disc brak.rear axle, PR 1KD, PR 1KS, PR 1KV, PR 2EJ	Gasolina	FWD	1390	59	80	05.06-11.09	■
1.4 (BLM)	discØ 230, PR 1KD, PR 1KS, disc brak.rear axle, PR 1KV, PR 2EJ	Gasolina	FWD	1390	61	83	08.02-11.09	■

LISTA DE APLICACIONES - BUYERS GUIDE

1.4 FSI (AXU)	disc brak.rear axle, PR 1KD, PR 1KS, PR 1KV, PR 2EJ	Gasolina	FWD	1390	63	86	02.02-07.06	■
1.4 16V (AUB)	disc brak.rear axle, PR 1KD, PR 1KS, PR 1KV, PR 2EJ	Gasolina	FWD	1390	74	101	10.01-05.08	■
1.4 16V (BBZ)	disc brak.rear axle, PR 1KD, PR 1KS, PR 1KV, PR 2EJ	Gasolina	FWD	1390	74	101	10.01-05.08	■
1.6	disc brak.rear axle, PR 1KD, PR 1KS, PR 1KV, PR 2EJ	Gasolina	FWD	1598	74	101	08.02-05.05	■
1.6 Flex	disc brak.rear axle, PR 1KD, PR 1KS, PR 1KV, PR 2EJ	Gasolina	FWD	1598	76	103	12.04-04.08	■
1.6 16V (BTS)	disc brak.rear axle, PR 1KD, PR 1KS, PR 1KV, PR 2EJ	Gasolina	FWD	1598	77	105	05.06-11.09	■
1.8 GTI (BJX)	PR 1KD, PR 1KS, PR 1KV, PR 2EJ	Gasolina	FWD	1781	110	150	09.05-11.09	■
1.8 GTi Cup Edition (BBU)	PR 2EJ	Gasolina	FWD	1781	132	180	05.06-11.09	■
2.0	PR 1KD, PR 1KS, PR 1KV, PR 2EJ	Gasolina	FWD	1984	85	115	10.04-11.09	■
2.0 Total Flex	PR 1KD, PR 1KS, PR 1KV, PR 2EJ	Gasolina	FWD	1984	88	120	10.08-04.09	■
1.4 BiFuel (BUD)	disc brak.rear axle, PR 1KD, PR 1KS, PR 1KV, PR 2EJ	Gasol./Gas (LPG)	FWD	1390	60	82	05.06-11.09	■
1.6 TotalFlex (CCRA)	disc brak.rear axle, PR 1KD, PR 1KS, PR 1KV, PR 2EJ	Gasol./Etanol	FWD	1598	77	104	05.08-10.14	■
1.6 Flex	disc brak.rear axle, PR 1KD, PR 1KS, PR 1KV, PR 2EJ	Gasol./Etanol	FWD	1599	74	101	06.08-04.09	■
1.4 TDI (BNM)	disc brak.rear axle, PR 1KD, PR 1KS, PR 1KV, PR 2EJ	Diesel	FWD	1422	51	70	04.05-11.09	■
1.4 TDI (BWB)	disc brak.rear axle, PR 1KD, PR 1KS, PR 1KV, PR 2EJ	Diesel	FWD	1422	51	70	04.05-11.09	■
1.4 TDI (AMF)	disc brak.rear axle, PR 1KD, PR 1KS, PR 1KV, PR 2EJ	Diesel	FWD	1422	55	75	10.01-06.05	■
1.4 TDI (BAY)	disc brak.rear axle, PR 1KD, PR 1KS, PR 1KV, PR 2EJ	Diesel	FWD	1422	55	75	10.01-06.05	■
1.4 TDI (BMS)	disc brak.rear axle, PR 1KD, PR 1KS, PR 1KV, PR 2EJ	Diesel	FWD	1422	59	80	04.05-11.09	■
1.4 TDI (BNV)	disc brak.rear axle, PR 1KD, PR 1KS, PR 1KV, PR 2EJ	Diesel	FWD	1422	59	80	04.05-11.09	■
1.9 TDI (ATD)	disc brak.rear axle, PR 1KD, PR 1KS, PR 1KV, PR 2EJ	Diesel	FWD	1896	74	101	10.01-11.09	■
1.9 TDI (AXR)	disc brak.rear axle, PR 1KD, PR 1KS, PR 1KV, PR 2EJ	Diesel	FWD	1896	74	101	10.01-11.09	■
1.9 TDI (BMT)	disc brak.rear axle, PR 1KD, PR 1KS, PR 1KV, PR 2EJ	Diesel	FWD	1896	74	101	10.01-11.09	■
1.9 TDI (ASZ)	PR 9U0, PR 1LN, PR 1ZH, PR 1KD, PR 1KS, PR 1KV, PR 2EJ	Diesel	FWD	1896	96	130	11.03-11.09	■
1.9 TDI (BLT)	PR 9U0, PR 1LN, PR 1ZH, PR 1KD, PR 1KS, PR 1KV, PR 2EJ	Diesel	FWD	1896	96	130	11.03-11.09	■
POLO IV (9N2) 09.02-12.10						Saloon (Supermini car-B Segment)		
1.6 Classic (BCD)	PR 1KD, PR 1KS, PR 2EJ, PR 1KK, PR 9U0	Gasolina	FWD	1595	74	101	09.04-12.06	■
1.6 (BAH)	PR 1KD, PR 1KS, PR 2EJ, PR 1KK, PR 9U0	Gasolina	FWD	1598	74	101	09.02-05.05	■
1.6	PR 2EJ, PR 1KK, PR 1KT	Gasolina	FWD	1598	77	105	01.07-12.10	■
1.9 TDI (ATD)	disc brak.rear axle, PR 2EJ, PR 1KK	Diesel	FWD	1896	74	101	07.03-12.10	■
POLO IV / DERBY (9A4, 9A2, 9N2, 9A6) 09.02-						Saloon (Supermini car-B Segment)		
1.0 (ARA)	PR 1KS, PR 1KK, PR 1KT	Gasolina	FWD	999	58	79	02.03-10.03	■
1.4 (BBY)	PR 1KS, PR 1KK, PR 1KT	Gasolina	FWD	1390	55	75	11.02-04.12	■
1.4 (BKY)	PR 1KS, PR 1KK, PR 1KT	Gasolina	FWD	1390	55	75	11.02-04.12	■
1.4 (BLM)	PR 1KS, PR 1KK, PR 1KT	Gasolina	FWD	1390	61	83	12.03-08.10	■
1.4 (BBZ)	PR 1KS, PR 1KK, PR 1KT	Gasolina	FWD	1390	74	101	11.03-06.05	■
1.6 (BAH)	PR 1KS, PR 1KK, PR 1KT	Gasolina	FWD	1598	74	101	09.02-	■
1.6 (CCRA)	PR 1KS, PR 1KK, PR 1KT	Gasolina	FWD	1598	74	101	09.02-	■
1.6 (CFZA)	PR 1KS, PR 1KK, PR 1KT	Gasolina	FWD	1598	74	101	09.02-	■

LISTA DE APLICACIONES - BUYERS GUIDE

2.0	PR 1KS, PR 1KK, PR 1KT	Gasolina	FWD	1984	85	115	09.02-	■
1.6 TotalFlex (BPA)	PR 1KS, PR 1KK, PR 1KT	Gasol./Etanol	FWD	1598	74	101	10.04-06.06	■
1.6 TotalFlex (CCRA)	PR 1KS, PR 1KK, PR 1KT	Gasol./Etanol	FWD	1598	74	101	10.04-06.06	■
1.6 Flex (BPA)	PR 2EJ, PR 1KK	Gasol./Etanol	FWD	1598	76	103	12.04-10.14	■
1.6 Flex (CCRA)	PR 2EJ, PR 1KK, PR 1KT	Gasol./Etanol	FWD	1598	77	104	05.08-10.14	■
2.0 Flex (CFEA)	PR 2EJ, PR 1KK, PR 1KT	Gasol./Etanol	FWD	1984	88	120	10.08-12.14	■
1.4 TDI (BAY)		Diesel	FWD	1422	55	75	07.03-06.05	■
1.9 SDI (ASY)	PR 1KS, PR 1KK, PR 1KT	Diesel	FWD	1896	47	64	09.02-04.12	■
1.9 TDI (ATD)	PR 1KS, PR 1KK, PR 1KT	Diesel	FWD	1896	74	101	09.02-	■
POLO V (6R) 03.09-					Hatchback Van (Supermini car-B Segment)			
1.0 TSI (CHZB)	PR 2EJ, disc brak.rear axle	Gasolina	FWD	999	70	95	11.14-10.17	■
1.2 TSI (CJZC)	PR 2EJ	Gasolina	FWD	1197	66	90	02.14-10.17	■
1.2 TSI (CBZC)	PR 2EJ, disc brak.rear axle	Gasolina	FWD	1197	66	90	05.11-05.14	■
1.2 TSi BlueMotion (CBZB)	PR 2EJ, disc brak.rear axle	Gasolina	FWD	1197	77	105	11.09-05.14	■
1.2 TSI (CJZD)	PR 2EJ, disc brak.rear axle	Gasolina	FWD	1197	81	110	01.14-10.17	■
1.4 (CGGB)	PR 2EJ, disc brak.rear axle	Gasolina	FWD	1390	63	86	03.09-05.14	■
1.4 GTi (CAVE)		Gasolina	FWD	1390	132	179	05.10-05.14	■
1.4 TSI (CZEA)	PR 2EJ	Gasolina	FWD	1395	110	150	05.14-10.17	■
1.2 TDi BlueMotion (CFWA)	disc brak.rear axle	Diesel	FWD	1199	55	75	10.09-05.14	■
1.4 TDI (CUSB)	PR 2EJ	Diesel	FWD	1422	66	90	02.14-10.17	■
1.6 TDI (CAYA)	disc brak.rear axle	Diesel	FWD	1598	55	75	06.09-05.14	■
1.6 TDi BlueMotion (CAYB)	PR 2EJ, disc brak.rear axle	Diesel	FWD	1598	66	90	06.09-05.14	■
1.6 TDI (CAYC)	PR 2EJ, disc brak.rear axle	Diesel	FWD	1598	77	105	06.09-05.14	■
POLO V (6R1, 6C1) 03.09-					Hatchback (Supermini car-B Segment)			
1.0 TSI (CHZB)	PR 2EJ, disc brak.rear axle	Gasolina	FWD	999	70	95	11.14-10.17	■
1.0 TSI (CHZC)	PR 2EJ, disc brak.rear axle	Gasolina	FWD	999	81	110	11.14-10.17	■
1.2 TSI	PR 1KK, PR 1KT, PR 2EJ, PR 1KD, PR 1KV	Gasolina	FWD	1197	63	86	06.09-	■
1.2 TSI (CBZC)	PR 2EJ, disc brak.rear axle, PR 1KT, PR 1KK, PR 1KV	Gasolina	FWD	1197	66	90	05.11-05.14	■
1.2 TSI 16V (CJZC)	PR 2EJ, disc brak.rear axle, PR 1KT, PR 1KK, PR 1KV	Gasolina	FWD	1197	66	90	02.14-10.17	■
1.2 TSI (CBZB)	PR 2EJ, disc brak.rear axle, PR 1KT, PR 1KK, PR 1KV	Gasolina	FWD	1197	77	105	11.09-05.22	■
1.2 TSI (CJZD)	PR 2EJ, disc brak.rear axle, PR 1KT, PR 1KK, PR 1KV	Gasolina	FWD	1197	81	110	01.14-10.17	■
1.4 (6R1) (CDDA)	PR 2EJ, disc brak.rear axle	Gasolina	FWD	1390	63	85	03.09-05.14	■
1.4 (6R1) (CGGB)	PR 2EJ, disc brak.rear axle	Gasolina	FWD	1390	63	85	03.09-05.14	■
1.4 (6R1) (CLPA)	PR 2EJ, disc brak.rear axle	Gasolina	FWD	1390	63	85	03.09-05.14	■
1.4 GTi (CAVE)	PR 1KV	Gasolina	FWD	1390	132	180	05.10-05.14	■
1.4 GTi (CTHE)	PR 1KV	Gasolina	FWD	1390	132	180	05.10-05.14	■
1.4 TSI (CPTA)	PR 2EJ, disc brak.rear axle	Gasolina	FWD	1395	103	140	10.12-05.14	■
1.4 TSI (CZEA)	PR 2EJ	Gasolina	FWD	1395	110	150	05.14-10.17	■
1.6	PR 1KK, PR 1KT, PR 2EJ, PR 1KD, PR 1KV	Gasolina	FWD	1598	63	86	05.10-	■
1.6 (CWVB)	PR 2EJ, disc brak.rear axle	Gasolina	FWD	1598	66	90	07.14-10.17	■
1.6 (CFNA)	PR 1KV, PR 2EJ	Gasolina	FWD	1598	77	105	01.10-05.22	■
1.6 (CLSA)	PR 1KV, PR 2EJ	Gasolina	FWD	1598	77	105	01.10-05.22	■
1.6 (CWVA)	PR 2EJ, disc brak.rear axle	Gasolina	FWD	1598	81	110	07.14-10.17	■
1.8 GTI	PR 1KK, PR 1KT, PR 2EJ, PR 1KD, PR 1KV	Gasolina	FWD	1798	136	185	11.14-	■
1.8 GTI (DAJA)		Gasolina	FWD	1798	141	192	11.14-10.17	■

LISTA DE APLICACIONES - BUYERS GUIDE

1.8 GTI (DAJB)		Gasolina	FWD	1798	141	192	11.14-10.17	■
1.8 GTI 230 (DAJA)	PR 1KK, PR 1KT, PR 2EJ, PR 1KD, PR 1KV	Gasolina	FWD	1798	169	230	04.16-10.17	■
2.0 R WRC (CDLJ)	PR 1KD	Gasolina	FWD	1984	162	220	08.13-05.14	■
1.4 BiFuel (CMAA)	PR 1KK, PR 1KT, PR 2EJ, PR 1KD, PR 1KV, disc brak.rear axle	Gasol./Gas (LPG)	FWD	1390	60	82	03.10-01.11	■
1.6 BiFuel (CNKA)	PR 1KK, PR 1KT, PR 2EJ, PR 1KD, PR 1KV, disc brak.rear axle	Gasol./Gas (LPG)	FWD	1598	60	82	01.11-05.14	■
1.2 TDI (CFWA)	PR 1KK, PR 1KT, PR 2EJ, PR 1KD, PR 1KV, disc brak.rear axle	Diesel	FWD	1199	55	75	10.09-05.14	■
1.4 TDI (CUSB)	PR 2EJ, disc brak.rear axle	Diesel	FWD	1422	66	90	02.14-10.17	■
1.4 TDI (CUTA)	PR 2EJ, disc brak.rear axle	Diesel	FWD	1422	77	105	05.14-10.17	■
1.4 TDI (CYZA)	PR 2EJ, disc brak.rear axle	Diesel	FWD	1422	77	105	05.14-10.17	■
1.5 TDI	PR 1KK, PR 1KT, PR 2EJ, PR 1KD, PR 1KV, disc brak.rear axle	Diesel	RWD	1498	66	90	07.14-	■
1.5 TDI GT (CWXC)		Diesel	FWD	1498	81	110	04.17-03.20	■
1.6 TDI (CAYA)	PR 1KK, PR 1KT, PR 2EJ, PR 1KD, PR 1KV, disc brak.rear axle	Diesel	FWD	1598	55	75	06.09-05.14	■
1.6 TDI (CAYB)	PR 2EJ, disc brak.rear axle	Diesel	FWD	1598	66	90	06.09-05.14	■
1.6 TDI (CAYC)	PR 2EJ, disc brak.rear axle	Diesel	FWD	1598	77	105	06.09-08.15	■
1.6 TDI (CLNA)	PR 2EJ, disc brak.rear axle	Diesel	FWD	1598	77	105	06.09-08.15	■
POLO V / VENTO (602, 604, 612, 614) 05.09-						Saloon (Supermini car-B Segment)		
1.4 TSI (CZCA)	disc brak.rear axle	Gasolina	FWD	1395	92	125	05.16-03.20	■
1.6 (CWVB)		Gasolina	FWD	1598	66	90	05.15-03.20	■
1.5 TDI (CWXB)		Diesel	FWD	1498	77	105	02.14-	■
1.5 TDI (CWXC)		Diesel	FWD	1498	81	110	08.16-	■
POLO VI (AW1, BZ1, AE1) 06.17-						Hatchback (Supermini car-B Segment)		
1.0 (CHYC)	disc brak.rear axle	Gasolina	FWD	999	48	65	08.17-02.20	■
1.0 (DFNB)	disc brak.rear axle	Gasolina	FWD	999	48	65	08.17-02.20	■
1.0 (CHYB)	disc brak.rear axle	Gasolina	FWD	999	55	75	06.17-08.21	■
1.0 MPi (DFNA)	disc brak.rear axle	Gasolina	FWD	999	59	80	09.18-	■
1.0 MPi (DSGB)	disc brak.rear axle	Gasolina	FWD	999	59	80	09.18-	■
1.0 TSI (CHZL)	disc brak.rear axle	Gasolina	FWD	999	70	95	06.17-	■
1.0 TSI (DKLA)	disc brak.rear axle	Gasolina	FWD	999	70	95	06.17-	■
1.0 TSI (DLAA)	discØ 230, PR 1KV	Gasolina	FWD	999	81	110	07.20-	■
1.0 TSI (CHZJ)	discØ 230, PR 1KV	Gasolina	FWD	999	85	116	09.17-	■
1.0 TSI (DKJA)	discØ 230, PR 1KV	Gasolina	FWD	999	85	116	09.17-	■
1.0 TSI (DKRF)	discØ 230, PR 1KV	Gasolina	FWD	999	85	116	09.17-	■
1.5 TSI (DADA)	discØ 230, PR 1KV	Gasolina	FWD	1498	110	150	10.18-08.21	■
1.5 TSI (DPCA)	discØ 230, PR 1KV	Gasolina	FWD	1498	110	150	10.18-08.21	■
1.6 MPi (CWVB)		Gasolina	FWD	1598	66	90	12.17-	■
1.6 MSi		Gasolina	FWD	1598	81	110	09.17-	■
1.0 TGI (DBYA)	disc brak.rear axle	Gasol./Gas (CNG)	FWD	999	66	90	09.17-	■
1.0 MPI Flex (CSEB)		Gasol./Etanol	FWD	999	62	84	09.17-	■
1.0 TSI Comfortline, Highline Flex (DHSB)		Gasol./Etanol	FWD	999	94	128	09.17-	■
1.6 MSI Flex (CNXC)		Gasol./Etanol	FWD	1598	86	117	09.17-	■
1.6 TDI (DGTC)	disc brak.rear axle	Diesel	FWD	1598	59	80	11.17-07.19	■
1.6 TDI (DGTD)	disc brak.rear axle	Diesel	FWD	1598	70	95	11.17-02.21	■

LISTA DE APLICACIONES - BUYERS GUIDE

QUANTUM II Variant 04.85-08.94					Estate (Large family car-D Segment)			
2.0		Gasolina	FWD	1984	76	103	08.89-07.90	■
QUANTUM IV Variant 08.90-07.05					Estate (Large family car-D Segment)			
2.0		Gasolina	FWD	1984	76	103	08.90-07.95	■
2.0		Gasolina	FWD	1984	82	111	08.90-07.05	■
SAVEIRO VII (5UD, 5UE, 5UF) 01.16-					Pickup ()			
1.6 (CFZA)	PR 1KK	Gasolina	FWD	1598	74	101	01.16-	■
1.6 TotalFlex (CCRA)	PR 1KK	Gasol./Etanol	FWD	1598	76	103	01.16-	■
1.6 Cross 16V Total Flex (CNXA)	PR 1KK	Gasol./Etanol	FWD	1598	88	120	01.16-	■
SCIROCCO III (137, 138) 05.08-					Coupe (Sport compact car-C Segment)			
1.4 TSI (CAXA)	PR 1KD	Gasolina	FWD	1390	90	122	08.08-11.17	■
1.4 TSI (CMSB)	PR 1KD	Gasolina	FWD	1390	90	122	08.08-11.17	■
1.4 TSI (CAVD)	PR 1KD	Gasolina	FWD	1390	118	160	05.08-11.17	■
1.4 TSI (CNWA)	PR 1KD	Gasolina	FWD	1390	118	160	05.08-11.17	■
1.4 TSI (CTHD)	PR 1KD	Gasolina	FWD	1390	118	160	05.08-11.17	■
1.4 TSI (CTKA)	PR 1KD	Gasolina	FWD	1390	118	160	05.08-11.17	■
1.4 TSI (CXSB)	PR 1KD	Gasolina	FWD	1395	92	125	11.13-11.17	■
1.4 TSI (CZCA)	PR 1KD	Gasolina	FWD	1395	92	125	11.13-11.17	■
1.4 TSI (CZDA)	PR 1KD	Gasolina	FWD	1395	110	150	07.15-11.17	■
2.0 TSI (CULA)	PR 1KD	Gasolina	FWD	1984	132	180	11.13-11.17	■
2.0 TFSI (CAWB)	PR 1KD	Gasolina	FWD	1984	147	200	05.08-11.09	■
2.0 TSI (CCZB)	PR 1KD	Gasolina	FWD	1984	155	210	11.09-11.17	■
2.0 TSI (CULC)	PR 1KD	Gasolina	FWD	1984	162	220	11.13-11.17	■
2.0 TDI (CFHB)	PR 1KD	Diesel	FWD	1968	100	136	11.10-11.17	■
2.0 TDI (CBDB)	PR 1KD	Diesel	FWD	1968	103	140	08.08-11.17	■
2.0 TDI (CFHC)	PR 1KD	Diesel	FWD	1968	103	140	08.08-11.17	■
2.0 TDI (CUUB)	PR 1KD	Diesel	FWD	1968	110	150	11.13-11.17	■
2.0 TDI (CBBB)	PR 1KD	Diesel	FWD	1968	125	170	05.09-11.17	■
2.0 TDI (CFGB)	PR 1KD	Diesel	FWD	1968	125	170	05.09-11.17	■
2.0 TDI (CFGC)	PR 1KD	Diesel	FWD	1968	130	177	01.13-11.17	■
2.0 TDI (CUWA)	PR 1KD	Diesel	FWD	1968	135	184	05.14-11.17	■
2.0 TDI (CUXA)	PR 1KD	Diesel	FWD	1968	135	184	05.14-11.17	■
SCIROCCO III (137) 06.08-05.14					Hatchback Van (Sport compact car-C Segment)			
1.4 TSI (CAXA)	PR 1KD	Gasolina	FWD	1390	90	122	08.08-05.14	■
1.4 TSI (CAVD)	PR 1KD	Gasolina	FWD	1390	118	160	06.08-05.14	■
2.0 TFSI (CCZB)	PR 1KD	Gasolina	FWD	1984	155	211	11.09-05.14	■
2.0 TDI (CBDB)	PR 1KD	Diesel	FWD	1968	103	140	08.08-05.14	■
2.0 TDI (CFHC)	PR 1KD	Diesel	FWD	1968	103	140	08.08-05.14	■
2.0 TDI (CBBB)	PR 1KD	Diesel	FWD	1968	125	170	05.09-05.14	■
2.0 TDI (CFGB)	PR 1KD	Diesel	FWD	1968	125	170	05.09-05.14	■
SHARAN (7M_) 05.95-03.10					Box Body/MPV (Large MPV-M1 Segment)			
2.0 (7M8, 7M9)		Gasolina	FWD	1984	85	116	09.96-07.02	■
2.8 VR6 (7M8)		Gasolina	FWD	2792	128	174	09.96-04.00	■
1.9 TDI (7M8, 7M9)		Diesel	FWD	1896	66	90	09.96-05.03	■
1.9 TDI (7M8)		Diesel	FWD	1896	81	110	09.96-05.03	■
1.9 TDI (7M6, 7M9)		Diesel	FWD	1896	85	116	04.00-03.10	■

LISTA DE APLICACIONES - BUYERS GUIDE

SHARAN (7M8, 7M9, 7M6) 05.95-03.10					MPV (Large MPV-M1 Segment)			
1.8 T 20V (AJH)	-12/00	Gasolina	FWD	1781	110	150	09.97-03.10	■
1.8 T 20V (AWC)	-12/00	Gasolina	FWD	1781	110	150	09.97-03.10	■
2.0 (ADY)		Gasolina	FWD	1984	85	115	09.95-03.10	■
2.0 (ATM)		Gasolina	FWD	1984	85	115	09.95-03.10	■
2.0 16V		Gasolina	FWD	1984	110	150	09.95-02.00	■
2.8 VR6 (AAA)		Gasolina	FWD	2792	128	174	09.95-04.00	■
2.8 VR6 (AMY)		Gasolina	FWD	2792	128	174	09.95-04.00	■
2.8 VR6 Syncro (AAA)		Gasolina	4WD	2792	128	174	11.96-04.00	■
2.8 VR6 Syncro (AMY)		Gasolina	4WD	2792	128	174	11.96-04.00	■
1.9 TDI (1Z)		Diesel	FWD	1896	66	90	09.95-03.10	■
1.9 TDI (AHU)		Diesel	FWD	1896	66	90	09.95-03.10	■
1.9 TDI (ANU)		Diesel	FWD	1896	66	90	09.95-03.10	■
1.9 TDI (AFN)		Diesel	FWD	1896	81	110	09.96-04.00	■
1.9 TDI (AVG)		Diesel	FWD	1896	81	110	09.96-04.00	■
1.9 TDI 4motion (AUY)		Diesel	4WD	1896	85	115	03.00-03.10	■
TAIGO (CS1) 09.21-					SUV (Mini SUV-J Segment)			
1.0 TSI	PR 1KV, discØ 230, disc brak.rear axle	Gasolina	FWD	999	70	95	09.21-	■
1.0 TSI	PR 1KV, discØ 230, disc brak.rear axle	Gasolina	FWD	999	81	110	09.21-	■
1.5 TSI	PR 1KV, discØ 230, disc brak.rear axle	Gasolina	FWD	1498	110	150	09.21-	■
T-CROSS (C11, D31) 12.18-					SUV (Compact Crossover CUV-C Segment)			
1.0 TSI (CHZL)	PR 1KV, discØ 230, disc brak.rear axle	Gasolina	FWD	999	70	95	12.18-	■
1.0 TSI (DKLA)	PR 1KV, discØ 230, disc brak.rear axle	Gasolina	FWD	999	70	95	12.18-	■
1.0 TSI (DLAC)	PR 1KV, discØ 230, disc brak.rear axle	Gasolina	FWD	999	70	95	12.18-	■
1.0 TSI (DLAA)	discØ 230, PR 1KV, disc brak.rear axle	Gasolina	FWD	999	81	110	06.20-	■
1.0 TSI (DKJA)	PR 1KV, discØ 230, disc brak.rear axle	Gasolina	FWD	999	85	116	12.18-	■
1.0 TSI (DKRF)	PR 1KV, discØ 230, disc brak.rear axle	Gasolina	FWD	999	85	116	12.18-	■
1.5 TSI (DADA)	discØ 230, PR 1KV, disc brak.rear axle	Gasolina	FWD	1498	110	150	01.20-	■
1.5 TSI (DPCA)	discØ 230, PR 1KV, disc brak.rear axle	Gasolina	FWD	1498	110	150	01.20-	■
1.6 (CWSA)	disc brak.rear axle	Gasolina	FWD	1598	81	110	07.19-	■
1.0 TSI FLEXFUEL (DRPB)	disc brak.rear axle	Gasol./Et anol	FWD	999	70	95	01.19-	■
1.0 TSI FLEXFUEL (DHSC)	disc brak.rear axle	Gasol./Et anol	FWD	999	85	116	01.19-	■
1.0 TSI FLEXFUEL	disc brak.rear axle	Gasol./Et anol	FWD	999	94	128	01.19-	■
1.4 Tsi Flexfuel (CWLA)	disc brak.rear axle	Gasol./Et anol	FWD	1395	110	150	01.19-	■
1.6 TDI (DGTD)	PR 1KV, discØ 230, disc brak.rear axle	Diesel	FWD	1598	70	95	12.18-	■
VENTO / JETTA III (1H2) 11.91-11.00					Saloon (Compact car-C Segment)			
2.0 GL (AEP)	Eq.V_ GT,GTI	Gasolina	FWD	1984	79	107	05.96-12.97	■
2.0 (2E)	Eq.V_ GT,GTI	Gasolina	FWD	1984	85	115	11.91-09.98	■
2.0 (ABA)	Eq.V_ GT,GTI	Gasolina	FWD	1984	85	115	11.91-09.98	■
2.0 (ADY)	Eq.V_ GT,GTI	Gasolina	FWD	1984	85	115	11.91-09.98	■
2.0 (AGG)	Eq.V_ GT,GTI	Gasolina	FWD	1984	85	115	11.91-09.98	■
2.0 (AKR)	Eq.V_ GT,GTI	Gasolina	FWD	1984	85	115	11.91-09.98	■

LISTA DE APLICACIONES - BUYERS GUIDE

2.8 VR6 (AAA)		Gasolina	FWD	2792	120	163	01.92-09.98	■
2.8 VR6 (AAA)		Gasolina	FWD	2792	128	174	01.92-09.98	■
1.9 TDI (AFN)		Diesel	FWD	1896	81	110	04.96-09.98	■
VENTO / JETTA VII (602, 604) 01.10-					Saloon (Compact car-C Segment)			
1.6		Gasolina	FWD	1598	77	105	07.10-	■
1.6 TDI		Diesel	RWD	1598	77	105	09.13-	■
VIRTUS / POLO VI (BZ2) 10.17-					Saloon (Supermini car-B Segment)			
16 MSI		Gasolina	FWD	1598	81	110	10.17-	■
200 Tsi Flex		Gasol./Etanol	FWD	999	94	128	11.17-	■
1.4 GTS FLEXFUEL (CWLA)		Gasol./Etanol	FWD	1395	110	150	11.19-	■
16 MSI Flex		Gasol./Etanol	FWD	1598	86	117	11.17-	■
VW (FAW)								
SAGITAR III (0J3, 0J4) 03.19-					Saloon (Compact car-C Segment)			
200TSi	PR 1KD, PR 1KQ, PR 1KU, PR 1KX, PR 1KW, PR 1KY	Gasolina	FWD	1197	85	116	03.19-	■
280TSi	PR 1KD, PR 1KQ, PR 1KU, PR 1KX, PR 1KW, PR 1KY	Gasolina	FWD	1395	110	150	03.19-	■
TACQUA (C71) 12.19-					Closed Off-Road Vehicle ()			
2850TSi	PR 1KV	Gasolina	FWD	1395	110	150	12.19-	■
1.5	PR 1KV	Gasolina	FWD	1498	83	113	12.19-	■
VW (SVW)								
PASSAT B5 (9F8) 04.00-04.09					Saloon (Large family car-D Segment)			
1.8		Gasolina	FWD	1781	92	125	04.00-02.03	■
1.8		Gasolina	FWD	1781	110	148	04.00-07.05	■
2.0		Gasolina	FWD	1984	85	114	04.00-07.05	■
2.8		Gasolina	FWD	2771	140	188	04.00-07.05	■
POLO (9J1) 01.02-03.06					Hatchback (Supermini car-B Segment)			
1.4		Gasolina	FWD	1390	55	74	01.02-03.06	■
1.6		Gasolina	FWD	1595	74	99	01.02-01.06	■
POLO II (621) 12.10-					Hatchback (Supermini car-B Segment)			
1.6		Gasolina	FWD	1598	77	105	05.14-	■
POLO PLUS III (C31) 06.19-					Hatchback (Supermini car-B Segment)			
1.5	PR 1KV	Gasolina	FWD	1498	83	113	06.19-	■
SANTANA (BR2, BR4) 12.12-					Saloon (Large family car-D Segment)			
1.4		Gasolina	FWD	1395	66	90	12.12-	■
1.5		Gasolina	FWD	1498	81	110	08.18-	■
T-CROSS (C81) 04.19-					SUV (Compact Crossover CUV-C Segment)			
1.4 280 Tsi	PR 1KV	Gasolina	FWD	1395	110	150	04.19-	■
1.5	PR 1KV	Gasolina	FWD	1498	83	113	04.19-	■
ZHONGHUA (BRILLIANCE)								
H330 04.13-					Saloon ()			
1.5		Gasolina	FWD	1498	77	105	04.13-	■
H530 08.11-					Saloon ()			
1.5		Gasolina	FWD	1498	100	136	07.12-	■
1.6 (4A92A)		Gasolina	FWD	1590	87	118	08.11-	■

LISTA DE APLICACIONES - BUYERS GUIDE

1.6 (4A92S)	Gasolina	FWD	1590	87	118	08.11-	■
JUNJIE (M2) 01.05-12.15				Saloon ()			
1.8	Gasolina	FWD	1834	100	134	02.06-07.10	■
JUNJIE CROSS 06.09-				Hatchback ()			
1.5	Gasolina	FWD	1495	75	102	06.09-12.14	■
1.5 (4A91S)	Gasolina	FWD	1499	77	105	01.10-	■
JUNJIE FRV (A1) 05.08-12.15				Hatchback ()			
1.3	Gasolina	FWD	1299	65	88	03.10-	■
1.5	Gasolina	FWD	1495	75	102	05.09-12.15	■
1.5	Gasolina	FWD	1499	77	105	04.10-	■
1.6	Gasolina	FWD	1584	74	101	05.08-	■
JUNJIE FSV 03.06-				Saloon ()			
1.5	Gasolina	FWD	1495	75	102	05.09-	■
1.5 (4A91S)	Gasolina	FWD	1499	77	105	08.10-12.15	■
JUNJIE WAGON 02.08-				Estate ()			
2.0	Gasolina	FWD	1991	102	139	08.10-12.15	■
2.0	Gasolina	FWD	1997	95	129	12.08-12.15	■
V5 11.11-				Closed Off-Road Vehicle (Compact SUV-J Segment)			
1.5 T	Gasolina	FWD	1493	100	136	11.11-	■
1.5 T	Gasolina	FWD	1498	110	150	08.14-	■
1.5 T A las 4 ruedas	Gasolina	FWD	1498	110	150	08.14-	■
1.6	Gasolina	FWD	1586	87	118	11.11-	■
ZUNCHI (M1) 12.04-				Saloon ()			
1.8 T	Gasolina	FWD	1793	125	168	03.07-12.15	■
1.8	Gasolina	FWD	1834	100	134	08.07-12.10	■
2.0	Gasolina	FWD	1997	95	129	12.04-07.09	■