


LISTA DE APLICACIONES - BUYERS GUIDE

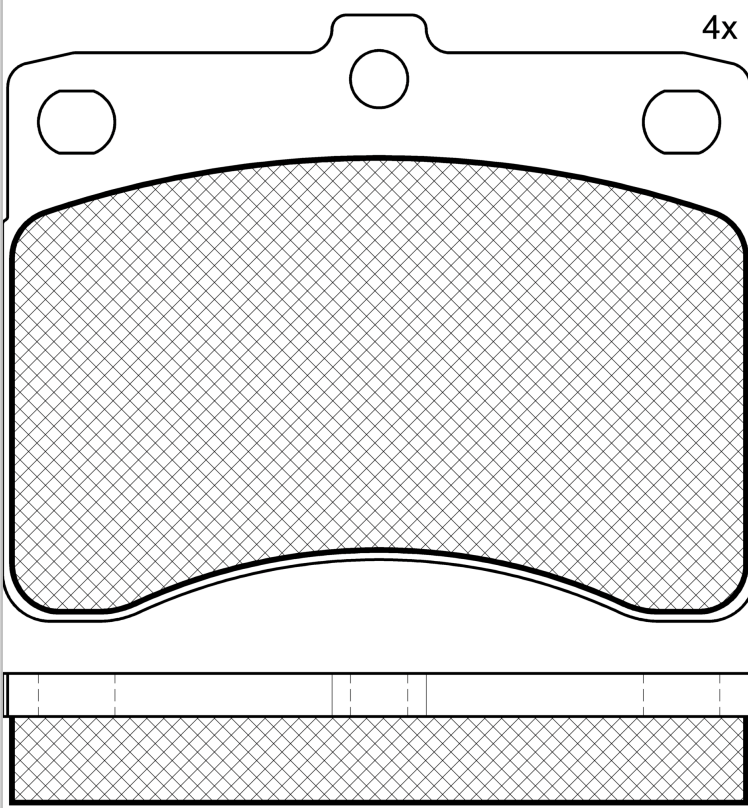
180725



8 424073 009876


Qty: 300 Weight: 874

O.E.M.	MAKE
0449187	BEDFORD
04491-87208	DAIHATSU
04491-87208-000	DAIHATSU
04491-87211	DAIHATSU
04491-87211-000	DAIHATSU
04491-87212	DAIHATSU
04491-87212-000	DAIHATSU
04491-87223	DAIHATSU
04491-87223-000	DAIHATSU
04491-87225	DAIHATSU
04491-87225-000	DAIHATSU
04491-87227	DAIHATSU
04491-87227-000	DAIHATSU
04491-87233	DAIHATSU
04491-87233-000	DAIHATSU
04491-87501	DAIHATSU
04491-87501-000	DAIHATSU
04491-87503	ASIA MOTORS
04491-87503-000	DAIHATSU
04491-87504	DAIHATSU
04491-87506	DAIHATSU
04491-87510	DAIHATSU
04491-87510-000	DAIHATSU
04491-87511	DAIHATSU
04491-87511-000	DAIHATSU



4x

180725

 **E 90R-02A0111/0176**
Sumitomo

78.7x63.6x13.5

WVA
20780

MAKE
ASIA MOTORS
BEDFORD
DAIHATSU
PERODUA
PIAGGIO



Trac.	CC	Kw	CV
-------	----	----	----



Front / Rear

ASIA MOTORS

TOWNER (AS84, AS85) 07.92-12.02

						Bus (Minibus-M2-Segment)		
0.8		Gasolina	RWD	796	29	39	07.92-09.01	■
0.8		Gasolina	FWD	796	31	42	02.97-12.02	■
0.8 (CD)		Gasolina	RWD	843	33	45	07.92-12.02	■

TOWNER (AS84, AS85) 07.92-09.03

						Van (LCVs-N1 Segment)		
0.8		Gasolina	RWD	796	29	39	07.92-09.01	■
0.8		Gasolina	FWD	796	31	42	03.96-12.02	■
0.8 (CD)		Gasolina	RWD	843	33	45	07.92-12.02	■

BEDFORD

RASCAL 06.86-06.90

						Bus (Minibus-M2-Segment)		
1.0		Gasolina	FWD	970	34	46	07.86-06.90	■

RASCAL 06.86-06.90

						Van (LCVs-N1 Segment)		
1.0		Gasolina	FWD	970	34	46	07.86-06.90	■
1.0 A las 4 ruedas (CB)		Gasolina	4WD	993	34	46	07.86-06.90	■

DAIHATSU

1000 07.86-12.89

						Van (LCVs-N1 Segment)		
1.0 (CB 10)		Gasolina	RWD	993	33	45	07.86-12.89	■
1.0 4x4 (CB 10)		Gasolina	4WD	993	33	45	07.86-12.89	■

55 WIDE / HIJET 04.80-04.83

						Platform/Chassis (LCVs-N1 Segment)		
0.5 (S60) (AB)		Gasolina	RWD	547	20	27	04.80-04.83	■
0.5 (S60) (AB)		Gasolina	RWD	547	20	27	04.80-04.83	■

LISTA DE APLICACIONES - BUYERS GUIDE

55 WIDE / HIJET 09.77-04.83					Van (LCVs-N1 Segment)			
0.5 (S60) (AB)		Gasolina	RWD	547	20	27	09.77-04.83	■
850 (E65) 07.86-12.89					Van (LCVs-N1 Segment)			
0.8		Gasolina	RWD	843	34	46	07.86-12.89	■
ATRAI 06.92-07.99					Van (LCVs-N1 Segment)			
0.7		Gasolina	FWD	659	32	44	06.92-07.99	■
ATRAI WAGON 06.92-07.99					Bus (Minibus-M2-Segment)			
0.7 (EF-RS)		Gasolina	RWD	659	32	44	06.92-07.99	■
0.7 4x4 (EF-RS)		Gasolina	4WD	659	32	44	06.92-07.99	■
0.7 MX		Gasolina	FWD	659	47	64	06.92-07.99	■
0.7 MX		Gasolina	FWD	659	47	64	06.92-07.99	■
CUORE II / DOMINO / MIRA (L80, L81) 09.85-12.90					Hatchback (City car-A Segment)			
0.7		Gasolina	FWD	659	30	41	10.87-08.90	■
0.8 (L80) (ED 10)		Gasolina	FWD	847	29	39	11.89-12.90	■
0.8 (L80) (ED 10)		Gasolina	FWD	847	32	44	09.85-06.90	■
0.8 4WD (L81) (ED 10)		Gasolina	4WD	847	32	44	09.86-10.88	■
CUORE III / MIRA (L200, L201) 08.90-04.95					Hatchback (City car-A Segment)			
0.7		Gasolina	FWD	659	29	39	08.90-09.94	■
0.7 (EF-EL)		Gasolina	FWD	659	30	41	08.90-11.94	■
0.7		Gasolina	FWD	659	37	50	08.90-09.94	■
0.7 Turbo		Gasolina	FWD	659	45	61	08.90-09.94	■
0.7		Gasolina	FWD	659	47	64	08.90-09.94	■
CUORE IV / CHARADE CENTRO IV (L501) 08.94-12.99					Hatchback (City car-A Segment)			
0.7		Gasolina	FWD	659	32	44	12.94-10.98	■
DOMINO II 01.85-					Hatchback (City car-A Segment)			
0.8 TX	01/85-	Gasolina	FWD	800	32	44	01.85-	■
HANDIVAN II (_L_) 03.86-06.90					Van (LCVs-N1 Segment)			
0.8		Gasolina	FWD	846	26	35	03.86-06.90	■
HIJET IX (S20_, S21_) 06.98-10.05					Bus (Minibus-M2-Segment)			
1.3 (S221G) (HC-E)		Gasolina	RWD	1295	48	65	06.98-10.05	■
HIJET IX 04.98-					Platform/Chassis (LCVs-N1 Segment)			
1.3 (HC-E)	-12/99	Gasolina	RWD	1295	48	65	06.98-	■
1.3 4WD (HC-E)		Gasolina	4WD	1295	48	65	10.01-06.04	■
1.3	-12/99	Gasolina	FWD	1295	52	71	06.98-	■
1.3		Gasolina	FWD	1295	55	75	06.98-10.99	■
1.5		Gasolina	FWD	1495	71	97	11.07-	■
1.4 D (LDW14)		Diesel	RWD	1371	28	38	04.98-12.99	■
HIJET VI (S7_) 09.83-05.86					Platform/Chassis (LCVs-N1 Segment)			
1.0		Gasolina	FWD	993	33	45	09.83-05.86	■
1.0		Gasolina	FWD	993	33	45	09.83-05.86	■
HIJET VII (S80,S82) 06.86-06.90					Bus (Minibus-M2-Segment)			
0.8 (CD)		Gasolina	RWD	843	29	39	06.86-12.89	■
1.0 (S85) (CB)		Gasolina	RWD	993	33	45	06.86-12.89	■
HIJET VII (_U20) 07.86-10.90					Platform/Chassis (City car-A Segment)			
0.8 (CD)		Gasolina	RWD	843	29	39	07.86-10.90	■
1.0 Touring (CB 10)		Gasolina	RWD	993	33	45	07.86-10.90	■

LISTA DE APLICACIONES - BUYERS GUIDE

1.0 Touring 4x4 (CB 10)	Gasolina	4WD	993	33	45	07.86-10.90	■
HIJET VII (S8_, S9_) 06.86-12.09				Platform/Chassis (LCVs-N1 Segment)			
1.0 Touring (S85) (CB 10)	Gasolina	RWD	993	33	45	06.86-12.89	■
HIJET VII (S8_) 06.86-10.90				Van (LCVs-N1 Segment)			
0.8 (CD)	Gasolina	RWD	843	29	39	06.86-12.89	■
1.0 (S85) (CB)	Gasolina	RWD	993	33	45	06.86-12.89	■
1.0 4x4 (CB 10)	Gasolina	4WD	993	33	45	07.86-10.90	■
HIJET VIII (S85) 06.93-				Bus (Minibus-M2-Segment)			
1.0 i (CB42)	Gasolina	RWD	993	35	48	07.94-05.98	■
1.3 (HC-E)	Gasolina	RWD	1295	48	65	08.98-	■
1.3 4WD (HC-E)	Gasolina	4WD	1295	48	65	10.01-	■
HIJET VIII (_U60) 12.92-05.98				Platform/Chassis (City car-A Segment)			
1.0 (CB41)	Gasolina	RWD	993	34	46	12.92-09.94	■
1.0 (CB42)	Gasolina	RWD	993	35	48	10.94-05.98	■
1.2 D	Diesel	RWD	1221	27	37	01.96-03.98	■
HIJET VIII (S85) 10.91-10.05				Van (LCVs-N1 Segment)			
0.5	Gasolina	FWD	547	20	27	10.94-12.95	■
0.7	Gasolina	RWD	659	30	41	01.96-03.98	■
1.0 (CB41)	Gasolina	RWD	993	33	45	12.92-05.98	■
1.0 i (CB42)	Gasolina	RWD	993	35	48	07.94-05.98	■
1.3 i 16V (HC-E)	-12/99	Gasolina	RWD	48	65	05.98-10.05	■
1.6	Gasolina	FWD	1589	60	82	10.94-12.95	■
1.2 D (LDW12)	Diesel	RWD	1221	26	35	05.95-03.98	■
1.4 D (LDW14)	-12/99	Diesel	RWD	28	38	03.98-12.00	■
MOVE I-II (L9_) 04.97-09.02				MPV (Large MPV-M1 Segment)			
1.0 i (EJ-DE)	Gasolina	FWD	989	41	55	10.98-09.02	■
OPTI (L300, L310) 05.92-10.98				Hatchback (City car-A Segment)			
0.7	Gasolina	FWD	659	31	42	05.92-10.98	■
0.7 (EF-EL)	Gasolina	FWD	659	41	56	05.92-10.98	■
SPARCAR / HIJET (S7_) 07.82-06.86				Bus (Minibus-M2-Segment)			
0.8 (S70) (CD)	Gasolina	RWD	843	29	39	09.83-05.86	■
1.0 (S75) (CB)	Gasolina	RWD	993	33	45	09.83-05.86	■
SPARCAR / HIJET (S7_) 07.82-06.86				Van (LCVs-N1 Segment)			
0.8 (S70) (CD)	Gasolina	RWD	843	29	39	09.83-05.86	■
1.0 (S75) (CB)	Gasolina	RWD	993	33	45	09.83-05.86	■
PERODUA							
KANCIL / NIPPA 08.94-				Hatchback (City car-A Segment)			
0.7 (L200) (EF-CL)	Gasolina	FWD	659	23	31	08.94-07.09	■
0.7 (P250) (EF-SE)	Gasolina	FWD	659	33	45	10.98-07.09	■
0.8 (L201) (ED 10)	Gasolina	FWD	847	30	41	08.94-01.02	■
PIAGGIO							
PORTER 01.95-				Bus (Minibus-M2-Segment)			
1.0 (CB41)	Gasolina	RWD	993	33	45	01.95-06.04	■
1.0 (CB42)	Gasolina	RWD	993	35	48	01.95-07.02	■
1.3	Gasolina	RWD	1295	47	64	08.04-	■
1.3 (DA471QLR)	Gasolina	RWD	1308	52	71	01.11-	■
1.3 (DA471QLR)	Gasolina	RWD	1308	53	72	01.11-	■

LISTA DE APLICACIONES - BUYERS GUIDE

1.3 LPG (DA471QLR)		Gasol./Gas (LPG)	RWD	1308	52	71	01.11-	■
1.3 LPG (DA471QLR)		Gasol./Gas (LPG)	RWD	1308	53	72	01.11-	■
Elektro		Eléctrico	RWD		11	15	01.95-	■
Elektro		Eléctrico	RWD		18	24	01.11-	■
1.2 D (P120)		Diesel	RWD	1201	47	64	01.11-	■
PORTER 01.95-					Dump Truck (Microcar-A Segment)			
1.3 (DA471QLR)		Gasolina	RWD	1308	52	71	01.11-	■
1.3 (DA471QLR)		Gasolina	RWD	1308	53	72	01.11-	■
1.3 LPG (DA471QLR)		Gasol./Gas (LPG)	RWD	1308	52	71	01.11-	■
1.3 LPG (DA471QLR)		Gasol./Gas (LPG)	RWD	1308	53	72	01.11-	■
Elektro		Eléctrico	RWD		18	24	01.11-	■
1.2 D (P120)		Diesel	RWD	1201	47	64	01.11-	■
PORTER 12.92-					Van (Microcar-A Segment)			
1.0 (CB41)		Gasolina	RWD	993	33	45	02.93-05.98	■
1.0 (CB42)		Gasolina	RWD	993	35	48	07.94-07.02	■
1.3 i 16V		Gasolina	RWD	1295	48	65	05.98-	■
1.3 i 16V 4x4		Gasolina	4WD	1295	48	65	05.98-	■
1.3 16V (HC-EL)		Gasolina	RWD	1296	48	65	06.98-12.10	■
1.3 16V 4x4 (HC-EL)		Gasolina	4WD	1296	48	65	06.98-12.10	■
1.3 (DA471QLR)		Gasolina	RWD	1308	52	71	01.11-	■
1.3 (DA471QLR)		Gasolina	RWD	1308	53	72	01.11-	■
1.3 LPG (HC-EL)		Gasol./Gas (LPG)	RWD	1296	48	64	06.98-12.11	■
1.3 LPG (DA471QLR)		Gasol./Gas (LPG)	RWD	1308	52	71	01.11-	■
1.3 LPG (DA471QLR)		Gasol./Gas (LPG)	RWD	1308	53	72	01.11-	■
ELECTRO		Eléctrico	RWD		11	15	06.98-	■
Elektro		Eléctrico	RWD		18	24	01.11-	■
1.2 D (P120)		Diesel	RWD	1201	47	64	01.11-	■
1.2 D (LDW1204)	-12/98	Diesel	RWD	1221	26	35	05.95-	■
1.4 D (LDW1404)		Diesel	RWD	1371	28	38	04.98-	■
PORTER / APE TRUCK 12.92-					Platform/Chassis (Microcar-A Segment)			
1.0 (CB41)		Gasolina	RWD	993	33	45	02.93-06.94	■
1.0 (CB42)		Gasolina	RWD	993	35	48	07.94-	■
1.3 i 16V		Gasolina	RWD	1295	48	65	05.98-	■
1.3 i 16V 4x4		Gasolina	4WD	1295	48	65	05.98-	■
1.3 16V (HC-EL)		Gasolina	RWD	1296	48	65	06.98-12.10	■
1.3 16V 4x4 (HC-EL)		Gasolina	4WD	1296	48	65	06.98-12.10	■
1.3 (DA471QLR)		Gasolina	RWD	1308	52	71	01.11-	■
1.3 (DA471QLR)		Gasolina	RWD	1308	53	72	01.11-	■
1.3 LPG (HC-EL)		Gasol./Gas (LPG)	RWD	1296	48	64	06.98-12.11	■
1.3 LPG (DA471QLR)		Gasol./Gas (LPG)	RWD	1308	52	71	01.11-	■
1.3 LPG (DA471QLR)		Gasol./Gas (LPG)	RWD	1308	53	72	01.11-	■
1.3 CNG (DA471QLR)		Gasol./Gas (CNG)	RWD	1308	52	71	01.11-	■
Electric		Eléctrico	RWD		11	15	06.98-	■
Elektro		Eléctrico	RWD		18	24	01.11-	■
0.5 D		Diesel	RWD	482	8	11	06.08-	■

LISTA DE APLICACIONES - BUYERS GUIDE

0.9 D	Diesel	RWD	870	13	18	06.08-	■
1.2 D (P120)	Diesel	RWD	1201	47	64	01.11-	■
1.2 D (LDW1204)	Diesel	RWD	1221	26	35	05.95-	■
1.4 D (LDW1404)	Diesel	RWD	1371	28	38	04.98-	■