


LISTA DE APLICACIONES - BUYERS GUIDE

180976

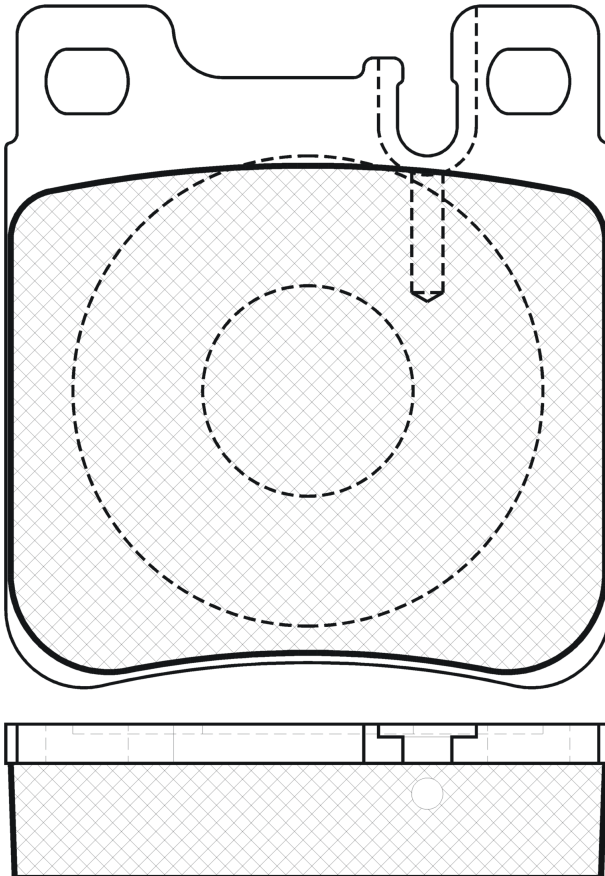


8 424073 015921


Qty: 944 Weight: 860

O.E.M.	MAKE
002 420 05 20	MERCEDES-BENZ
002 420 16 20	MERCEDES-BENZ
002 420 46 20	MERCEDES-BENZ
002 420 80 20	MERCEDES-BENZ
003 420 30 20	MERCEDES-BENZ
003 420 48 20	MERCEDES-BENZ
003 420 49 20	MERCEDES-BENZ
004 420 16 20	MERCEDES-BENZ
004 420 92 20	MERCEDES-BENZ
004 420 93 20	MERCEDES-BENZ
05143633AA	CHRYSLER
213 051 55 04	MERCEDES-BENZ
5143633AA	CHRYSLER

4x



180976



E 9 90R-01110/1049

Ate - Teves

61.7x69.7x15.5

WVA	FMSI
21287	D603-7484
21305	D603-7526

MAKE
CHRYSLER
MERCEDES-BENZ



Trac.	CC	Kw	CV		
					
					Front / Rear

CHRYSLER							
CROSSFIRE 05.04-12.08					Convertible (Sports car-S Segment)		
SRT-6 (EGZ)	Gasolina	RWD	3199	246	335	09.04-12.06	■
CROSSFIRE 07.03-12.08					Coupe (Sports car-S Segment)		
SRT-6 (EGZ)	Gasolina	RWD	3199	246	335	09.04-12.07	■
MERCEDES-BENZ							
124 (W124) 12.84-08.93					Saloon (Executive car-E Segment)		
500 E AMG 6.0 (124.036)	Gasolina	RWD	5956	275	374	01.92-06.93	■
C-Class (W202) 03.93-05.00					Saloon (Executive car-E Segment)		
C 36 AMG (202.028) (M 104.941 (AMG 3.6))	Gasolina	RWD	3606	206	280	05.94-05.00	■
C 43 AMG (202.033) (M 113.944)	Gasolina	RWD	4266	225	306	08.97-05.00	■
C-Class II (CL203) 03.01-06.11					Coupe (Compact executive car-D Segment)		
C 32 AMG Kompressor (203.765) (M 112.961)	Gasolina	RWD	3199	260	354	05.02-05.08	■
C 350 (203.756) (M 272.960)	Gasolina	RWD	3498	200	272	01.05-05.08	■
C 30 CDI AMG (203.718) (OM 612.990)	-12/03 Diesel	RWD	2950	170	231	09.02-05.08	■
C-Class II (W203) 05.00-12.07					Saloon (Compact executive car-D Segment)		
C 32 AMG Kompressor (203.765) (M 112.961)	Gasolina	RWD	3199	260	354	02.01-02.07	■
3.5 (203.056) (M 272.960)	Gasolina	RWD	3498	170	231	01.05-02.07	■
C 350 (203.056) (M 272.960)	Gasolina	RWD	3498	200	272	01.05-02.07	■
C 350 4-matic (203.087) (M 272.960)	Gasolina	4WD	3498	200	272	01.05-02.07	■
C 350 4-matic (203.087) (M 272.970)	Gasolina	4WD	3498	200	272	01.05-02.07	■
C55 AMG	Gasolina	RWD	5439	270	367	09.05-12.06	■
C 55 AMG (203.076) (M 113.988)	Gasolina	RWD	5439	270	367	02.04-02.07	■

LISTA DE APLICACIONES - BUYERS GUIDE

C 30 CDI AMG (203.018) (OM 612.990)		Diesel	RWD	2950	170	231	01.03-02.07	■
C-Class II T-Model (S203) 03.01-08.07					Estate (Compact executive car-D Segment)			
C 32 AMG Kompressor (203.765) (M 112.961)		Gasolina	RWD	3199	260	354	03.01-08.07	■
C 350 (203.256) (M 272.960)		Gasolina	RWD	3498	200	272	01.05-08.07	■
C 350 4-matic (203.287) (M 272.970)		Gasolina	4WD	3498	200	272	01.05-08.07	■
C 55 AMG (203.276) (M 113.988)		Gasolina	RWD	5439	270	367	02.04-08.07	■
C 30 CDI AMG (203.218) (OM 612.990)		Diesel	RWD	2950	170	231	01.03-08.07	■
C-Class T-Model (S202) 06.96-03.01					Estate (Compact executive car-D Segment)			
C 43 AMG (202.093) (M 113.944)		Gasolina	RWD	4266	225	306	08.97-03.01	■
CLK-Class (A208) 03.98-03.02					Convertible (Executive car-E Segment)			
CLK 200 Kompressor (208.445) (M 111.956)		Gasolina	RWD	1998	120	163	06.00-03.02	■
CLK 200 Kompressor (208.445) (M 111.944)		Gasolina	RWD	1998	141	192	03.98-06.00	■
CLK 230 Kompressor (208.448) (M 111.973)		Gasolina	RWD	2295	142	193	03.98-06.00	■
CLK 230 Kompressor (208.448) (M 111.975)		Gasolina	RWD	2295	142	193	03.98-06.00	■
CLK 230 Kompressor (208.448) (M 111.982)		Gasolina	RWD	2295	145	197	06.00-03.02	■
CLK 320 (208.465) (M 112.940)		Gasolina	RWD	3199	160	218	03.98-03.02	■
CLK 430 (208.470) (M 113.943)		Gasolina	RWD	4266	205	279	09.98-03.02	■
CLK 55 AMG (208.474) (M 113.981)		Gasolina	RWD	5439	255	347	01.00-03.02	■
CLK 55 AMG (208.474) (M 113.984)		Gasolina	RWD	5439	255	347	01.00-03.02	■
CLK 55 AMG (208.474)		Gasolina	RWD	5439	255	347	09.01-03.02	■
CLK-Class (C208) 06.97-12.03					Coupe (Executive car-E Segment)			
CLK 320 (208.365) (M 112.940)		Gasolina	RWD	3199	160	218	06.97-06.02	■
CLK 430 (208.370) (M 113.943)		Gasolina	RWD	4266	205	279	07.98-06.02	■
CLK 55 AMG (208.374) (M 113.981)		Gasolina	RWD	5439	255	347	08.99-06.02	■
CLK 55 AMG (208.374) (M 113.984)		Gasolina	RWD	5439	255	347	08.99-06.02	■
CLK 55 AMG (208.374)		Gasolina	RWD	5439	255	347	09.00-12.03	■
5.4		Gasolina	FWD	5439	260	354	10.98-07.02	■
CLK-Class II (A209) 06.02-03.10					Convertible (Executive car-E Segment)			
CLK 500 (209.475) (M 113.968)		Gasolina	RWD	4966	225	306	02.03-03.10	■
CLK 55 AMG (209.476) (M 113.987)		Gasolina	RWD	5439	270	367	06.02-03.10	■
CLK AMG DTM (209.476) (M 113.994)		Gasolina	RWD	5439	428	582	06.04-10.05	■
CLK 500 (209.472) (M 273.967)		Gasolina	RWD	5461	285	388	06.06-03.10	■
CLK 63 AMG (209.477) (M 156.982)		Gasolina	RWD	6208	354	481	04.06-03.10	■
CLK-Class II (C209) 05.02-03.10					Coupe (Executive car-E Segment)			
CLK 500 (209.375) (M 113.968)		Gasolina	RWD	4966	225	306	06.02-05.09	■
CLK 55 AMG (209.376) (M 113.987)		Gasolina	RWD	5439	270	367	09.02-05.09	■
CLK 500 (209.372) (M 273.965)		Gasolina	RWD	5461	285	388	06.06-05.09	■
CLK 63 AMG (209.377) (M 156.982)		Gasolina	RWD	6208	354	481	04.06-05.09	■
E-Class (A124) 05.93-03.98					Convertible (Executive car-E Segment)			
E 36 AMG (124.066) (M 104.992 (AMG 3.6))	01/95-	Gasolina	RWD	3606	200	272	05.94-03.98	■
E-Class (C124) 06.93-06.97					Coupe (Executive car-E Segment)			
E 36 AMG (124.052) (M 104.992 (AMG 3.6))	01/95-	Gasolina	RWD	3606	200	272	05.94-06.97	■
E-Class (W124) 02.93-06.96					Saloon (Executive car-E Segment)			
E 36 AMG (M 104.992 (AMG 3.6))		Gasolina	RWD	3606	200	272	07.94-01.95	■
E 500 (124.036) (M 119.974)		Gasolina	RWD	4973	235	320	06.93-06.95	■
E 500 (124.036) (M 119.974)		Gasolina	RWD	4973	240	326	07.93-10.94	■
E 60 AMG (124.036) (M 119.974 (AMG 6.0))		Gasolina	RWD	5956	280	381	05.94-06.95	■

LISTA DE APLICACIONES - BUYERS GUIDE

E-Class II (VF210) 06.96-03.03					Platform/Chassis (LCVs-N1 Segment)			
E 280 (210.663) (M 112.921)	Gasolina	RWD	2799	150	204	07.99-11.02	■	
E 220 CDi (210.606) (OM 611.961)	Diesel	RWD	2148	105	143	07.99-12.02	■	
E 250 d (210.610) (OM 605.912)	Diesel	RWD	2497	83	113	06.96-06.98	■	
E 270 CDI (210.616) (OM 612.961)	Diesel	RWD	2685	125	170	07.99-12.02	■	
E 290 TD (210.617) (OM 602.982)	Diesel	RWD	2874	95	129	07.96-07.99	■	
E-Class II (W210) 06.95-08.03					Saloon (Executive car-E Segment)			
E 280 (210.053) (M 104.945)	Gasolina	RWD	2799	142	193	01.96-06.97	■	
E 280 (210.063) (M 112.921)	Gasolina	RWD	2799	150	204	12.96-03.02	■	
E 280 4-matic (210.081) (M 112.921)	Gasolina	4WD	2799	150	204	12.96-03.02	■	
E 320 (210.055) (M 104.995)	Gasolina	RWD	3199	162	220	06.95-06.97	■	
E 320 (210.065) (M 112.941)	Gasolina	RWD	3199	165	224	06.97-03.02	■	
E 320 4-matic (210.082) (M 112.941)	Gasolina	4WD	3199	165	224	06.97-03.02	■	
E 36 AMG	Gasolina	RWD	3606	200	272	04.96-01.98	■	
E 420 (210.072) (M 119.985)	Gasolina	RWD	4196	205	279	01.96-06.97	■	
E 430 (210.070) (M 113.940)	Gasolina	RWD	4266	205	279	06.97-03.02	■	
E 430 4-matic (210.083) (M 113.940)	Gasolina	4WD	4266	205	279	05.99-03.02	■	
E 50 AMG (210.072) (M 119.985 (AMG 5.0))	Gasolina	RWD	4973	255	347	02.96-08.97	■	
E 55 AMG (210.074) (M 113.980)	Gasolina	RWD	5439	260	354	08.97-03.02	■	
E 55 AMG (210.074)	Gasolina	RWD	5439	260	354	09.97-12.98	■	
E 55 AMG 4-matic (210.074)	Gasolina	4WD	5439	260	354	03.01-03.02	■	
E 300 Turbo-D (210.025) (OM 606.962)	Diesel	RWD	2996	130	177	12.96-07.99	■	
E 320 CDI (210.026) (OM 613.961)	Diesel	RWD	3222	145	197	07.99-03.02	■	
E-Class II T-Model (S210) 06.96-03.03					Estate (Executive car-E Segment)			
E 200 T (210.235) (M 111.942)	Gasolina	RWD	1998	100	136	06.96-08.00	■	
E 200 T Kompressor (210.248) (M 111.957)	Gasolina	RWD	1998	120	163	08.00-03.03	■	
E 200 T Kompressor (210.248) (M 111.947)	Gasolina	RWD	1998	137	186	06.97-03.03	■	
E 230 T (210.237) (M 111.970)	Gasolina	RWD	2295	110	150	06.96-06.97	■	
E 240 T (210.261) (M 112.911)	Gasolina	RWD	2398	125	170	06.97-03.03	■	
E 240 T (210.262) (M 112.914)	Gasolina	RWD	2597	125	170	08.00-03.03	■	
E 280 T (210.263) (M 112.921)	Gasolina	RWD	2799	150	204	12.96-03.03	■	
E 280 T 4-matic (210.281) (M 112.921)	Gasolina	4WD	2799	150	204	12.96-03.03	■	
E 320 T (210.265) (M 112.941)	Gasolina	RWD	3199	165	224	12.96-03.03	■	
E 320 T 4-matic (210.282) (M 112.941)	Gasolina	4WD	3199	165	224	12.96-03.03	■	
E 420 T (210.272) (M 119.985)	Gasolina	RWD	4196	205	279	06.96-06.97	■	
E 430 T (210.270) (M 113.940)	Gasolina	RWD	4266	205	279	06.97-03.03	■	
E 430 T 4-matic (210.283) (M 113.940)	Gasolina	4WD	4266	205	279	05.99-03.03	■	
E 55 T AMG (210.274) (M 113.980)	Gasolina	RWD	5439	260	354	08.97-03.03	■	
E 55 T AMG 4-matic (210.274)	Gasolina	4WD	5439	260	354	03.01-03.03	■	
E 220 T CDI (210.206) (OM 611.961)	Diesel	RWD	2148	100	136	05.99-03.03	■	
E 220 T CDI (210.206) (OM 611.961)	Diesel	RWD	2148	105	143	07.99-03.03	■	
E 220 T CDI (210.206) (OM 611.961)	Diesel	RWD	2151	92	125	06.98-07.99	■	
E 250 T D (210.210) (OM 605.912)	Diesel	RWD	2497	83	113	06.96-07.99	■	
E 250 T Turbo-D (210.215) (OM 605.962)	Diesel	RWD	2497	110	150	06.97-07.99	■	
E 270 T CDI (OM 612.961)	Diesel	RWD	2685	120	163	02.00-03.03	■	
E 270 T CDI (210.216) (OM 612.961)	Diesel	RWD	2685	125	170	07.99-03.03	■	
E 290 T Turbo-D (210.217) (OM 602.982)	Diesel	RWD	2874	95	129	06.96-07.99	■	
E 300 T Turbo-D (210.225) (OM 606.962)	Diesel	RWD	2996	130	177	12.96-07.99	■	
E 320 T CDI (210.226) (OM 613.961)	Diesel	RWD	3222	145	197	07.99-03.03	■	

LISTA DE APLICACIONES - BUYERS GUIDE

E-Class T-Model (S124) 06.93-06.96						Estate (Executive car-E Segment)			
E 36 T AMG (124.092) (M 104.992 (AMG 3.6))	01/95-	Gasolina	RWD	3606	200	272	05.94-06.96	■	
S-Class III (C140) 07.92-12.99						Coupe (Luxury car-F Segment)			
SEC/CL 420 (140.063) (M 119.971)		Gasolina	RWD	4196	205	279	10.94-02.99	■	
SEC/CL 420 (140.063) (M 119.981)		Gasolina	RWD	4196	205	279	10.94-02.99	■	
CL 500		Gasolina	RWD	4973	225	306	09.96-12.97	■	
500 SEC / CL 500 (140.070) (M 119.970)		Gasolina	RWD	4973	235	320	10.92-12.99	■	
500 SEC / CL 500 (140.070) (M 119.980)		Gasolina	RWD	4973	235	320	10.92-12.99	■	
CL600		Gasolina	FWD	5987	270	362	09.96-12.97	■	
SEC/CL 600 (140.076) (M 120.980)		Gasolina	RWD	5987	290	394	09.92-02.99	■	
SEC/CL 600 (140.076) (M 120.982)		Gasolina	RWD	5987	290	394	09.92-02.99	■	
SEC/CL 600 (M 120.980)		Gasolina	RWD	5987	300	408	07.92-05.93	■	
CL600		Gasolina	FWD	5987	380	510	09.96-12.97	■	
S-Class III (W140) 02.91-10.98						Saloon (Luxury car-F Segment)			
S 280 (140.028) (M 104.944)		Gasolina	RWD	2799	142	193	02.93-10.98	■	
300 SE 2.8 (140.028) (M 104.944)		Gasolina	RWD	2799	145	197	01.93-10.98	■	
300 SE, SEL/S320 (140.032, 140.033) (M 104.990)		Gasolina	RWD	3199	170	231	03.91-10.98	■	
300 SE, SEL/S320 (140.032, 140.033) (M 104.994)		Gasolina	RWD	3199	170	231	03.91-10.98	■	
S 420 (140.042, 140.043) (M 119.971)		Gasolina	RWD	4196	205	279	01.93-10.98	■	
400 SE, SEL/S420 (140.042, 140.043) (M 119.971)		Gasolina	RWD	4196	210	286	02.91-10.98	■	
S 500 (140.050, 140.051) (M 119.970)		Gasolina	RWD	4973	235	320	01.93-10.98	■	
S 500 (140.050, 140.051) (M 119.980)		Gasolina	RWD	4973	235	320	01.93-10.98	■	
500 SE, SEL (140.050, 140.051) (M 119.970)		Gasolina	RWD	4973	240	326	02.91-10.98	■	
S 600 (140.056, 140.057) (M 120.980)		Gasolina	RWD	5987	290	394	01.93-10.98	■	
S 600 (140.056, 140.057) (M 120.982)		Gasolina	RWD	5987	290	394	01.93-10.98	■	
600 SE, SEL (140.056, 140.057) (M 120.980)		Gasolina	RWD	5987	300	408	04.91-12.92	■	
600 SE, SEL (140.056, 140.057) (M 120.982)		Gasolina	RWD	5987	300	408	04.91-12.92	■	
S 300 Turbo-D (140.135) (OM 606.961)		Diesel	RWD	2996	130	177	05.96-10.98	■	
S 350 Turbo-D (140.134) (OM 603.971)		Diesel	RWD	3449	110	150	01.93-10.98	■	
S-Class IV (W220, V220) 09.98-08.05						Saloon (Luxury car-F Segment)			
S 500 (220.075, 220.175, 220.875) (M 113.960)		Gasolina	RWD	4966	220	299	10.98-12.03	■	
S 500, S 500 L (220.075, 220.175, 220.875) (M 113.960)		Gasolina	RWD	4966	225	306	10.98-08.05	■	
S 500, S 500 L (220.075, 220.175, 220.875) (M 113.966)		Gasolina	RWD	4966	225	306	10.98-08.05	■	
S 500 4-matic (220.084, 220.184) (M 113.966)		Gasolina	4WD	4966	225	306	09.02-08.05	■	
S 600, S 600 L (220.176) (M 275.950)		Gasolina	RWD	5513	368	500	09.02-08.05	■	
S 600, S 600 L (220.878, 220.178) (M 137.970)	01/02-	Gasolina	RWD	5786	270	367	01.00-08.05	■	
SL-Class IV (R129) 03.89-09.04						Convertible (Grand Tourer-S Segment)			
280 (129.058) (M 104.943)		Gasolina	RWD	2799	142	193	08.93-10.01	■	
280 (129.059) (M 112.923)		Gasolina	RWD	2799	150	204	05.98-10.01	■	
320 (129.064) (M 112.943)		Gasolina	RWD	3199	165	224	05.98-10.01	■	
320 (129.063) (M 104.991)		Gasolina	RWD	3199	170	231	09.93-10.01	■	
500 (129.068) (M 113.961)		Gasolina	RWD	4966	225	306	05.98-10.01	■	
500 (129.067) (M 119.972)	01/93-	Gasolina	RWD	4973	235	320	09.92-10.01	■	
500 (129.067) (M 119.982)	01/93-	Gasolina	RWD	4973	235	320	09.92-10.01	■	
55 AMG (M 113.985)		Gasolina	RWD	5439	260	354	03.00-10.01	■	
60 AMG (129.067) (M 119.972 (AMG 6.0))		Gasolina	RWD	5956	280	381	05.97-10.01	■	
60 AMG (129.067) (M 119.982 (AMG 6.0))		Gasolina	RWD	5956	280	381	05.97-10.01	■	

LISTA DE APLICACIONES - BUYERS GUIDE

600 (129.076) (M 120.981)	Gasolina	RWD	5987	290	394	07.92-10.01	■
600 (129.076) (M 120.983)	Gasolina	RWD	5987	290	394	07.92-10.01	■
600 SL (129.076) (M 120.981)	Gasolina	RWD	5987	300	408	02.92-08.94	■
600 SL (129.076) (M 120.983)	Gasolina	RWD	5987	300	408	02.92-08.94	■
SL 73 AMG (129.076)	Gasolina	RWD	7291	386	525	01.99-12.01	■
SLK-Class (R170) 04.96-04.04				Convertible (Sports car-S Segment)			
32 AMG Kompressor (170.466) (M 112.960)	Gasolina	RWD	3199	260	354	03.01-04.04	■
SLK-Class II (R171) 03.04-12.11				Convertible (Sports car-S Segment)			
55 AMG (171.473) (M 113.989)	Gasolina	RWD	5439	265	360	06.04-02.11	■
55 AMG (171.473)	Gasolina	RWD	5439	265	360	09.09-12.11	■
55 AMG (171.473) (M 113.989)	Gasolina	RWD	5439	294	400	06.06-02.11	■