


# LISTA DE APLICACIONES - BUYERS GUIDE

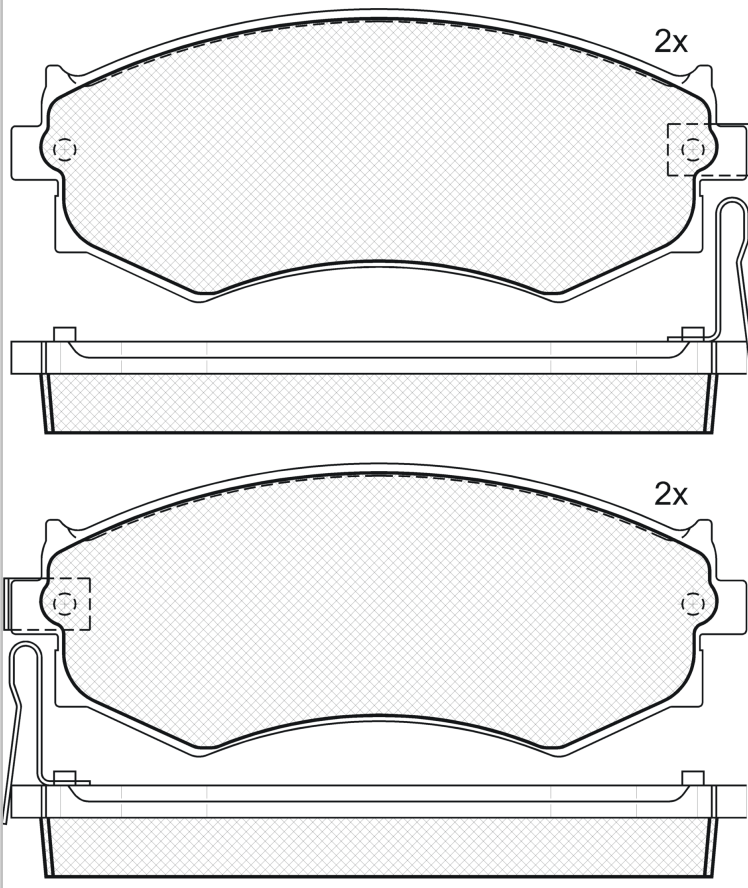
## 180986




8 424073 016096

Qty: 300      Weight: 1.640

O.E.M.	MAKE
41060-0E590	NISSAN
41060-0E591	NISSAN
41060-32R90	NISSAN
41060-32R91	NISSAN
41060-61J93	NISSAN
41060-65E90	NISSAN
41060-65E91	INFINITI
41060-6J000	NISSAN
41060-6J025	NISSAN
41060-6J090	NISSAN
41060-71E92	NISSAN
41060-78E90	NISSAN
41060-78J90	INFINITI
41060-80N90	NISSAN
41060-84L90	NISSAN
41060-G8192	NISSAN
41060-G8193	NISSAN
41080-6J025	NISSAN
D1060-6J090	NISSAN
D1060-6J091	NISSAN
D1060-80N90	NISSAN
D106M-6J091	NISSAN
D106M-80N90	NISSAN
D106M-G8190	NISSAN
X3 B34-854/53	NISSAN



## 180986



Akebono

137x54.6x17

WVA	FMSI
21527	D462-8314
21528	D485-7342

**MAKE**

FORD ASIA & OCEANIA

INFINITI

NISSAN



Trac.	CC	Kw	CV
-------	----	----	----



Front / Rear

## FORD ASIA & OCEANIA

CORSAIR (T7_L) 10.89-12.92						Hatchback (Executive car-E Segment)		
2.0 UA GL	01/89-	Gasolina	FWD	1995		10.89-	■	

## INFINITI

G20 (P10) 01.90-12.97						Saloon (Compact executive car-D Segment)		
20	01/91-	Gasolina	FWD		85	115	01.90-	■
20	01/92-	Gasolina	FWD		85	115	01.90-	■
20	01/92-	Gasolina	FWD		85	115	01.90-	■
2.0 (SR20DE)	-12/96	Gasolina	FWD	1998	85	115	01.90-12.97	■
2.0 (SR20DE)		Gasolina	FWD	1998	104	141	09.90-12.96	■

## NISSAN

200SX (S13) 07.88-12.95						Coupe (Sports car-S Segment)		
1.8 (CA18DE)		Gasolina	RWD	1809	99	135	09.88-03.94	■
1.8 Turbo (CA18DET)	01/89-	Gasolina	RWD	1809	124	169	07.88-11.93	■
1.8 Turbo (CA18DT)		Gasolina	RWD	1809	126	171	09.88-03.94	■
2.0 i 16V	01/89-	Gasolina	RWD	1998	103	140	07.88-11.93	■

ALMERA II / PULSAR / SENTRA (N16) 01.00-						Hatchback (Compact car-C Segment)		
1.6	01/00-	Gasolina	FWD	1595			01.00-	■
1.8	01/00-	Gasolina	FWD	1795			01.00-	■

BLUEBIRD (U13, U14) 09.91-05.02						Saloon (Compact car-C Segment)		
2.0 D (CD20)		Diesel	FWD	1974	56	76	04.97-05.02	■

# LISTA DE APLICACIONES - BUYERS GUIDE

<b>MAXIMA III (J30) 10.88-02.95</b>					<b>Saloon (Executive car-E Segment)</b>			
2.0 RD	01/89-	Gasolina	FWD	1995			10.88-	■
<b>PINTARA (R31) 06.86-10.90</b>					<b>Saloon (Executive car-E Segment)</b>			
Gli, T, Ti, TRX	01/89-	Gasolina	FWD				06.86-	■
<b>PRAIRIE PRO / AXCESS / LIBERTY (M11) 10.88-10.98</b>					<b>MPV (Compact MPV-M1 Segment)</b>			
2.0		Gasolina	FWD	1974	66	90	10.89-03.92	■
2.0		Gasolina	FWD	1974	66	90	10.89-03.92	■
2.0 i (CA20E)		Gasolina	FWD	1974	72	98	10.88-04.92	■
2.0 i 4x4 (CA20E)		Gasolina	4WD	1974	72	98	10.88-12.92	■
2.0 (CA20E)		Gasolina	FWD	1974	77	105	09.90-03.92	■
2.0 4x4 (CA20E)		Gasolina	4WD	1974	77	105	09.90-03.92	■
2.0 (CA20E)		Gasolina	FWD	1974	85	116	03.89-08.90	■
2.0		Gasolina	FWD	1974	85	116	03.89-08.90	■
2.4 i (KA24E)		Gasolina	FWD	2389	98	133	01.90-07.94	■
2.4 i 4x4 (KA24E)		Gasolina	4WD	2389	98	133	04.92-07.94	■
<b>PRIMERA Traveller (W10) 07.90-03.98</b>					<b>Estate (Large family car-D Segment)</b>			
1.6 i (GA16DS)	01/91-	Gasolina	FWD	1597	66	90	07.90-03.98	■
1.6 i (GA16DE)		Gasolina	FWD	1597	75	102	02.91-03.98	■
2.0 i (SR20DI)		Gasolina	FWD	1998	85	116	07.90-03.98	■
2.0 (SR20DE)		Gasolina	FWD	1998	110	150	07.94-01.98	■
2.0 D (CD20)	01/91-	Diesel	FWD	1974	55	75	07.90-12.95	■
<b>SENTRA IV (B15) 07.98-12.07</b>					<b>Saloon (Compact car-C Segment)</b>			
1.8 (QG18DE)		Gasolina	FWD	1769	93	126	01.00-08.06	■
1.8 16V	01/05-	Gasolina	FWD	1795	93	126	07.98-	■
2.5 16V	01/05-	Gasolina	FWD	2495	130	177	07.98-	■
<b>SILVIA IV (S13) 08.88-03.94</b>					<b>Coupe (Sports car-S Segment)</b>			
1.8 Turbo	01/89-	Gasolina	FWD	1809	124	169	08.88-03.94	■
<b>SILVIA IV / GAZELLE (S13) 08.88-03.94</b>					<b>Convertible (Sports car-S Segment)</b>			
1.8 Turbo	01/89-	Gasolina	FWD	1809	124	169	08.88-03.94	■
<b>SKYLINE IX (R33) 07.93-07.00</b>					<b>Coupe (Executive car-E Segment)</b>			
2.0 (HR33) (RB20E)		Gasolina	RWD	1998	96	131	07.93-05.98	■
2.5 (ER33) (RB25DE)		Gasolina	RWD	2498	140	190	07.93-05.98	■
2.5 4x4 (ENR33) (RB25DE)		Gasolina	4WD	2498	140	190	07.93-05.98	■
<b>SKYLINE IX (R33) 07.93-12.98</b>					<b>Saloon (Executive car-E Segment)</b>			
2.0 (HR33)		Gasolina	RWD	1998	96	131	07.93-05.98	■
2.5 (ER33) (RB25DE)		Gasolina	RWD	2498	140	190	07.93-05.98	■
2.5 4x4 (ENR33)		Gasolina	4WD	2498	140	190	07.93-05.98	■
<b>SKYLINE VII (R31) 08.85-12.90</b>					<b>Estate (Executive car-E Segment)</b>			
2.0	01/86-	Gasolina	FWD	1995			08.85-	■