


# LISTA DE APLICACIONES - BUYERS GUIDE

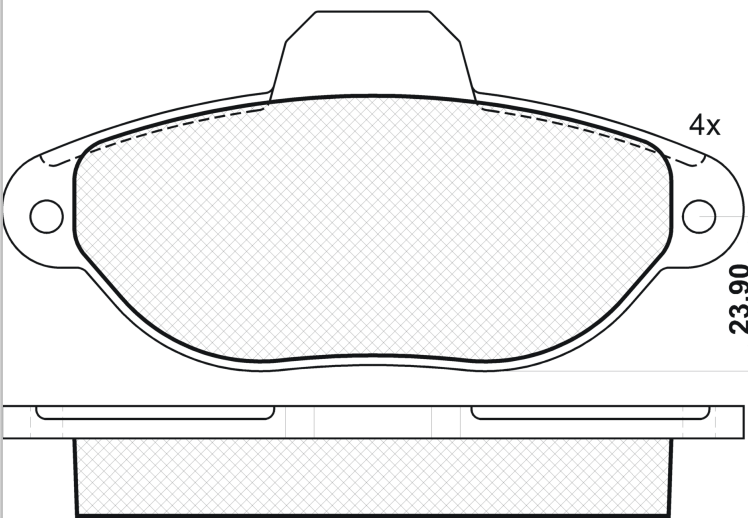
## 181018




8 424073 016621

Qty: 300      Weight: 1.020

O.E.M.	MAKE
5 892 737	FIAT
60 01 073 134	FIAT
7 173 717 9	FIAT
7 176 905 6	FIAT
7 177 098 5	FIAT
7 177 253 0	FIAT
7 736 218 5	FIAT
7 736 224 5	FIAT
7 736 224 8	LANCIA
7 736 226 7	FIAT
7 736 234 5	LANCIA
7 736 247 9	FIAT
7 736 249 5	FIAT
7 736 533 7	FIAT
7 736 820 1	FIAT
86 60 004 751	RENAULT
86 71 016 731	RENAULT
9 947 468	LANCIA
9 947 976	FIAT
9 948 045	FIAT
9 948 054	LANCIA
9 949 183	FIAT



## 181018



**E1 90R-01030/138**



Bendix

115x55.2x17

WVA	FMSI
21436	D1619-8831
22443	

MAKE
FIAT
LANCIA
ZASTAVA



Trac.	CC	Kw	CV		
					
				Front / Rear	

## FIAT

### 500 II (312\_) 07.07-

### Hatchback (City car-A Segment)

0.9 (312AXN1A) (312 A5.000)		Gasolina	FWD	875	59	80	12.13-	■
0.9 (312AXG1A, 312.AXG11) (312 A2.000)		Gasolina	FWD	875	63	86	07.10-	■
0.9 (312AXM1B) (199 B6.000)		Gasolina	FWD	875	77	105	10.13-	■
0.9 (312AXP1A) (312 A4.000)		Gasolina	FWD	964	44	60	12.13-	■
0.9 (312AXP1A) (312 A6.000)		Gasolina	FWD	964	44	60	12.13-	■
1.2 (312AXA1A) (169 A4.000)	-06/13	Gasolina	FWD	1242	51	69	07.07-	■

### CINQUECENTO (170\_) 07.91-07.99

### Hatchback (City car-A Segment)

0.7 i (170AD) (170 A.046)		Gasolina	FWD	704	22	30	07.94-01.98	■
0.7 (170AA) (170 A.000)		Gasolina	FWD	704	23	31	12.91-01.96	■
0.9 i.e. S (170AF, 170CF) (1170 A1.000)		Gasolina	FWD	899	29	40	07.91-07.99	■
0.9 i.e. S (170AF, 170CF) (1170 A1.046)		Gasolina	FWD	899	29	40	07.91-07.99	■
0.9 (170AB) (170 A1.000)		Gasolina	FWD	903	30	41	07.91-12.93	■
0.9 i.e. (170AC) (170 A1.046)		Gasolina	FWD	903	30	41	07.91-09.94	■
1.1 Sporting (170AH) (176 B2.000)		Gasolina	FWD	1108	40	54	10.94-01.98	■

### CINQUECENTO VAN (170\_) 07.91-02.98

### Hatchback Van (City car-A Segment)

0.9 iE (170CF) (1170 A1.046)		Gasolina	FWD	899	29	39	07.91-02.98	■
1.1 iE (170AH) (176 B2.000)		Gasolina	FWD	1108	40	54	10.94-02.98	■

### PALIO (178\_, 171\_, 371\_) 04.96-

### Hatchback (Supermini car-B Segment)

1.7 D (176 B3.000)		Diesel	FWD	1698	42	57	04.96-09.02	■
--------------------	--	--------	-----	------	----	----	-------------	---

### PANDA II (169\_) 03.04-

### Hatchback Van (LCVs-N1 Segment)

1.1 (169CXA1A) (187 A1.000)		Gasolina	FWD	1108	40	54	09.04-	■
-----------------------------	--	----------	-----	------	----	----	--------	---

# LISTA DE APLICACIONES - BUYERS GUIDE

1.2 (188 A4.000)	-12/12	Gasolina	FWD	1242	44	60	09.04-	■
1.2 4x4 (188 A4.000)	-12/12	Gasolina	4WD	1242	44	60	09.04-	■
1.2 (169 A4.000)	-12/12	Gasolina	FWD	1242	51	69	09.10-	■
1.2 4x4 (169 A4.000)	-12/12	Gasolina	4WD	1242	51	69	09.10-	■
1.2 LPG (188 A4.000)		Gasol./G as (LPG)	FWD	1242	44	60	04.09-	■
1.2 LPG (169 A4.000)	-12/12	Gasol./G as (LPG)	FWD	1242	51	69	09.10-	■
1.2 Natural Power (188 A4.000)		Gasol./G as (CNG)	FWD	1242	44	60	01.07-11.09	■
1.2 Bipower (169CXB1A) (188 A4.000)		Gasol./Et anol	FWD	1242	44	60	09.04-12.11	■
<b>PANDA II (169_) 09.03-</b>					<b>Hatchback (City car-A Segment)</b>			
1.1 (169.AXA1A) (187 A1.000)	-12/12	Gasolina	FWD	1108	40	54	09.03-	■
1.2 (169.AXB11, 169.AXB1A) (188 A4.000)	-12/12	Gasolina	FWD	1242	44	60	09.03-	■
1.2 (169AXF2A, 169AXF1A) (169 A4.000)	-12/12, Eq.V_ CLASSIC LINE	Gasolina	FWD	1242	51	69	03.10-08.13	■
1.2 4x4 (169AXF2A, 169AXF1A) (169 A4.000)	Eq.V_ DYNAMIC	Gasolina	4WD	1242	51	69	04.10-08.13	■
1.2 LPG (169.AXB1A) (188 A4.000)	-12/12	Gasol./G as (LPG)	FWD	1242	44	60	04.09-	■
1.2 LPG (169CXF1A) (169 A4.000)	Eq.V_ CLASSIC LINE	Gasol./G as (LPG)	FWD	1242	51	69	11.10-08.13	■
1.2 Natural Power (169.AXB1A) (188 A4.000)		Gasol./G as (CNG)	FWD	1242	44	60	01.07-12.11	■
1.4 Natural Power (169AXH1A) (350 A1.000)	Eq.V_ DYNAMIC	Gasol./G as (CNG)	FWD	1368	57	78	09.10-08.13	■
<b>PUNTO (176_) 04.94-06.00</b>					<b>Convertible (Supermini car-B Segment)</b>			
60 1.2 (176 A7.000)	01/99-	Gasolina	FWD	1242	43	58	04.94-06.00	■
60 1.2 (176AR_, 176BR_) (176 B1.000)	01/99-	Gasolina	FWD	1242	44	60	05.95-06.00	■
60 1.2 (176AR_, 176BR_) (176 B4.000)	01/99-	Gasolina	FWD	1242	44	60	05.95-06.00	■
<b>PUNTO (176_) 04.96-02.00</b>					<b>Hatchback Van (LCVs-N1 Segment)</b>			
1.1 (176 B2.000)		Gasolina	FWD	1108	40	54	04.96-02.00	■
1.7 D (176 B3.000)		Diesel	FWD	1698	42	57	04.96-02.00	■
<b>PUNTO (176_) 09.93-09.99</b>					<b>Hatchback (Supermini car-B Segment)</b>			
55 1.1 (176 A6.000)		Gasolina	FWD	1108	40	54	09.93-09.99	■
55 1.1 (176 B2.000)		Gasolina	FWD	1108	40	54	09.93-09.99	■
60 1.2 (176 A7.000)		Gasolina	FWD	1242	43	58	01.94-09.99	■
60 1.2 (176AP, 176AR, 176AQ, 176BB) (176 B1.000)	vehicles without ABS, Manual Transmission	Gasolina	FWD	1242	44	60	09.93-09.99	■
60 1.2 (176AP, 176AR, 176AQ, 176BB) (176 B4.000)	vehicles without ABS, Manual Transmission	Gasolina	FWD	1242	44	60	09.93-09.99	■
75 1.2 (176 A8.000)		Gasolina	FWD	1242	54	73	10.93-09.99	■
1.7 D (176 B3.000)		Diesel	FWD	1698	42	57	04.94-09.97	■
<b>PUNTO II (188_) 09.99-07.12</b>					<b>Hatchback (Supermini car-B Segment)</b>			
1.2 60 (188.030, .050, .130, .150, .230, .250) (188 A4.000)	-12/03	Gasolina	FWD	1242	44	60	09.99-12.10	■
1.2 BiFuel (188 A4.000)		Gasol./G as (LPG)	FWD	1242	44	60	08.07-03.12	■
1.2 Natural Power (188BXA1A) (188 A4.000)		Gasol./G as (CNG)	FWD	1242	38	52	04.04-04.06	■
1.2 Natural Power (188 A4.000)	-12/05	Gasol./G as (CNG)	FWD	1242	44	60	09.03-03.12	■
1.2 Bipower (188BXA1A) (188 A4.000)		Gasol./Et anol	FWD	1242	44	60	08.01-05.03	■

# LISTA DE APLICACIONES - BUYERS GUIDE

PUNTO II-III (188_) 02.00-12.10					Hatchback Van (LCVs-N1 Segment)				
1.2 60 (188 A4.000)	-12/03	Gasolina	FWD	1242	44	60	02.00-10.09	■	
1.2 Natural Power (188CXA1A) (188 A4.000)		Gasol./Gas (CNG)	FWD	1242	44	60	01.03-12.10	■	
SEICENTO (287_) 01.98-01.10					Hatchback Van (LCVs-N1 Segment)				
0.9 (187AXA) (1170 A1.046)		Gasolina	FWD	899	29	39	01.98-01.10	■	
1.1 (187CXB/C) (176 B2.000)		Gasolina	FWD	1108	40	54	01.98-01.10	■	
SEICENTO (187_) 11.97-01.10					Hatchback (City car-A Segment)				
0.9 (187AXA, 187AXA1A) (1170 A1.046)		Gasolina	FWD	899	29	39	11.97-12.08	■	
1.1 Mpi	01/05-	Gasolina	FWD	1090	40	54	11.97-	■	
1.1 (187AXB, 187AXB1A, 187AXC1A02) (176 B2.000)		Gasolina	FWD	1108	40	54	01.98-01.10	■	
1.1 (187AXB, 187AXB1A, 187AXC1A02) (187 A1.000)		Gasolina	FWD	1108	40	54	01.98-01.10	■	
Elettrica		Eléctrico	FWD		21	29	06.98-02.00	■	
Elettrica (187BEA1A) (222 SE)		Eléctrico	FWD		22	30	03.00-04.04	■	
Elektra (187AEA1A, 187BEA1A)		Eléctrico	FWD		30	41	01.99-01.05	■	
LANCIA									
Y (840_) 11.95-09.03					Hatchback (Supermini car-B Segment)				
1.1 (840AE) (176 B2.000)	-12/00, vehicles without ABS	Gasolina	FWD	1108	40	54	11.95-09.03	■	
1.2 (840AA, 840AF1A) (188 A4.000)	-12/01, vehicles without ABS	Gasolina	FWD	1242	44	60	03.96-09.03	■	
1.2 (840AA, 840AF1A) (840 A3.000)	-12/01, vehicles without ABS	Gasolina	FWD	1242	44	60	03.96-09.03	■	
1.2 16V (840AG1A) (188 A5.000)	vehicles without ABS	Gasolina	FWD	1242	59	80	10.00-09.03	■	
Y10 (156_) 03.85-12.95					Hatchback (City car-A Segment)				
1.1 Fire (156AG) (176 B2.000)	vehicles without ABS	Gasolina	FWD	1108	40	54	01.95-12.95	■	
1.1 Fire A las 4 ruedas (156AG) (176 B2.000)	vehicles without ABS	Gasolina	4WD	1108	40	54	01.95-12.95	■	
ZASTAVA									
10 10.05-					Hatchback (Supermini car-B Segment)				
1.2 60 (188 A4.000)		Gasolina	FWD	1242	44	60	10.05-	■	