


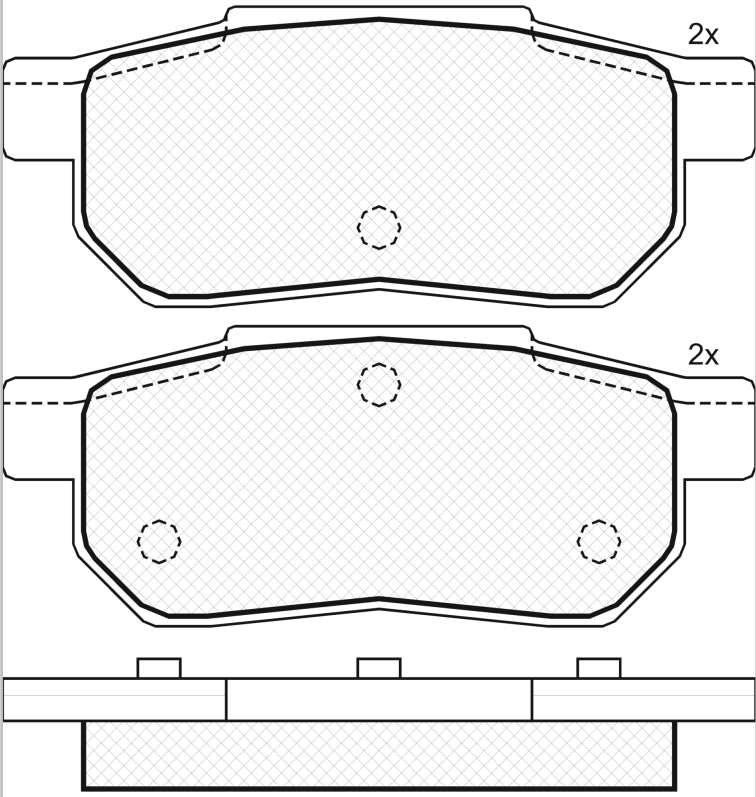
LISTA DE APLICACIONES - BUYERS GUIDE

181045




8 424073 018649

Qty: 944 Weight: 552



181045

E 9 90R-01110/310



Akebono

89x35.2x13

WVA
21312
21313
21314
24531
24532

MAKE

HONDA



Trac.	CC	Kw	CV
-------	----	----	----



Front / Rear

HONDA

CIVIC IV / BALLADE (EC, ED, EE, EF) 09.87-10.93					Hatchback (Supermini car-B Segment)			
1.6 i 16V Vtec (EE9) (B16A1)	Gasolina	FWD	1595	110	150	10.89-09.91	■	
CIVIC IV / BALLADE (ED, EF) 09.87-10.93					Saloon (Supermini car-B Segment)			
1.6 4x4	Gasolina	4WD	1595	110	150	01.88-12.91	■	
CIVIC V Shuttle (EE, EF) 01.88-02.95					Estate (Supermini car-B Segment)			
1.8	Gasolina	FWD	1834	103	140	01.88-12.92	■	
CRX II (ED, EE) 10.87-02.92					Coupe (Sports car-S Segment)			
1.4 GL (D14A1)	Gasolina	FWD	1396	66	90	01.90-12.91	■	
1.6 i 16V Vtec (EE8) (B16A1)	Gasolina	FWD	1595	110	150	10.89-02.92	■	