


LISTA DE APLICACIONES - BUYERS GUIDE

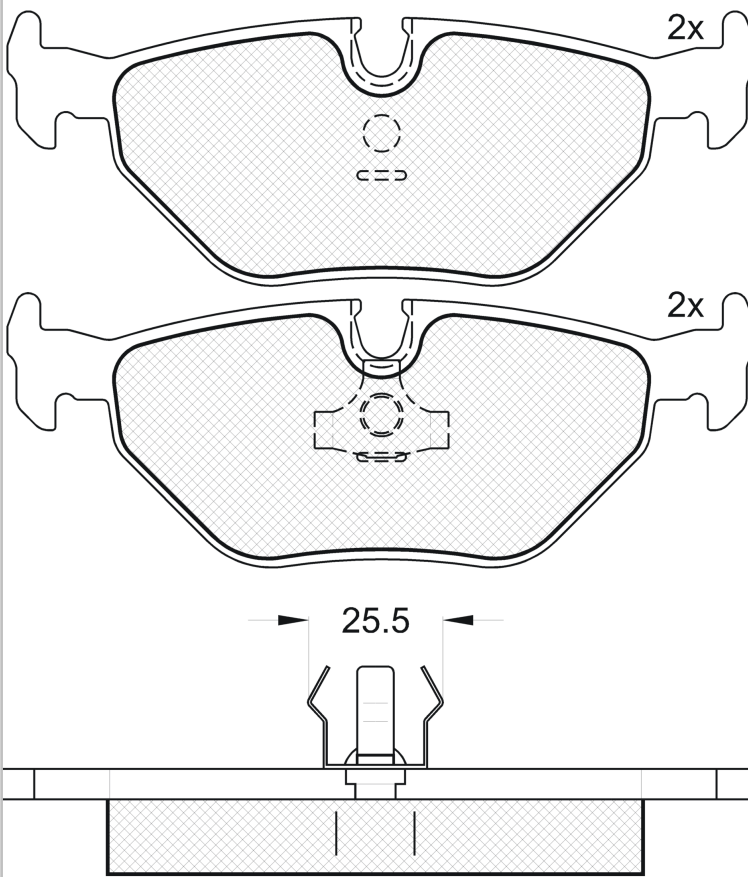
181051



8 424073 017482


Qty: 944 Weight: 910

O.E.M.	MAKE
34 21 1 154 221	BMW
34 21 1 157 044	BMW
34 21 1 157 045	BMW
34 21 1 157 334	BMW
34 21 1 157 563	BMW
34 21 1 157 814	BMW
34 21 1 158 108	BMW
34 21 1 158 136	BMW
34 21 1 158 221	BMW
34 21 1 158 266	BMW
34 21 1 158 270	BMW
34 21 1 158 562	BMW
34 21 1 158 642	BMW
34 21 1 159 814	BMW
34 21 1 160 198	BMW
34 21 1 160 199	BMW
34 21 1 162 536	BMW
34 21 1 187 334	BMW
34 21 2 225 860	BMW
34 21 2 225 865	BMW
34 21 2 226 092	BMW
34 21 6 761 253	BMW



181051

E 9 90R-02A0110/1664

 Ate - Teves

123.1x44.9x17.3

WVA	FMSI
20995	D396-7286
20996	

MAKE
BMW
HARTGE
WIESMANN



Trac.	CC	Kw	CV		 Front / Rear
-------	----	----	----	---	--

BMW									
3 Serie II (E30) 09.82-11.93						Convertible (Compact executive car-D Segment)			
M3 2.3 (S14 B23 (234EA))		Gasolina	RWD	2302	143	195	06.88-06.91		■
3 Serie II (E30) 09.82-03.92						Saloon (Compact executive car-D Segment)			
M3 2.3 (S14 B23 (234EA))		Gasolina	RWD	2302	143	195	07.86-06.91		■
M3 2.3 (S14 B23 (234S1))		Gasolina	RWD	2302	143	195	07.86-06.91		■
M3 2.3 (S14 B23 (234S2))		Gasolina	RWD	2302	143	195	07.86-06.91		■
M3 2.3 (S14 B23 (234EA))		Gasolina	RWD	2302	147	200	02.87-05.89		■
M3 2.3 (S14 B23 (234S2))		Gasolina	RWD	2302	147	200	02.87-05.89		■
M3 2.3 (S14 B23 (234EA))		Gasolina	RWD	2302	158	215	01.86-12.90		■
M3 2.3 (S14 B23 (234S2))		Gasolina	RWD	2302	158	215	01.86-12.90		■
M3 EVO I 2.3 (S14 B23 (234EA))		Gasolina	RWD	2302	162	220	10.88-10.90		■
M3 EVO II 2.5 (S14 B25 (254S1))		Gasolina	RWD	2467	175	238	01.90-01.92		■
3 Serie III (E36) 03.93-11.99						Convertible (Compact executive car-D Segment)			
318i (M43 B18 (184E2))		Gasolina	RWD	1796	85	115	03.94-11.99		■
M3 3.0 (S50 B30 (306S1))		Gasolina	RWD	2990	210	286	04.94-07.95		■
M3 3.2 (S50 B32 (326S1))	-12/98	Gasolina	RWD	3201	236	321	03.96-09.99		■
3 Serie III (E36) 10.91-05.99						Coupe (Compact executive car-D Segment)			
M3 3.0 (S50 B30 (306S1))		Gasolina	RWD	2990	210	286	11.92-07.95		■
M3 3.0 (S50 B30 (306S1))		Gasolina	RWD	2990	217	295	09.93-05.95		■
M3 3.2 (S50 B32 (326S1))		Gasolina	RWD	3201	236	321	10.95-11.98		■

LISTA DE APLICACIONES - BUYERS GUIDE

3 Serie III (E36) 09.90-11.98					Saloon (Compact executive car-D Segment)			
316 i (M43 B16 (164E2))		Gasolina	RWD	1596	75	102	09.93-05.98	■
318 is (M44 B19 (194S1))		Gasolina	RWD	1895	103	140	01.96-05.98	■
M3 3.0 (S50 B30 (306S1))		Gasolina	RWD	2990	210	286	10.94-07.95	■
M3 3.2 (S50 B32 (326S1))		Gasolina	RWD	3201	236	321	10.95-01.98	■
318 tds (M41 D17 (174T1))		Diesel	RWD	1665	66	90	01.95-02.98	■
5 Serie III (E34) 02.87-12.95					Saloon (Executive car-E Segment)			
518 i (M40 B18 (184E1))		Gasolina	RWD	1796	83	113	09.89-04.94	■
518 i (M43 B18 (184E2))		Gasolina	RWD	1796	85	115	05.94-08.95	■
520 i (M20 B20 (206KA))		Gasolina	RWD	1990	95	129	06.87-09.90	■
520 i 24V (M50 B20 (206S1))		Gasolina	RWD	1990	110	150	04.90-08.95	■
520 i 24V (M50 B20 (206S2))		Gasolina	RWD	1990	110	150	04.90-08.95	■
525 i (M20 B25 (256K1))		Gasolina	RWD	2494	125	170	02.88-08.90	■
525 i 24V (M50 B25 (256S1))		Gasolina	RWD	2494	141	192	03.90-08.95	■
525 i 24V (M50 B25 (256S2))		Gasolina	RWD	2494	141	192	03.90-08.95	■
525 iX 24V (M50 B25 (256S1))		Gasolina	4WD	2494	141	192	10.91-08.95	■
525 iX 24V (M50 B25 (256S2))		Gasolina	4WD	2494	141	192	10.91-08.95	■
530i (M30 B30 (306KA))		Gasolina	RWD	2986	138	188	01.88-04.90	■
530 i V8 (M60 B30 (308S1))		Gasolina	RWD	2997	160	218	09.92-12.95	■
535i (M30 B34 (346KB))		Gasolina	RWD	3430	155	211	11.87-02.93	■
M5		Gasolina	RWD	3535	210	286	12.87-12.88	■
M5 (S38 B36 (366S1))		Gasolina	RWD	3535	232	315	09.88-03.92	■
M5 Cat		Gasolina	RWD	3535	232	315	09.88-03.92	■
M5 (S38 B38 (386S1))	-12/94	Gasolina	RWD	3795	250	340	01.92-07.95	■
540 i V8 (M60 B40 (408S1))		Gasolina	RWD	3982	210	286	09.92-12.95	■
524 td (M21 D24 (246TB))		Diesel	RWD	2443	85	115	03.88-08.91	■
525 td (M51 D25 (256T1))		Diesel	RWD	2497	85	115	03.93-08.95	■
525 tds (M51 D25 (256T1))		Diesel	RWD	2497	105	143	09.91-08.95	■
5 Serie III Touring (E34) 07.91-07.96					Estate (Executive car-E Segment)			
518 i (M40 B18 (184E1))		Gasolina	RWD	1796	83	113	04.93-04.94	■
518 i (M43 B18 (184E2))		Gasolina	RWD	1796	85	115	05.94-07.96	■
520 i (M50 B20 (206S1))		Gasolina	RWD	1990	110	150	07.91-07.96	■
520 i (M50 B20 (206S2))		Gasolina	RWD	1990	110	150	07.91-07.96	■
525 i (M50 B25 (256S1))		Gasolina	RWD	2494	141	192	07.91-07.96	■
525 i (M50 B25 (256S2))		Gasolina	RWD	2494	141	192	07.91-07.96	■
525 ix (M50 B25 (256S1))		Gasolina	4WD	2494	141	192	01.92-03.96	■
525 ix (M50 B25 (256S2))		Gasolina	4WD	2494	141	192	01.92-03.96	■
530i (M60 B30 (308S1))		Gasolina	RWD	2997	160	218	09.92-07.96	■
M5 (S38 B38 (386S1))	-12/94	Gasolina	RWD	3795	250	340	04.92-07.95	■
518 g (M43 B18 (184E2))		Gasol./Gas (CNG)	RWD	1796	74	101	02.96-07.96	■
525 td (M51 D25 (256T1))		Diesel	RWD	2497	85	115	03.93-07.96	■
525 tds (M51 D25 (256T1))		Diesel	RWD	2497	105	143	12.91-07.96	■
7 Serie II (E32) 03.85-10.94					Saloon (Luxury car-F Segment)			
730 i, iL (M30 B30 (306KA))		Gasolina	RWD	2986	138	188	03.87-03.94	■
730 i, iL (M30 B30 (306EA))		Gasolina	RWD	2986	145	197	03.85-01.89	■
730 i, iL V8 (M60 B30 (308S1))		Gasolina	RWD	2997	160	218	04.92-09.94	■
735 i, iL (M30 B34 (346KB))		Gasolina	RWD	3430	155	211	06.86-07.92	■
735 i, iL (M30 B35 (MOTRONIC,9.2:1))		Gasolina	RWD	3430	162	220	07.86-01.89	■
740 i, iL V8 (M60 B40 (408S1))		Gasolina	RWD	3982	210	286	05.92-03.94	■

LISTA DE APLICACIONES - BUYERS GUIDE

750 i, iL V12 (M70 B50 (5012A))		Gasolina	RWD	4988	220	300	09.87-09.94	■
Z1 (Z1) 06.88-06.91					Convertible (Sports car-S Segment)			
2.5 (M20 B25 (256K1))		Gasolina	RWD	2494	125	170	06.88-06.91	■
Z3 (E36) 10.95-01.03					Convertible (Sports car-S Segment)			
M 3.2 (S52 B32 (326S2))	discØ 312	Gasolina	RWD	3152	179	243	02.98-06.00	■
M 3.2 (S50 B32 (326S1))		Gasolina	RWD	3201	236	321	01.97-06.00	■
M 3.2		Gasolina	FWD	3201	252	343	04.00-04.01	■
M 3.2 (S54 B32 (326S4))		Gasolina	RWD	3246	239	325	06.01-01.03	■
Z3 (E36) 04.97-06.03					Coupe (Sports car-S Segment)			
M 3.2 (S52 B32 (326S2))	discØ 312	Gasolina	RWD	3152	176	239	02.98-06.00	■
M (S50 B32 (326S1))		Gasolina	RWD	3201	236	321	02.98-06.01	■
M (S50 B32 (326S3))		Gasolina	RWD	3201	236	321	02.98-06.01	■
M		Gasolina	FWD	3201	252	343	08.00-06.03	■
M (S54 B32 (326S4))		Gasolina	RWD	3246	239	325	06.01-06.03	■
HARTGE								
H 01.89-					Coupe (Sports car-S Segment)			
3.4 H 5	01/89-	Gasolina	FWD	3395	178	242	01.89-	■
3.4 H 7	01/89-	Gasolina	FWD	3395	178	242	01.89-	■
3.4 H 5	01/89-	Gasolina	FWD	3395	267	363	01.89-	■
3.4 H 7	01/89-	Gasolina	FWD	3395	267	363	01.89-	■
5.0 H 5	01/89-	Gasolina	FWD	4995	240	326	01.89-	■
5.0 H 7 i	01/90-	Gasolina	FWD	4995	240	326	01.89-	■
WIESMANN								
ROADSTER 01.96-					Convertible (Sports car-S Segment)			
3.2 (S50326S1)		Gasolina	RWD	3201	236	321	01.96-08.01	■
3.2 (S54326S4)		Gasolina	RWD	3246	252	343	07.03-	■