


LISTA DE APLICACIONES - BUYERS GUIDE

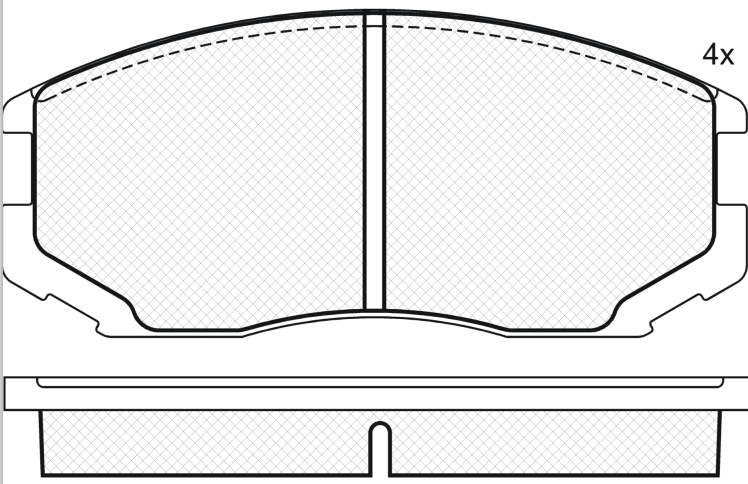
181129



8 424073 017963

Qty: 300 Weight: 1.130

O.E.M.	MAKE
04465-B4010	DAIHATSU
04465-B4020	TOYOTA
04465-B4040	DAIHATSU
04491-87401	DAIHATSU
04491-87401-000	DAIHATSU
04491-87403	DAIHATSU
04491-87403-000	DAIHATSU
04491-87404	DAIHATSU
04491-87404-000	DAIHATSU
04491-97507	DAIHATSU
04491-97507-000	DAIHATSU
DBP 511 114	DAIHATSU
MB 699 463	DAIHATSU
MB 928 461	DAIHATSU
MB 928 463	DAIHATSU
MB 928 817	DAIHATSU
MN 102 605	DAIHATSU
MR 249 779	DAIHATSU
MR 389 507	DAIHATSU
MR 389 508	DAIHATSU
MR 389 511	DAIHATSU
MR 389 512	DAIHATSU
MZ 690 000E	DAIHATSU
PC 351 101	DAIHATSU
X3 511 001	DAIHATSU




4x

2x

1 - Ref. 610097 E

181129



E1 90R-01101/313

Sumitomo

114.1x50x15

WVA	FMSI
21650	D602-7483
	D602-8979

MAKE
DAIHATSU
DODGE
HUALI
DAIHATSU
OPEL
PERODUA
PORSCHE
PROTON
TOYOTA
TOYOTA (FAW)



Trac.	CC	Kw	CV
-------	----	----	----



Front / Rear

DAIHATSU

ATRAI II 08.99-						Van (LCVs-N1 Segment)		
0.7 CL		Gasolina	FWD	659	35	48	08.99-	■
0.7 Custom		Gasolina	FWD	659	35	48	08.99-	■
ATRAI II WAGON (S220_, S230_) 08.99-04.05						Bus (Minibus-M2-Segment)		
0.7		Gasolina	FWD	659	35	48	08.99-04.05	■
0.7		Gasolina	FWD	659	35	48	08.99-04.05	■
0.7 CL		Gasolina	FWD	659	47	64	08.99-04.05	■
BEGO 11.05-						Closed Off-Road Vehicle (Mini SUV-J Segment)		
1.3 DVVT		Gasolina	FWD	1298	63	86	11.05-	■
1.3 DVVT 4x4 (K3-VE)		Gasolina	4WD	1298	63	86	11.05-	■
1.5 DVVT		Gasolina	FWD	1495	77	105	11.05-	■
EXTOL / Atrai (S22_, S23_) 07.00-11.11						Bus (Minibus-M2-Segment)		
1.3 (K3-VE)		Gasolina	RWD	1298	63	86	07.00-11.11	■
1.3 4x4 (K3-VE)		Gasolina	4WD	1298	66	90	07.00-09.03	■
1.3 4x4 (K3-VE)	for ABS	Gasolina	4WD	1298	68	92	10.03-12.05	■
1.3 L		Gasolina	FWD	1298	68	92	10.03-12.05	■
HIJET IX 04.98-						Platform/Chassis (LCVs-N1 Segment)		
1.6		Gasolina	FWD	1589	52	71	11.99-	■
RUSH 11.05-						Closed Off-Road Vehicle (Mini SUV-J Segment)		
1.3		Gasolina	FWD	1298	63	86	11.05-	■
1.5		Gasolina	FWD	1495	77	105	11.05-	■
1.5		Gasolina	FWD	1495	77	105	11.05-	■

LISTA DE APLICACIONES - BUYERS GUIDE

TERIOS II / BEGO (J2_, F7_) 11.05-					Closed Off-Road Vehicle (Mini SUV-J Segment)			
1.3 DVVT		Gasolina	FWD	1298	63	86	11.05-	■
1.3 VVT-i 4x4 (K3-VE)		Gasolina	4WD	1298	63	86	11.05-	■
1.5 VVT-i		Gasolina	FWD	1495	75	102	09.10-	■
1.5 VVT-i 4x4 (3SZ-VE)		Gasolina	4WD	1495	75	102	09.10-	■
1.5 VVT-i RWD (3SZ-VE)		Gasolina	RWD	1495	75	102	09.10-	■
1.5 4x4 (3SZ-VE)		Gasolina	4WD	1495	77	105	05.06-	■
1.5 VVT-i		Gasolina	FWD	1495	77	105	11.05-	■
1.5 VVT-i RWD (3SZ-VE)		Gasolina	RWD	1495	77	105	11.05-	■
1.5 VVT-i (F700)		Gasolina	RWD	1495	80	109	12.06-10.10	■
1.3 VVT-i LPG 4x4 (K3-VE)		Gasol./Gas (LPG)	4WD	1298	63	86	01.09-12.09	■
1.5 LPG 4x4 (3SZ-VE)		Gasol./Gas (LPG)	4WD	1495	77	105	06.09-	■
TERIOS / TARUNA (J1_) 03.97-10.06					Closed Off-Road Vehicle (Mini SUV-J Segment)			
1.3 4WD (J100) (HC-EJ)		Gasolina	4WD	1296	61	83	10.97-10.00	■
1.3 4WD (HC-EJ)		Gasolina	4WD	1296	62	84	05.97-12.99	■
1.3 (J122) (K3-VE)		Gasolina	RWD	1298	63	86	07.00-10.06	■
1.3 4WD (J102) (K3-VE)		Gasolina	4WD	1298	63	86	10.00-10.05	■
1.3 DVVT		Gasolina	FWD	1298	63	86	10.02-10.05	■
1.3 VVT-i Turbo 4WD (K3-VET)		Gasolina	4WD	1298	103	140	10.02-10.05	■
1.5		Gasolina	FWD	1499	63	86	05.99-10.05	■
1.6		Gasolina	FWD	1589	66	90	05.99-10.05	■
TERIOS KID (J11_, J13_) 05.97-10.12					SUV (Mini SUV-J Segment)			
0.7 (EF-DEM)		Gasolina	RWD	659	44	60	09.00-10.05	■
0.7 4WD (EF-DEM)		Gasolina	4WD	659	44	60	10.98-10.05	■
0.7		Gasolina	FWD	659	47	64	05.97-08.00	■
0.7	-12/05	Gasolina	FWD	659	47	64	09.00-05.12	■
DODGE								
COLT (U.S.A.) 09.70-12.74					Saloon (Compact car-C Segment)			
1.0 D 2DR	01/93-	Diesel	RWD	995			09.70-	■
1.0 D 4WD	01/93-	Diesel	RWD	995			09.70-	■
HUALI								
TERIOS 07.04-					Hatchback (Mini SUV-J Segment)			
1.3		Gasolina	FWD	1298	63	86	07.04-	■
MITSUBISHI								
COLT II (C5_A) 10.86-05.92					Hatchback (Supermini car-B Segment)			
1.3 GL (C61A) (4G13 (8V))		Gasolina	FWD	1299	44	60	04.88-12.90	■
1.3 12V (C51A) (4G13 (12V))		Gasolina	FWD	1299	55	75	04.88-05.92	■
1.3 GLi 12V (CA1A) (4G13 (12V))	01/94-	Gasolina	FWD	1299	55	75	04.92-04.96	■
1.5 Cat (C52A) (4G15 (12V))		Gasolina	FWD	1468	66	90	07.90-05.92	■
1.6 i 16V Gli	01/90-	Gasolina	FWD	1595	83	113	10.86-	■
1.6 i 16V GLXi	01/90-	Gasolina	FWD	1595	83	113	10.86-	■
1.6 i 16V GLXi 4WD	01/90-	Gasolina	FWD	1595	83	113	10.86-	■
1.6 (CA4A) (4G92 (SOHC 16V))		Gasolina	FWD	1597	66	90	02.94-04.96	■
1.6 GLXi 16V (CA4A) (4G92 (SOHC 16V))		Gasolina	FWD	1597	83	113	04.92-04.96	■
1.6 4WD (CC4A) (4G92 (SOHC 16V))		Gasolina	4WD	1597	84	114	08.93-08.95	■
1.8 Diesel GLX (C54A) (4D65)		Diesel	FWD	1795	44	60	04.88-05.92	■

LISTA DE APLICACIONES - BUYERS GUIDE

COLT II / MIRAGE (CJ_, CP_) 09.95-08.04					Hatchback (Supermini car-B Segment)			
1300 GL,GLX (CJ1A) (4G13 (12V))		Gasolina	FWD	1299	55	75	05.96-06.00	■
1300 (CJ1A) (4G13 (16V))		Gasolina	FWD	1299	60	82	06.00-09.03	■
1.3		Gasolina	FWD	1343	66	90	08.02-09.03	■
1.5 12V (CJ2A) (4G15 (12V))		Gasolina	FWD	1468	69	94	06.96-08.04	■
1.5 16V (CJ2A)		Gasolina	FWD	1468	69	94	10.99-09.03	■
1.5 (CJ2A)		Gasolina	FWD	1468	81	110	09.95-09.03	■
1600 GLX (CJ4A) (4G92 (SOHC 16V))		Gasolina	FWD	1597	66	90	05.96-09.00	■
1600 (CJ4A) (4G92 (SOHC 16V))		Gasolina	FWD	1597	76	103	09.00-09.03	■
1.8		Gasolina	FWD	1834	109	148	11.97-07.01	■
GALANT VI (E3_A) 11.87-03.93					Saloon (Compact car-C Segment)			
1.8 (E32A) (4G37)		Gasolina	FWD	1755	63	86	11.87-08.90	■
1.8 (E32A) (4G37)		Gasolina	FWD	1755	66	90	11.87-10.92	■
2.0 GTi 16V 4WD (E39A, E38A, E33A) (4G63 (DOHC 16V))		Gasolina	4WD	1997	106	144	06.88-10.92	■
GALANT VI / ETERNA (E3_A) 11.88-12.92					Hatchback (Compact car-C Segment)			
2.0 GTi 16V (E39A, E38A, E33A) (4G63 (DOHC 16V))		Gasolina	FWD	1997	106	144	11.88-10.92	■
LANCER III (C6_A, C7_A) 04.88-05.94					Hatchback (Supermini car-B Segment)			
1.3 12V (C61A) (4G13 (12V))		Gasolina	FWD	1299	55	75	06.92-05.94	■
1.5 12V (C62A) (4G15 (12V))		Gasolina	FWD	1468	66	90	05.89-05.92	■
1.6 16V (C76A, C66A) (4G92 (SOHC 16V))		Gasolina	FWD	1597	83	113	06.92-05.94	■
1.8 GTi		Gasolina	FWD	1755	66	90	06.92-07.93	■
1.8 GTi		Gasolina	FWD	1755	70	95	06.92-07.93	■
1.8 4WD (C77A) (4G37)	01/90-	Gasolina	4WD	1755	71	97	09.89-06.92	■
1.8 D (C64A) (4D65)		Diesel	FWD	1795	44	60	04.88-05.92	■
2.0 D (C67A) (4D68)		Diesel	FWD	1998	50	68	06.92-07.93	■
LANCER III / LIBERO (CB_A, CD_A, CE_A) 07.91-12.96					Saloon (Supermini car-B Segment)			
1.3 (CB1A) (4G13 (12V))		Gasolina	FWD	1298	55	75	06.92-02.95	■
1.3 (CB1A) (4G13 (12V))		Gasolina	FWD	1299	55	75	06.92-12.96	■
1.6 (CB4A) (4G92 (SOHC 16V))	-12/95	Gasolina	FWD	1597	66	90	02.94-12.96	■
1.6 16V (CB4A) (4G92 (SOHC 16V))	-12/95	Gasolina	FWD	1597	83	113	06.92-12.96	■
1.6 16V 4WD (CD4A) (4G92 (SOHC 16V))	-12/95	Gasolina	4WD	1597	83	113	06.92-12.96	■
2.0 Diesel (CB8A) (4D68)	-12/95	Diesel	FWD	1998	50	68	06.92-12.96	■
LANCER II-III (C6_A, C7_A) 04.88-12.97					Saloon (Supermini car-B Segment)			
1.3 (C61A) (4G13 (8V))		Gasolina	FWD	1299	44	60	04.88-05.92	■
1.3 (C61A) (4G13 (8V))		Gasolina	FWD	1299	51	70	08.88-05.92	■
1.3 (C61A) (G13B)		Gasolina	FWD	1299	51	70	08.88-05.92	■
1.3 12V (C61A) (4G13 (12V))		Gasolina	FWD	1299	55	75	07.90-06.92	■
1.5 (C62A) (4G15 (12V))		Gasolina	FWD	1468	62	84	04.88-05.92	■
1.5 12V (C62A) (4G15 (12V))		Gasolina	FWD	1468	66	90	06.90-05.92	■
1.8 GLX Diesel (C64A) (4D65)		Diesel	FWD	1795	44	60	04.88-05.92	■
LANCER II-III Station Wagon (C1_V, C3_V) 09.85-08.92					Estate (Supermini car-B Segment)			
1.5 (C12V) (4G15 (8V))		Gasolina	FWD	1468	61	83	09.88-12.90	■
1.5 12V (C12V) (4G15 (12V))		Gasolina	FWD	1468	66	90	09.90-12.91	■
1.8 4WD (C37V) (4G37)		Gasolina	4WD	1755	63	86	03.89-12.90	■
1.8 4WD (C37V) (4G37)		Gasolina	4WD	1755	69	94	08.90-06.92	■
1.8 D (C14V) (4D65)		Diesel	FWD	1795	44	60	08.86-06.92	■

LISTA DE APLICACIONES - BUYERS GUIDE

LANCER III-IV (CJ_, CP_) 09.95-12.03					Saloon (Compact car-C Segment)			
1.3 12V (CK1A) (4G13 (12V))		Gasolina	FWD	1299	55	75	12.95-08.03	■
1.5 12V (CK2A) (4G15 (12V))		Gasolina	FWD	1468	69	94	07.96-08.03	■
1.5 16V (CK2A)	-12/02	Gasolina	FWD	1468	69	94	10.99-08.03	■
1.5		Gasolina	FWD	1468	74	101	06.00-08.03	■
1.5 16V (CK2A)		Gasolina	FWD	1468	81	110	09.95-08.99	■
1.6 16V (CK4A) (4G92 (SOHC 16V))		Gasolina	FWD	1597	66	90	12.95-08.03	■
1.6 16V		Gasolina	FWD	1597	83	113	01.97-11.01	■
LANCER III-IV / LIBERO Station Wagon (CB_W, CD_W) 09.92-10.03					Estate (Compact car-C Segment)			
1.3		Gasolina	FWD	1298	55	75	11.99-08.03	■
1.3 16V		Gasolina	FWD	1298	55	75	09.97-10.99	■
1.5 (CB2W) (4G15 (12V))		Gasolina	FWD	1468	63	86	03.95-10.03	■
1.6 16V (CB4W) (4G92 (SOHC 16V))	-12/95	Gasolina	FWD	1597	83	113	12.92-10.03	■
1.6 16V 4WD (CD4W) (4G92 (SOHC 16V))	-12/95	Gasolina	4WD	1597	83	113	12.92-10.03	■
1.8		Gasolina	FWD	1834	88	120	03.95-10.03	■
1.8 i (CB5W) (4G93 (SOHC 16V))		Gasolina	FWD	1834	88	120	03.95-10.03	■
2.0 D (CB8W) (4D68)	-12/93	Diesel	FWD	1998	50	68	12.92-10.03	■
2.0 D (CB8W) (4D68 T)		Diesel	FWD	1998	65	88	03.95-10.03	■
MIRAGE IV 12.91-01.96					Coupe (Supermini car-B Segment)			
1.3 (CA1A) (4G13 (12V))		Gasolina	FWD	1298	58	79	12.91-08.95	■
MIRAGE IV (CJ_A, CL_A, CA_A, CC_A) 07.91-07.03					Hatchback (Supermini car-B Segment)			
1.3		Gasolina	FWD	1298	55	75	09.95-07.03	■
1.3 (CJ1A) (4G13 (12V))		Gasolina	FWD	1298	58	78	12.91-08.95	■
1.5		Gasolina	FWD	1468	81	110	09.95-08.99	■
1.6		Gasolina	FWD	1597	84	114	09.99-07.03	■
1.6 (4G92 (SOHC 16V))		Gasolina	FWD	1597	84	114	12.91-08.95	■
1.6 4WD (CL4A) (4G92 (SOHC 16V))		Gasolina	4WD	1597	84	114	03.92-07.93	■
1.6 (CJ4A) (4G92 (SOHC 16V))		Gasolina	FWD	1597	88	119	12.91-08.95	■
1.6 4WD (CL4A) (4G92 (SOHC 16V))		Gasolina	4WD	1597	88	119	12.91-08.95	■
1.6 ZR (CJ4A) (4G92 (DOHC 16V))		Gasolina	FWD	1597	128	174	09.95-08.99	■
1.8 GTI	01/95-	Gasolina	FWD	1834	103	140	12.91-07.03	■
2.0		Gasolina	FWD	1997	83	113	09.95-08.99	■
2.0 TD		Diesel	RWD	1998	69	94	09.95-07.03	■
MIRAGE IV 12.91-08.95					Saloon (Supermini car-B Segment)			
1.3 (CA1A) (4G13 (12V))		Gasolina	FWD	1298	58	79	12.91-08.95	■
1.5 GE MVV (CB2A) (4G15 (12V))	01/93-	Gasolina	FWD	1468	68	92	12.91-08.95	■
1.6 (4G92 (SOHC 16V))		Gasolina	FWD	1597	88	120	12.91-08.95	■
1.6 4WD (4G92 (SOHC 16V))		Gasolina	4WD	1597	88	120	12.91-08.95	■
1.8 Gsi	01/95-	Gasolina	FWD	1834	103	140	12.91-08.95	■
1.8 TD		Diesel	RWD	1795	56	76	12.91-08.95	■
1.8 TD		Diesel	RWD	1795	56	76	12.91-08.95	■
2.0 GD		Diesel	RWD	1998	54	73	12.91-08.95	■
2.0 TD		Diesel	RWD	1998	65	88	12.91-08.95	■
2.0 TD		Diesel	RWD	1998	65	88	12.91-08.95	■
MIRAGE IV Station Wagon 12.91-07.03					Estate (Supermini car-B Segment)			
1.8 GTI	-12/02	Gasolina	FWD	1834	103	140	08.01-07.03	■
MIRAGE V (CJ - CM) 09.95-08.02					Coupe (Supermini car-B Segment)			
1.3		Gasolina	FWD	1298	55	75	09.95-08.99	■
1.5 (CJ2A) (4G15 (16V))	01/97-	Gasolina	FWD	1468	81	110	09.95-08.99	■

LISTA DE APLICACIONES - BUYERS GUIDE

1.6 ZR (CJ4A) (4G92 (DOHC 16V))		Gasolina	FWD	1597	128	174	09.95-08.99	■
1.8		Gasolina	FWD	1829	103	140	09.95-08.02	■
MIRAGE V (CJ_A) 09.95-07.03					Hatchback (Supermini car-B Segment)			
1.3 (CJ1A) (4G13 (12V))		Gasolina	FWD	1298	55	75	09.95-07.03	■
1.6 (CJ4A) (4G92 (SOHC 16V))		Gasolina	FWD	1597	84	114	09.99-07.03	■
MIRAGE V (CK_A) 09.95-07.03					Saloon (Supermini car-B Segment)			
1.5 (CK2A) (4G15 (12V))		Gasolina	FWD	1468	69	94	09.96-12.00	■
1.5 (CK2A) (4G15 (16V))		Gasolina	FWD	1468	81	110	09.95-12.00	■
OPEL								
REKORD E (61_, 66_, 67_) 08.77-08.86					Estate (Large family car-D Segment)			
1.8 (18 N)		Gasolina	RWD	1796	55	75	11.82-08.86	■
PERODUA								
KEMBARA 01.98-12.08					Closed Off-Road Vehicle (Mini SUV-J Segment)			
1.3 DVVT		Gasolina	FWD	1298	63	86	01.98-12.08	■
NAUTICA 05.08-					MPV (Mini SUV-J Segment)			
1.5 A las 4 ruedas		Gasolina	FWD	1495	77	105	05.08-	■
PORSCHE								
911 (992) 11.18-					Coupe (Sports car-S Segment)			
3.8 Turbo (992430)	1LR,1LS	Gasolina	4WD	3745	427	581	03.20-05.24	■
PROTON								
AEROBACK / ISWARA / MPI (C2_A, C9_L) 10.88-12.08					Hatchback (Compact car-C Segment)			
1.3 (4G13- P)		Gasolina	FWD	1298	50	68	10.88-06.91	■
1.3 (4G13)		Gasolina	FWD	1298	50	68	01.91-09.93	■
1.3 (4G13)		Gasolina	FWD	1298	55	75	10.88-12.02	■
1.5 (4 G 15)		Gasolina	FWD	1468	55	75	01.91-09.93	■
1.5		Gasolina	FWD	1468	55	75	10.88-06.91	■
1.5		Gasolina	FWD	1468	66	90	01.91-11.96	■
1.5 LX (4 G 15 M)		Gasolina	FWD	1468	66	90	10.88-11.96	■
1.6 EX		Gasolina	FWD	1597	70	95	10.88-11.96	■
GEN 2 (CM_) 06.04-					Hatchback (Compact car-C Segment)			
1.3		Gasolina	FWD	1299	60	82	06.04-	■
1.3 (CM3L) (S4PE)		Gasolina	FWD	1332	70	95	06.04-12.09	■
1.6 (CM6L) (S4PH)		Gasolina	FWD	1597	82	110	06.04-	■
JUMBUCK / ARENA 02.02-					Pickup (Pick-Up Truck)			
1.5 (C97PN) (4 G 15)		Gasolina	FWD	1468	64	86	05.02-12.08	■
1.5 (C97PN) (4 G 15 P)		Gasolina	FWD	1468	64	86	05.02-12.08	■
PERSONA 300 / SATRIA (C9_M) 03.96-07.04					Hatchback (Compact car-C Segment)			
1.3 (4G13-M)		Gasolina	FWD	1298	55	75	08.00-07.04	■
315 GLSi (G 15 B)		Gasolina	FWD	1468	64	87	09.96-07.00	■
315 GLi/GLSi (4 G 15 M)		Gasolina	FWD	1468	66	90	03.96-07.00	■
PERSONA 400 01.89-					Hatchback (Compact car-C Segment)			
1.3 413 GL, GLS ABS	01/90-	Gasolina	FWD	1295	53	72	01.89-	■
1.3 413 GL, GLS ABS	01/93-	Gasolina	FWD	1295	53	72	01.89-	■
1.5 415 GL, GLS, LE, SE	01/91-	Gasolina	FWD	1495	57	78	01.89-	■
1.5 415 GL, GLS, LE,SE ABS	01/92-	Gasolina	FWD	1495	57	78	01.89-	■
1.5 415 GL, GLS, LE,SE ABS	01/92-	Gasolina	FWD	1495	66	90	01.89-	■

LISTA DE APLICACIONES - BUYERS GUIDE

1.6 416 SL	01/94-	Gasolina	FWD	1595	65	89	01.89-	■
1.6 416 SL ABS	01/94-	Gasolina	FWD	1595	65	89	01.89-	■
PERSONA 400 / WIRA (C9_C, C9_S) 01.94-02.08					Hatchback (Compact car-C Segment)			
1.3		Gasolina	FWD	1298	57	78	10.05-02.08	■
413 GLSi (4G13)		Gasolina	FWD	1299	55	75	01.94-01.00	■
415 GLi/GLSi (4 G 15)		Gasolina	FWD	1468	66	90	01.94-07.00	■
1.5 (4 G 15 M)		Gasolina	FWD	1468	67	91	10.05-02.08	■
420 GLS D (4 D 68)	-12/98	Diesel	FWD	1998	48	65	05.96-04.99	■
420 D (4 D 68 T)	01/97-	Diesel	FWD	1998	60	82	09.96-07.00	■
PERSONA 400 / WIRA (C9_S) 01.94-02.08					Saloon (Compact car-C Segment)			
1.3		Gasolina	FWD	1298	57	78	10.05-02.08	■
413 (4G13- P)	01/00-	Gasolina	FWD	1299	55	75	01.94-06.03	■
415 GLi/GLSi (4 G 15)		Gasolina	FWD	1468	66	90	01.94-07.00	■
1.5		Gasolina	FWD	1468	67	91	05.95-06.03	■
420 GLS D (4 D 68)	-12/98	Diesel	FWD	1998	48	65	05.96-04.99	■
420 TD (4 D 68 T)	01/97-	Diesel	FWD	1998	60	82	09.96-07.00	■
SAGA 10.88-12.07					Hatchback (Compact car-C Segment)			
1.3 GLS		Gasolina	FWD	1298	50	68	10.88-06.91	■
1.3 GLS 12V		Gasolina	FWD	1298	50	68	01.91-06.96	■
1.3 12V Aeroback		Gasolina	FWD	1298	55	75	08.92-06.96	■
1.5 GLS		Gasolina	FWD	1468	55	75	10.88-06.91	■
1.5 GLS 12V		Gasolina	FWD	1468	55	75	01.91-06.96	■
1.5 12V Aeroback (C22A)		Gasolina	FWD	1468	66	90	08.92-12.01	■
SAGA 07.85-06.96					Saloon (Compact car-C Segment)			
1.3 GLE		Gasolina	FWD	1298	50	68	07.85-06.91	■
1.3 12V (4G13- P)		Gasolina	FWD	1298	55	75	08.92-06.96	■
1.3 GLE 12V		Gasolina	FWD	1298	55	75	01.91-06.96	■
1.5 GLE		Gasolina	FWD	1468	55	75	10.88-06.91	■
1.5 GLE 12V		Gasolina	FWD	1468	55	75	01.91-06.96	■
1.5 12V (4 G 15 P)		Gasolina	FWD	1468	66	90	08.92-06.96	■
SALOON / ISWARA / MPI (C2_S) 01.89-12.08					Saloon (Compact car-C Segment)			
1.3 (4G13)		Gasolina	FWD	1298	50	68	01.91-09.93	■
1.3 (4G13-M)		Gasolina	FWD	1298	55	75	10.92-06.96	■
1.5		Gasolina	FWD	1468	55	75	01.91-09.93	■
1.5		Gasolina	FWD	1468	66	90	01.91-11.96	■
SATRIA / COMPACT (C9_M) 07.95-06.07					Hatchback (Supermini car-B Segment)			
1.3 (4G13-M)		Gasolina	FWD	1298	55	75	08.00-05.06	■
1.3 (C96M) (4G13)		Gasolina	FWD	1299	55	74	07.96-05.06	■
1.3 (C96M) (4G13- P)		Gasolina	FWD	1299	55	74	07.96-05.06	■
1.5 (C97M) (4 G 15)		Gasolina	FWD	1468	64	86	07.00-05.06	■
WIRA (C9_L) 01.94-06.07					Hatchback (Compact car-C Segment)			
1.3 (4G13)		Gasolina	FWD	1298	55	74	08.00-06.07	■
1.3 (4G13- P)		Gasolina	FWD	1298	55	74	08.00-06.07	■
1.3		Gasolina	FWD	1298	57	78	10.05-	■
1.5 (4 G 15 M)		Gasolina	FWD	1468	64	86	08.00-06.07	■
1.5		Gasolina	FWD	1468	67	91	10.05-	■
WIRA 05.93-12.09					Saloon (Compact car-C Segment)			
1.3 (C96) (4G13)		Gasolina	FWD	1298	55	74	08.00-	■

LISTA DE APLICACIONES - BUYERS GUIDE

1.3	Gasolina	FWD	1298	57	78	10.05-	■
1.5 (4 G 15)	Gasolina	FWD	1468	64	86	08.00-	■
1.5	Gasolina	FWD	1468	67	91	10.05-	■
TOYOTA							
CAMI (J1_) 05.99-12.05				Closed Off-Road Vehicle (Mini SUV-J Segment)			
1.3	Gasolina	FWD	1296	61	83	05.99-09.00	■
1.3 (J122E_, J122E) (K3-VE)	Gasolina	RWD	1298	63	86	02.01-12.05	■
1.3 4WD (J102E_, J102E) (K3-VE)	Gasolina	4WD	1298	63	86	02.01-12.05	■
1.3 (J122E_, J122E) (K3-VE)	Gasolina	RWD	1298	66	90	06.99-12.05	■
1.3 (J122E_, J122E) (K3-VT)	Gasolina	RWD	1298	66	90	06.99-12.05	■
1.3 4WD (J102E_) (K3-VE)	Gasolina	4WD	1298	66	90	05.00-12.05	■
CAMRY (_V2_) 08.96-09.02				Estate (Executive car-E Segment)			
3.0 (MCV20_, MCV20)	Gasolina	FWD	2995	140	190	08.96-07.01	■
CAMRY / SCEPTER (_V1_) 06.91-08.97				Estate (Executive car-E Segment)			
2.5	Gasolina	FWD	2497	129	175	06.91-07.96	■
RUSH (F700_) 03.06-				Closed Off-Road Vehicle (Mini SUV-J Segment)			
1.3	Gasolina	FWD	1298	63	86	03.06-	■
1.5 (J200E, F700) (3SZ-VE)	Gasolina	RWD	1495	80	109	03.06-	■
1.5 4WD (J210E) (3SZ-VE)	Gasolina	4WD	1495	80	109	03.06-	■
TOYOTA (FAW)							
DARIO TERIOS (_J10_) 01.03-12.06				Hatchback (Mini SUV-J Segment)			
1.3	Gasolina	FWD	1298	63	86	01.03-	■
1.3	Gasolina	FWD	1298	63	86	01.03-	■