


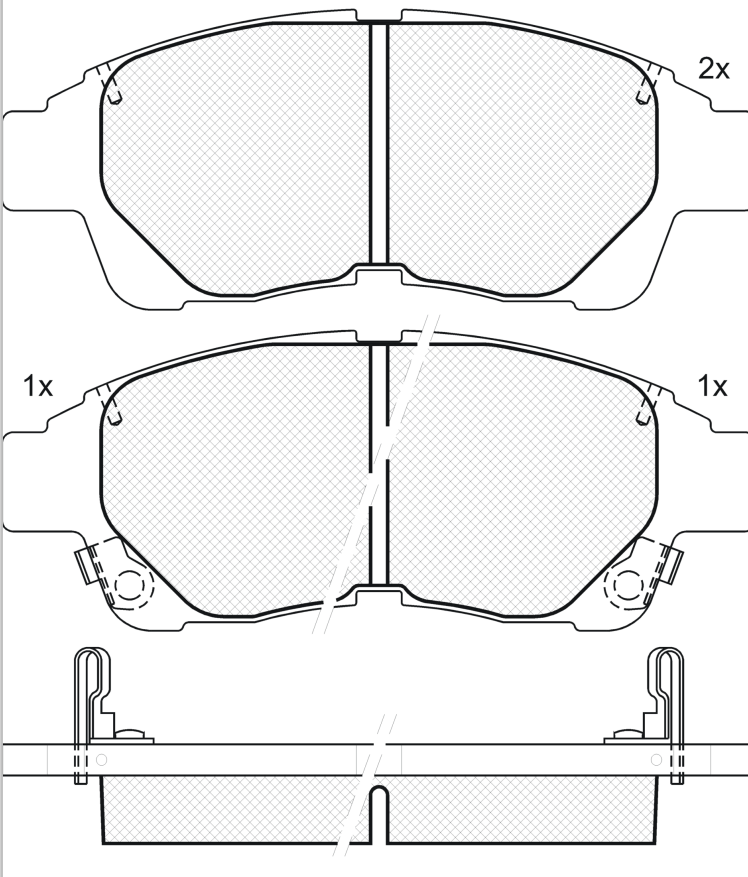
LISTA DE APLICACIONES - BUYERS GUIDE

181210




8 424073 053954

Qty: 300 Weight: 1.415



181210

E1 90R-01101/086



Akebono

133x53x17.5

WVA
21601
21602
21603

MAKE
TOYOTA



Trac.	CC	Kw	CV		
					
					Front / Rear

TOYOTA

COROLLA VIII (_E11_) 09.00-10.01

2.0 D4d (CDE110) (1CD-FTV)	-12/00	Diesel	FWD	1995	66	90	09.00-10.01	■
----------------------------	--------	--------	-----	------	----	----	-------------	---

Estate Van (LCVs-N1 Segment)

COROLLA VIII (_E11_) 04.97-10.01

1.4 (EE111_, EE111R) (4E-FE)	-12/98	Gasolina	FWD	1332	63	86	04.97-02.00	■
1.4 16V (ZZE111_, ZZE111R) (4ZZ-FE)	-12/00	Gasolina	FWD	1398	71	97	02.00-10.01	■
1.6 Aut. (AE111_, AE111R) (4A-FE)	-12/99	Gasolina	FWD	1587	79	107	04.97-02.00	■
1.6 (AE111_, AE111R) (4A-FE)	-12/99	Gasolina	FWD	1587	81	110	04.97-02.00	■
1.8 (7A-FE)	-12/00	Gasolina	FWD	1762	81	110	10.97-10.01	■
1.8 4WD (AE115_, AE115R) (7A-FE)	01/00-	Gasolina	4WD	1762	81	110	04.97-10.01	■
1.8	-12/00	Gasolina	FWD	1838	92	125	05.97-08.01	■
2.0 D (CE110_, CE110R) (2C-E)	-12/99	Diesel	FWD	1975	53	72	04.97-02.00	■
2.0 D-4D (CDE110_, CDE110R) (1CD-FTV)	-12/00	Diesel	FWD	1995	66	90	09.00-10.01	■
2.0 D4d GS	-12/00	Diesel	RWD	1995	81	110	08.00-10.01	■

Estate (Compact executive car-D Segment)

COROLLA VIII (_E11_) 04.97-01.02

1.4 (EE111_, EE111R) (4E-FE)	-12/98	Gasolina	FWD	1332	63	86	05.97-09.99	■
1.4 (ZZE111_, ZZE111R) (4ZZ-FE)	-12/00	Gasolina	FWD	1398	71	97	10.99-01.02	■
1.6 Aut. (AE111_) (4A-FE)	-12/99	Gasolina	FWD	1587	79	107	05.97-02.00	■
1.6 (AE111_, AE111R) (4A-FE)	-12/99	Gasolina	FWD	1587	81	110	05.97-08.01	■
1.8 (AE112)	-12/00	Gasolina	FWD	1762	85	116	09.98-11.01	■
2.0 D (CE110) (2C-E)	-12/99	Diesel	FWD	1975	53	72	04.97-02.00	■
2.0 D-4D (CDE110_, CDE110R) (1CD-FTV)	-12/00	Diesel	FWD	1995	66	90	09.00-01.02	■

Hatchback (Compact executive car-D Segment)

LISTA DE APLICACIONES - BUYERS GUIDE

COROLLA VIII (_E11_) 05.95-02.03					Saloon (Compact executive car-D Segment)			
1.4 (EE111_, EE111R) (4E-FE)	-12/98	Gasolina	FWD	1332	63	86	05.97-09.99	■
1.4 16V (ZZE111_, ZZE111R) (4ZZ-FE)	-12/00	Gasolina	FWD	1398	71	97	02.00-11.01	■
1.5	-12/00	Gasolina	FWD	1497	78	106	09.99-10.01	■
1.6 Aut. (AE111_, AE111R) (4A-FE)	-12/99	Gasolina	FWD	1587	79	107	04.97-02.00	■
1.6	-12/99	Gasolina	FWD	1587	81	110	04.97-02.00	■
1.8	-12/00	Gasolina	FWD	1762	81	110	10.97-10.01	■
1.8 (AE112_) (7A-FE)	-12/00	Gasolina	FWD	1762	81	110	10.97-10.01	■
1.8 (AE112) (7A-FE)	-12/00	Gasolina	FWD	1762	85	116	04.97-06.02	■
2.0 D (CE110_, CE110R) (2C-E)	-12/99	Diesel	FWD	1975	53	72	04.97-02.00	■
2.0 D-4D (CDE110_, CDE110R) (1CD-FTV)	-12/00	Diesel	FWD	1995	66	90	09.00-11.01	■
2.0 D-4D	-12/00	Diesel	RWD	1995	81	110	08.00-10.01	■
2.2 TD	-12/00	Diesel	RWD	2184	66	90	04.98-10.01	■
COROLLA VIII Compact (_E11_) 04.97-01.02					Hatchback (Compact executive car-D Segment)			
1.4 (EE111_, EE111R) (4E-FE)	-12/98	Gasolina	FWD	1332	63	86	05.97-09.99	■
1.4 (ZZE111_, ZZE111R) (4ZZ-FE)	-12/00	Gasolina	FWD	1398	71	97	10.99-01.02	■
1.5	-12/00	Gasolina	FWD	1497	78	106	09.99-10.01	■
1.6 Aut. (AE111_, AE111R) (4A-FE)	-12/99	Gasolina	FWD	1587	79	107	05.97-02.00	■
1.6 (AE111_) (4A-FE)	-12/99	Gasolina	FWD	1587	81	110	05.97-02.00	■
1.6 (ZZE112_, ZZE112R) (3ZZ-FE)	-12/00	Gasolina	FWD	1598	81	110	10.99-10.01	■
2.0 D (CE110_, CE110R) (2C-E)	-12/99	Diesel	FWD	1975	53	72	04.97-02.00	■
2.0 D-4D (CDE110_, CDE110R) (1CD-FTV)	-12/00	Diesel	FWD	1995	66	90	09.00-01.02	■
2.0 D-4D	-12/00	Diesel	RWD	1995	81	110	08.00-10.01	■
2.2 TD	-12/00	Diesel	RWD	2184	66	90	04.98-10.01	■
SPRINTER VII (_E1_) 06.91-11.02					Saloon (Compact executive car-D Segment)			
1.3	01/97-	Gasolina	FWD	1332	65	88	06.91-11.00	■
1.5 (AE100_, AE100) (5A-FE)		Gasolina	FWD	1498	74	101	06.91-11.02	■
1.8	01/97-	Gasolina	FWD	1838	92	125	04.95-11.02	■
2.2 TD	01/97-	Diesel	RWD	2184	66	90	04.95-11.02	■
SPRINTER VII CIELO (_E1_) 06.91-11.02					Hatchback (Compact executive car-D Segment)			
1.3	01/97-	Gasolina	FWD	1332	65	88	06.92-11.00	■
1.5		Gasolina	FWD	1498	74	101	04.97-11.02	■
1.8	01/97-	Gasolina	FWD	1838	92	125	04.95-11.02	■
SPRINTER CARIB VII (AE11_) 06.92-11.02					Estate (Compact executive car-D Segment)			
1.6 (AE111) (4A-FE)		Gasolina	FWD	1587	81	110	08.95-10.01	■
1.8	01/00-	Gasolina	FWD	1762	85	116	08.95-10.01	■
1.8	01/00-	Gasolina	FWD	1762	85	116	08.95-10.01	■
1.8	01/97-	Gasolina	FWD	1838	92	125	04.95-11.02	■