


LISTA DE APLICACIONES - BUYERS GUIDE

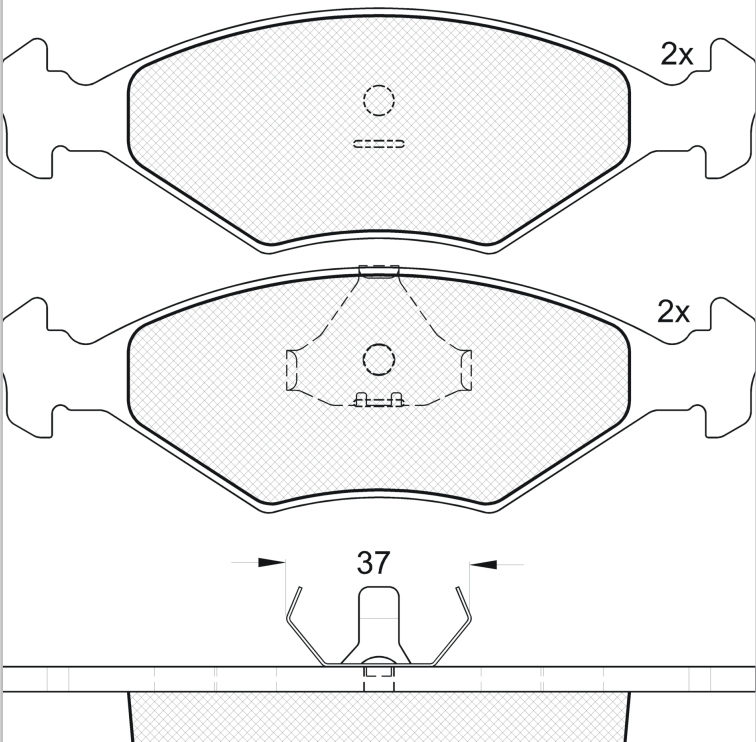
181215




8 424073 053671

Qty: 300 Weight: 1.185

O.E.M.	MAKE
305 698 151-5	VW
374 698 151	VW
374 698 151 A	VW
5W0 698 151	VW



181215





Ate - Teves

151.4x49.3x15.5

WVA
21193
21962

MAKE
FORD
FORD USA
VW



Trac.	CC	Kw	CV		
					
				Front / Rear	

FORD									
GALAXIE (BRASIL) 01.67-						Saloon (Luxury car-F Segment)			
All models	01/92-	Gasolina	FWD			01.67-			■
ROYALE (BRASIL) 01.92-						Saloon (Compact car-C Segment)			
All models	01/92-	Gasolina	FWD			01.92-			■
FORD USA									
VERSAILLES (U.S.A.) 03.91-10.96						Saloon (Large family car-D Segment)			
1.8 GL, GLS	01/91-	Gasolina	FWD	1795		03.91-			■
VW									
FOX (U.S.A.) 09.86-12.93						Saloon (City car-A Segment)			
1.8	01/87-	Gasolina	FWD	1795		09.86-			■
1.8	01/87-	Gasolina	FWD	1795		09.86-			■
FOX Variant (U.S.A.) 09.86-12.90						Estate (City car-A Segment)			
1.8	01/87-	Gasolina	FWD	1795		09.86-			■
GOL II 06.94-06.13						Hatchback (Supermini car-B Segment)			
1.6 (BW1, BX1) (BWV)	PR 1LA, PR 1ZC	Gasolina	FWD	1595	73	99	12.99-06.10		■
PARATI III Variant / GOL COUNTRY III (5X5) 05.99-						Estate (Large family car-D Segment)			
1.9 SDI		Diesel	RWD	1896	47	64	08.02-		■
PARATI Variant / GOL COUNTRY I 05.82-12.95						Estate (Large family car-D Segment)			
1.6		Gasolina	FWD	1555	56	76	08.87-07.94		■
1.6		Gasolina	FWD	1588	53	72	12.82-12.95		■
1.8 (RM)		Gasolina	FWD	1781	64	87	08.91-07.94		■

LISTA DE APLICACIONES - BUYERS GUIDE

1.6 Hybrid		Gasol./el éc.	FWD	1555	57	78	08.87-07.92	■
1.6 Hybrid	-12/87	Gasol./el éc.	FWD	1588	60	82	10.82-12.95	■
1.8 Hybrid		Gasol./el éc.	FWD	1781	70	95	08.87-07.94	■
QUANTUM III 01.88-					Saloon (Large family car-D Segment)			
1.8	01/88-	Gasolina	FWD	1795			01.88-	■
2.0	01/88-	Gasolina	FWD	1995			01.88-	■
SANTANA II 02.84-08.94					Saloon (Large family car-D Segment)			
1.8		Gasolina	FWD	1781	66	90	08.84-07.94	■
1.8 GL		Gasolina	FWD	1781	68	92	05.91-07.94	■
1.8 GL		Gasolina	FWD	1781	72	98	08.84-07.94	■
SANTANA II Variant 04.85-02.88					Estate (Large family car-D Segment)			
1.8	01/88-	Gasolina	FWD	1781	66	90	04.85-02.88	■
1.8		Gasolina	FWD	1781	66	90	03.88-04.91	■
1.8		Gasolina	FWD	1781	68	92	05.91-07.94	■
1.8		Gasolina	FWD	1781	71	97	03.88-07.94	■
1.8 GL	01/88-	Gasolina	FWD	1795	66	90	03.88-	■
SAVEIRO V (5U8, 5U9) 09.09-					Pickup (Pick-Up Truck)			
1.6	-01/11	Gasolina	FWD				09.10-	■
1.6	-01/11	Gasolina	FWD	1598	74	101	09.09-	■
1.6 TotalFlex	-01/11	Gasolina	FWD	1598	74	101	09.09-	■
1.6 Flex	-01/11	Gasolina	FWD	1598	77	105	09.09-	■
1.6	-01/11	Gasolina	FWD	1598	82	112	09.15-	■
VOYAGE 08.88-09.94					Saloon (Supermini car-B Segment)			
1.6		Gasolina	FWD	1555	56	76	08.88-09.94	■
1.8		Gasolina	FWD	1781	73	99	09.88-09.94	■
2.0		Gasolina	FWD	1984	92	125	09.88-09.94	■
1.6 Hybrid		Gasol./el éc.	FWD	1555	57	78	08.88-09.94	■
1.8 Hybrid		Gasol./el éc.	FWD	1781	73	99	09.88-09.94	■
2.0 Hybrid		Gasol./el éc.	FWD	1984	88	120	09.88-09.94	■
VOYAGE / GACEL 06.81-12.95					Saloon (Supermini car-B Segment)			
1.6		Gasolina	FWD	1555	56	76	08.85-09.88	■
1.8		Gasolina	FWD	1781	64	87	05.84-09.88	■
1.6 Hybrid		Gasol./el éc.	FWD	1555	57	78	08.85-09.88	■