

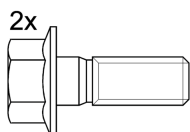
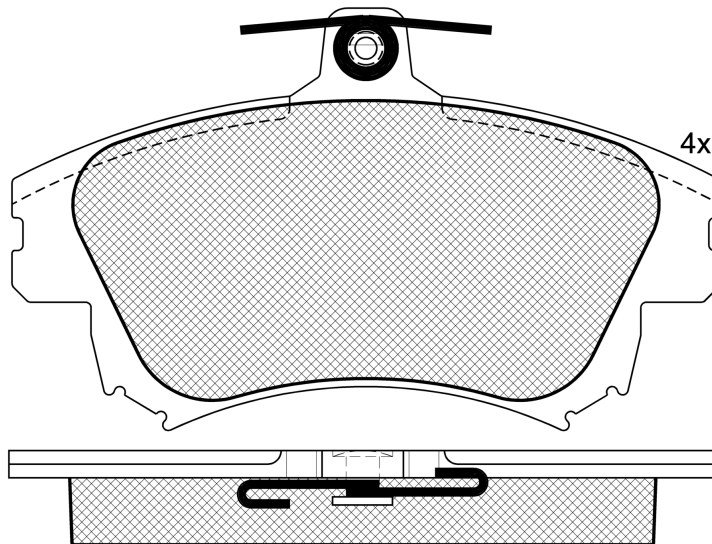
LISTA DE APLICACIONES - BUYERS GUIDE

181236-208



Qty: 300 Weight: 1.600

O.E.M.	MAKE
454 421 00 10	SMART
454 421 01 10	SMART
46 05A 658	MITSUBISHI
MR 955 351	MITSUBISHI
MZ 690 597	MITSUBISHI



1-Ref. 690059



1 - Ref. 610097 E

181236-208

E 9 90R-02A0111/0246





Lucas - Girling

130x77.1x16.5

WVA	FMSI
21982	D837-7712
21983	
MAKE	
MITSUBISHI	
SMART	



Trac.	CC	Kw	CV		
					Front / Rear

MITSUBISHI

							Hatchback Van (Supermini car-B Segment)				
COLT III (Z3_V) 08.04-06.12											
1.5 DiD		Diesel	FWD	1493	70	95	08.04-06.12		■		
							Hatchback (Supermini car-B Segment)				
COLT III / MIRAGE (Z3_A, Z2_A) 10.02-12.12											
1.5 (Z27)		Gasolina	FWD	1468	72	98	09.04-02.06		■		
1.5 Ralliart (Z27A)		Gasolina	FWD	1468	108	147	08.05-12.12		■		
1.5 CZT (Z37A) (4G15T)		Gasolina	FWD	1468	110	150	03.05-06.12		■		
1.5 Ralliart (Z27A, Z37A)		Gasolina	FWD	1468	113	154	09.06-06.12		■		
1.5 Ralliart R (Z27A)		Gasolina	FWD	1468	120	163	02.10-06.12		■		
1.5 Ralliart R		Gasolina	FWD	1468	132	180	02.10-06.12		■		
1.5 (Z23)		Gasolina	FWD	1499	77	105	07.06-06.12		■		
1.5 4WD (Z24A)		Gasolina	4WD	1499	77	105	07.06-06.12		■		
1.5 (Z23A) (4A91)		Gasolina	FWD	1499	80	109	06.04-06.12		■		
1.5 DI-D (Z38A) (OM 639.939)	-12/09	Diesel	FWD	1493	50	68	08.04-06.12		■		
1.5 DI-D (Z39A) (OM 639.939)	-12/09	Diesel	FWD	1493	70	95	08.04-06.12		■		
							Convertible (Supermini car-B Segment)				
COLT III CZC (RG) 05.06-07.09											
1.5 Turbo (Z37A) (4G15T)		Gasolina	FWD	1468	110	150	05.06-07.09		■		
1.5 (Z36A) (4A91)		Gasolina	FWD	1499	80	109	05.06-07.09		■		
							Hatchback (Supermini car-B Segment)				
COLT III PLUS (Z2_W) 08.04-											
1.5		Gasolina	FWD	1468	113	154	09.06-12.12		■		
1.5		Gasolina	FWD	1499	75	102	08.04-		■		
1.5		Gasolina	FWD	1499	77	105	08.04-		■		
1.5		Gasolina	FWD	1499	82	112	08.12-		■		

LISTA DE APLICACIONES - BUYERS GUIDE

SMART

FORFOUR (454) 01.04-06.06					Hatchback (City car-A Segment)			
1.5 BRABUS (454.034) (M 122.950)	Gasolina	FWD	1468	130	177	05.05-06.06	■	
1.5 (454.032) (M 135.950)	Gasolina	FWD	1499	90	122	01.04-06.06	■	
1.5 CDI (454.000) (OM 639.939)	Diesel	FWD	1493	50	68	09.04-06.06	■	
1.5 CDI (454.001) (OM 639.939)	Diesel	FWD	1493	70	95	09.04-06.06	■	