

LISTA DE APLICACIONES - BUYERS GUIDE

181388-402

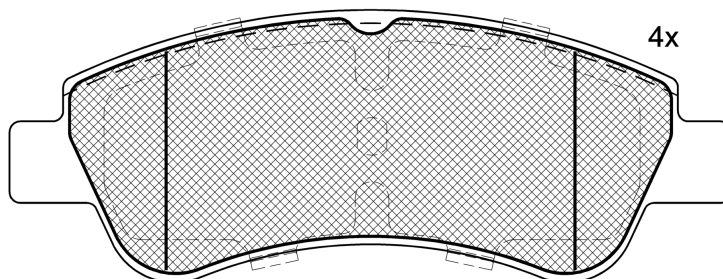


8 424073 110275

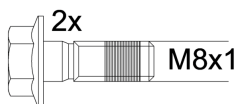
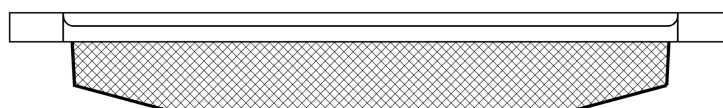
Qty: 300

Weight: 1.480

O.E.M.	MAKE
16 104 896 80	PEUGEOT
16 111 406 80	CITROËN
16 112 939 80	CITROËN
16 122 939 80	CITROËN
16 131 932 80	CITROËN
36 49 088	OPEL
4252.18	CITROËN
4252.21	PEUGEOT
4252.38	PEUGEOT
4252.39	PEUGEOT
4252.40	CITROËN
4252.59	PEUGEOT
4252.76	PEUGEOT
4253.30	CITROËN
4253.38	PEUGEOT
4253.41	PEUGEOT
4253.42	CITROËN
4254.23	CITROËN
4254.75	CITROËN
4254.86	PEUGEOT
E172124	PEUGEOT
E172227	CITROËN
E172361	PEUGEOT
E172558	PEUGEOT
E172590	CITROËN



Loose Shim



1-Ref. 690059

181388-402

E 9 90R-01111/503



Bosch

136.9x51.6x19

WVA	FMSI
23599	D1213-8333
23954	D1570-8779
24101	D1943-8779
	D1213-8933
	D1943-9263

MAKE
CITROËN
CITROËN (DF-PSA)
DS
FENGSHEN
FOTON
OPEL
PEUGEOT
PEUGEOT (DF-PSA)
VAUXHALL
ZOTYE



Trac.	CC	Kw	CV			Front / Rear
-------	----	----	----	--	--	--------------

CITROËN

AMI (9A_) 04.20-						Hatchback (Microcar-A Segment)			
Electric (9AZ2CA)		Eléctrico	FWD			6	8	04.20-	■
BERLINGO / BERLINGO FIRST (M_) 07.96-12.11						Box Body/MPV (LCVs-N1 Segment)			
1.1 i (MAHDZ, MBHDZ, MBHFX) (HDZ (TU1M))	01/01-, Vented disc	Gasolina	FWD	1124	44	60	07.96-03.08	■	
1.1 i (MAHDZ, MBHDZ, MBHFX) (HFX (TU1JP))	01/01-, Vented disc	Gasolina	FWD	1124	44	60	07.96-03.08	■	
1.4 CNG		Gasolina	FWD	1360	48	65	11.02-03.08	■	
1.4 i (MBKFX, MBKFW) (KFW (TU3A))	01/01-, Vented disc	Gasolina	FWD	1360	55	75	07.96-12.11	■	
1.4 i (MBKFX, MBKFW) (KFW (TU3JP))	01/01-, Vented disc	Gasolina	FWD	1360	55	75	07.96-12.11	■	
1.4 i (MBKFX, MBKFW) (KFX (TU3JP))	01/01-, Vented disc	Gasolina	FWD	1360	55	75	07.96-12.11	■	
1.4 i (KFW (TU3JP))	Vented disc	Gasolina	FWD	1360	57	77	08.99-05.08	■	
1.4 i (KFX (TU3JP))	Vented disc	Gasolina	FWD	1360	57	77	08.99-05.08	■	
1.6 16V (MBNFU) (NFU (TU5JP4))	01/01-, Vented disc, vehicles without ESP	Gasolina	FWD	1587	80	109	10.00-03.08	■	
1.6 16V (NFU (TU5JP4))	discØ 266, Vented disc	Gasolina	FWD	1587	81	110	08.05-12.07	■	
1.8 i (LFX (XU7JB))	Vented disc	Gasolina	FWD	1761	66	90	05.98-10.02	■	
1.8 i	Vented disc	Gasolina	FWD	1761	74	100	08.99-12.03	■	
1.4 BiFuel (MBKFXB, MCKFXB) (KFW (TU3JP))	Vented disc	Gasol./Gas (LPG)	FWD	1360	55	75	07.96-10.02	■	
1.4 bivalent (KFW (TU3JP))	-12/08, Vented disc	Gasol./Gas (CNG)	FWD	1360	48	65	11.02-12.11	■	
1.4 i bivalent (MBKFW) (KFW (TU3JP))	Vented disc	Gasol./Gas (CNG)	FWD	1360	55	75	04.03-10.05	■	
Electric	Vented disc	Eléctrico	FWD		28	38	07.03-12.05	■	
Electric		Eléctrico	FWD		42	57	01.10-12.10	■	

LISTA DE APLICACIONES - BUYERS GUIDE

1.6 HDI 75 (MB9HW) (9HW (DV6BTED4))	-12/08, Vented disc	Diesel	FWD	1560	55	75	07.05-12.11	■	
1.6 HDI 75 (MB9HW) (DV6B)	-12/08, Vented disc	Diesel	FWD	1560	55	75	07.05-12.11	■	
1.6 HDI 90 (MB9HX, MC9HX) (9HX (DV6ATED4))	-12/08, not for ESP, Vented disc, vehicles with ABS, vehicles without ESP, vehicles without ABS	Diesel	FWD	1560	66	90	07.05-12.11	■	
1.6 HDI 92 (9HJ (DV6DTEDM))	discØ 266, vehicles with ABS, vehicles without ESP, vehicles without ABS	Diesel	FWD	1560	68	92	11.09-12.10	■	
1.6 HDI 92 (9HP (DV6DTEDE))	discØ 266, vehicles with ABS, vehicles without ESP, vehicles without ABS	Diesel	FWD	1560	68	92	11.09-12.10	■	
1.8 D (MBA9A, MCA9A) (A9A (XUD7))	Vented disc	Diesel	FWD	1769	43	59	07.96-10.02	■	
1.9 D 70 (MBWJZ, MCWJZ) (WJY (DW8B))	01/01-, Vented disc	Diesel	FWD	1868	51	69	04.99-12.11	■	
1.9 D 70 (MBWJZ, MCWJZ) (WJZ (DW8))	01/01-, Vented disc	Diesel	FWD	1868	51	69	04.99-12.11	■	
1.9 D 70 4WD (MBWJZ, MCWJZ) (WJY (DW8B))	01/01-, Vented disc	Diesel	4WD	1868	51	69	07.98-03.06	■	
1.9 D 70 4WD (MBWJZ, MCWJZ) (WJZ (DW8))	01/01-, Vented disc	Diesel	4WD	1868	51	69	07.98-03.06	■	
1.9 D (MBDJY) (DJY (XUD9A))	01/01-, Vented disc	Diesel	FWD	1905	51	70	07.96-12.03	■	
2.0 HDI 90 (MBRHY, MCRHY) (RHY (DW10TD))	discØ 266, Vented disc, Org.-09128, vehicles without ESP	Diesel	FWD	1997	66	90	12.99-12.11	■	
2.0 HDI 90 4WD (MBRHY, MCRHY) (RHY (DW10TD))	Vented disc, vehicles without ESP	Diesel	4WD	1997	66	90	11.00-10.05	■	
BERLINGO / BERLINGO FIRST (MF_, GJK_, GFK_) 07.96-12.11							MPV (Large MPV-M1 Segment)		
1.1 i (MFHDZ, MFHFX) (HDZ (TU1M))	01/01-, Vented disc	Gasolina	FWD	1124	44	60	07.96-05.08	■	
1.1 i (MFHDZ, MFHFX) (HFX (TU1JP))	01/01-, Vented disc	Gasolina	FWD	1124	44	60	07.96-05.08	■	
1.4 GNC	-12/08	Gasolina	FWD	1360	48	65	11.02-	■	
1.4 (KFW (TU3JP))	Vented disc	Gasolina	FWD	1360	53	72	11.02-10.05	■	
1.4 bivalent		Gasolina	FWD	1360	53	72	11.02-10.05	■	
1.4 i (MFKFX, MFKFW, GJKFWB, GJKFWC, GFKFWC) (KFW (TU3JP))	01/01-, Vented disc	Gasolina	FWD	1360	55	75	07.96-12.11	■	
1.4 i (MFKFX, MFKFW, GJKFWB, GJKFWC, GFKFWC) (KFX (TU3JP))	01/01-, Vented disc	Gasolina	FWD	1360	55	75	07.96-12.11	■	
1.6 16V (MFNFU) (NFU (TU5JP4))	01/01-, Vented disc, Org.-09128, vehicles without ESP	Gasolina	FWD	1587	80	109	10.00-12.11	■	
1.6 16V (MFNFU) (NFU (TU5JP4))	Vented disc	Gasolina	FWD	1587	81	110	11.02-10.08	■	
1.8 i	Vented disc	Gasolina	FWD	1761	58	79	07.03-04.04	■	
1.8 i (MFLFX) (LFX (XU7JB))	Vented disc	Gasolina	FWD	1761	66	90	05.97-10.02	■	
1.8 i 4WD (MFLFX) (LFX (XU7JB))	Vented disc	Gasolina	4WD	1761	66	90	04.97-10.01	■	
1.4 bivalent (KFW (TU3JP))	-12/08, Vented disc	Gasol./Gas (CNG)	FWD	1360	48	65	11.02-12.11	■	
1.4 i bivalent (MFKFW) (KFW (TU3JP))	Vented disc	Gasol./Gas (CNG)	FWD	1360	55	75	04.03-10.08	■	
1.4 Hybrid		Gasol./el éc.	FWD	1360	54	73	05.05-	■	
electrique	Vented disc	Eléctrico	FWD		16	22	01.00-10.02	■	
Electric	Vented disc	Eléctrico	FWD		28	38	01.98-12.05	■	
1.6 HDI 75 (MF9HW, GJ9HWC, GF9HWC, GN9HWC) (9HW (DV6BTED4))	-12/08, Vented disc	Diesel	FWD	1560	55	75	07.05-12.11	■	
1.6 HDI 75 (MF9HW, GJ9HWC, GF9HWC, GN9HWC) (DV6B)	-12/08, Vented disc	Diesel	FWD	1560	55	75	07.05-12.11	■	
1.6 HDI 90 (MF9HX) (9HX (DV6ATED4))	not for ESP, Vented disc, vehicles with ABS, vehicles without ESP, vehicles without ABS	Diesel	FWD	1560	66	90	07.05-05.08	■	
1.6 HDI 92 (9HJ (DV6DTEDM))	discØ 266, vehicles with ABS, vehicles without ESP, vehicles without ABS	Diesel	FWD	1560	68	92	11.09-12.10	■	
1.6 HDI 92 (9HP (DV6DTEDE))	discØ 266, vehicles with ABS, vehicles without ESP, vehicles without ABS	Diesel	FWD	1560	68	92	11.09-12.10	■	
1.6 HDi 110	-12/08	Diesel	RWD	1560	80	109	08.05-12.11	■	

LISTA DE APLICACIONES - BUYERS GUIDE

1.8 D (MFA9A) (A9A (XUD7))	Vented disc	Diesel	FWD	1769	43	58	07.98-10.02	■	
1.9 D (MFWJZ) (WJY (DW8B))	01/01-, not for ABS, Vented disc	Diesel	FWD	1868	51	70	07.98-10.05	■	
1.9 D (MFWJZ) (WJZ (DW8))	01/01-, not for ABS, Vented disc	Diesel	FWD	1868	51	70	07.98-10.05	■	
1.9 D 4WD (MFWJZ) (WJY (DW8B))	01/01-, Vented disc	Diesel	4WD	1868	51	69	07.98-10.05	■	
1.9 D 4WD (MFWJZ) (WJZ (DW8))	01/01-, Vented disc	Diesel	4WD	1868	51	69	07.98-10.05	■	
1.9 D (MFDJY) (D9B (XUD9A/L))	01/01-, Vented disc	Diesel	FWD	1905	50	68	07.96-12.03	■	
1.9 D (MFDJY) (DJY (XUD9A))	01/01-, Vented disc	Diesel	FWD	1905	50	68	07.96-12.03	■	
2.0 HDi 4x4 (MFRHY) (RHY (DW10TD))	Vented disc	Diesel	4WD	1997	66	90	11.02-10.05	■	
2.0 HDi 90 (MFRHY) (RHY (DW10TD))	01/01-, Vented disc, Org.-09128, vehicles without ESP	Diesel	FWD	1997	66	90	12.99-10.05	■	
C2 (JM_) 07.03-09.17							Hatchback (Supermini car-B Segment)		
1.6 (NFU (TU5JP4))	Vented disc, Org.- 10801, Rim 16, Syst. 16"	Gasolina	FWD	1587	80	109	07.03-10.10	■	
1.6 (NFU(TU5JP4))	Rim 16, Org.- 10801	Gasolina	FWD	1587	81	110	01.08-09.17	■	
1.6 VTS (NFS (TU5JP4S))	Vented disc	Gasolina	FWD	1587	90	122	10.04-12.09	■	
1.4 HDi (8HX (DV4TD))	Rim 16, Vented disc, Org.-10801, Syst. 16"	Diesel	FWD	1398	50	68	07.03-12.09	■	
1.4 HDi (8HZ (DV4TD))	Rim 16, Vented disc, Org.-10801, Syst. 16"	Diesel	FWD	1398	50	68	07.03-12.09	■	
1.6 HDi (9HZ (DV6TED4))	Vented disc	Diesel	FWD	1560	80	109	09.05-12.09	■	
C2 II ENTERPRISE (JG_) 11.03-							Hatchback Van (LCVs-N1 Segment)		
1.4 HDi (8HX (DV4TD))	Rim 16, Vented disc, Syst. 16"	Diesel	FWD	1398	50	68	09.06-12.09	■	
C3 (FC_, FN_) 02.02-							Hatchback (Supermini car-B Segment)		
1.4 16V (KFU (ET3J4))	-12/09, Vented disc, Rim 16, Syst. 16"	Gasolina	FWD	1360	65	88	12.03-08.10	■	
1.6 16V (NFU (TU5JP4))	-12/09, Rim 16, Manual Transmission, Vented disc, discØ 266	Gasolina	FWD	1587	80	109	02.02-08.10	■	
1.6 16V (NFU (TU5JP4))	Manual Transmission	Gasolina	FWD	1587	81	110	05.03-09.05	■	
1.6 16V HDi (9HX (DV6ATED4))	-12/09, Vented disc, Rim 16, Syst. 16"	Diesel	FWD	1560	66	90	10.05-12.09	■	
1.6 16V HDi (9HZ (DV6TED4))	-12/09	Diesel	FWD	1560	80	109	09.05-12.09	■	
C3 AIRCROSS 08.10-							MPV (Mini SUV-J Segment)		
1.5	discØ 266	Gasolina	FWD	1449	66	90	11.15-	■	
1.6 (NFU(TU5JP4))	discØ 266	Gasolina	FWD	1587	81	110	08.10-	■	
1.6 VTi	discØ 266	Gasolina	FWD	1587	85	116	06.13-	■	
1.4 Flex (YFY (TU4M))	discØ 266	Gasol./Et anol	FWD	1449	68	92	11.15-09.17	■	
1.6 Flex (NFU (TU5JP4))	discØ 266	Gasol./Et anol	FWD	1587	83	113	12.14-	■	
1.6 Flex (EC5)	discØ 266	Gasol./Et anol	FWD	1587	90	122	07.12-	■	
C3 II (SC_) 06.10-							Hatchback Van (Supermini car-B Segment)		
1.4 HDi (8HR (DV4C))	discØ 266	Diesel	FWD	1398	50	68	06.10-09.16	■	
1.6 BlueHdi (BHW (DV6FE))	discØ 266	Diesel	FWD	1560	55	75	03.15-09.16	■	
C3 II (SC_) 09.09-							Hatchback (Supermini car-B Segment)		
1.0 VTi 68 (ZMZ (EB0))	discØ 266	Gasolina	FWD	999	50	68	08.12-09.16	■	
1.1 i (HFV (TU1A))	discØ 266	Gasolina	FWD	1124	44	60	09.09-01.13	■	
1.1 i (HFX (TU1A))	discØ 266	Gasolina	FWD	1124	44	60	09.09-01.13	■	
1.2 VTi 82 (HMZ (EB2))	Rim 16, discØ 266	Gasolina	FWD	1199	60	82	06.12-09.16	■	
1.2 VTi 82 (HMZ (EB2F))	Rim 16, discØ 266	Gasolina	FWD	1199	60	82	06.12-09.16	■	
1.2 THP 110 (HNZ (EB2DT))	Rim 16, discØ 266	Gasolina	FWD	1199	81	110	10.14-09.16	■	
1.4 (K6E (TU3A))	discØ 266	Gasolina	FWD	1360	54	73	11.09-09.16	■	

LISTA DE APLICACIONES - BUYERS GUIDE

1.4 (KFT (TU3AE5))	discØ 266	Gasolina	FWD	1360	54	73	11.09-09.16	■	
1.4 Flex	Rim 16	Gasolina	FWD	1360	58	80	11.09-	■	
1.4 VTi 95 (8FP (EP3C))	discØ 266	Gasolina	FWD	1397	70	95	11.09-09.16	■	
1.4 VTi (8FR (EP3))	discØ 266	Gasolina	FWD	1397	72	98	11.09-09.16	■	
1.5 i	Rim 16	Gasolina	FWD	1449	65	89	01.12-	■	
1.5	discØ 266	Gasolina	FWD	1449	66	90	08.12-09.16	■	
1.6 Flex	-06/10	Gasolina	FWD	1587	81	110	11.09-	■	
1.6 VTi	discØ 266	Gasolina	FWD	1587	85	116	11.13-	■	
1.6 VTi 120 (5FS (EP6C))	discØ 266	Gasolina	FWD	1598	88	120	11.09-09.16	■	
1.1 BiFuel (HFX (TU1A))	discØ 266	Gasol./Gas (LPG)	FWD	1124	44	60	11.10-09.16	■	
1.4 LPG (KFT (TU3A))	discØ 266	Gasol./Gas (LPG)	FWD	1360	54	73	07.10-09.16	■	
1.4 LPG (8FN (EP3))	Rim 16, discØ 266	Gasol./Gas (LPG)	FWD	1397	70	95	06.13-09.16	■	
1.2 PureTech Flex	discØ 266	Gasol./Etanol	FWD	1199	66	90	06.16-06.21	■	
1.5 Flex	Rim 16, discØ 266	Gasol./Etanol	FWD	1449	68	92	08.12-12.16	■	
1.6 VTi Flex (EC5)	discØ 266	Gasol./Etanol	FWD	1587	87	118	10.16-06.21	■	
1.6 VTi 120 Flex (EC5)	discØ 266	Gasol./Etanol	FWD	1587	90	122	07.12-09.16	■	
1.4 HDi 70 (SC8HZC, SC8HR0, SC8HP4) (8HR (DV4C))	discØ 266	Diesel	FWD	1398	50	68	11.09-09.16	■	
1.4 HDi 70 (SC8HZC, SC8HR0, SC8HP4) (8HZ (DV4TD))	discØ 266	Diesel	FWD	1398	50	68	11.09-09.16	■	
1.6 BlueHDi 75 (9HK (DV6ETEDM))	discØ 266	Diesel	FWD	1560	55	75	04.15-09.16	■	
1.6 BlueHDi 75 (BHW (DV6FE))	discØ 266	Diesel	FWD	1560	55	75	04.15-09.16	■	
1.6 HDi 90 (9HX (DV6ATED4))	discØ 266	Diesel	FWD	1560	66	90	11.09-09.16	■	
1.6 HDi (9HJ (DV6DTEDM))	discØ 266	Diesel	FWD	1560	68	92	11.09-09.16	■	
1.6 HDi (9HP (DV6DTED))	discØ 266	Diesel	FWD	1560	68	92	11.09-09.16	■	
1.6 BlueHDi 100 (BHY (DV6FD))	discØ 266	Diesel	FWD	1560	73	99	07.14-09.16	■	
1.6 HDi 110 (9HR (DV6C))	discØ 266	Diesel	FWD	1560	82	112	11.09-09.16	■	
1.6 HDi 115 (9HD (DV6C))	discØ 266	Diesel	FWD	1560	84	114	09.12-09.16	■	
C3 II Picasso (SH_) 12.08-							MPV (Mini MPV-M1 Segment)		
1.2 THP 110 (SHHNZ6) (HNZ (EB2DT))	discØ 266	Gasolina	FWD	1199	81	110	01.15-12.15	■	
1.4 VTi 95 (SH8FSC, SH8FP0, SH8FP6) (8FN (EP3))	discØ 266	Gasolina	FWD	1397	70	95	12.08-12.15	■	
1.4 VTi 95 (SH8FSC, SH8FP0, SH8FP6) (8FP (EP3C))	discØ 266	Gasolina	FWD	1397	70	95	12.08-12.15	■	
1.4 VTi 95 (SH8FSC, SH8FP0, SH8FP6) (8FS (EP3))	discØ 266	Gasolina	FWD	1397	70	95	12.08-12.15	■	
1.5 i	discØ 266	Gasolina	FWD	1449	66	90	06.13-	■	
1.5 Flex	discØ 266	Gasolina	FWD	1449	68	92	05.14-	■	
1.6	discØ 266	Gasolina	FWD	1587	81	110	04.11-06.13	■	
1.6	discØ 266	Gasolina	FWD	1587	85	115	07.12-	■	
1.6 Flex	discØ 266	Gasolina	FWD	1590	90	122	07.12-	■	
1.6 VTi 115 (SH5FP0, SH5FP8) (5FP (EP6))	discØ 266	Gasolina	FWD	1598	84	114	07.09-12.15	■	
1.4 VTi 95 LPG (SH8FN0) (8FN (EP3))	discØ 266	Gasol./Gas (LPG)	FWD	1397	70	95	09.10-11.15	■	
1.6 Exclusive Flex (NFX (TU5JP4))	discØ 266	Gasol./Etanol	FWD	1587	83	113	05.11-06.12	■	
1.6 HDi (9HX (DV6ATED4))	discØ 266	Diesel	FWD	1560	66	90	02.09-03.15	■	
1.6 HDi 90 (9HP (DV6DTED))	discØ 266	Diesel	FWD	1560	68	92	07.10-03.15	■	
1.6 BlueHDi 100 (BHY (DV6FD))	discØ 266	Diesel	FWD	1560	73	99	01.15-08.17	■	
1.6 HDi 110 (9HR (DV6C))	discØ 266	Diesel	FWD	1560	82	112	05.10-02.13	■	
1.6 HDi 115 (9HD (DV6C))	discØ 266	Diesel	FWD	1560	84	114	01.13-03.15	■	

LISTA DE APLICACIONES - BUYERS GUIDE

C3 III (SX) 07.16-						Hatchback (Supermini car-B Segment)			
1.2 VTi 68 (HMM (EB2FAD))	Rim 16, discØ 266	Gasolina	FWD	1199	50	68	07.16-	■	
1.2 VTi 68 (HMP (EB2FB))	Rim 16, discØ 266	Gasolina	FWD	1199	50	68	07.16-	■	
1.2 VTi 82 (HMZ (EB2F))	discØ 266	Gasolina	FWD	1199	60	82	07.16-	■	
1.2 PureTech 82 (HMR (EB2FA))	discØ 266	Gasolina	FWD	1199	61	83	05.18-	■	
1.2 PureTech 110		Gasolina	FWD	1199	81	110	03.21-	■	
1.2 THP 110 (SXHNPS, SXHNZT, SXHNZ6) (HNP (EB2ADT))	discØ 266	Gasolina	FWD	1199	81	110	07.16-	■	
1.2 THP 110 (SXHNPS, SXHNZT, SXHNZ6) (HNV (EB2DTM))	discØ 266	Gasolina	FWD	1199	81	110	07.16-	■	
1.2 THP 110 (SXHNPS, SXHNZT, SXHNZ6) (HNZ (EB2DT))	discØ 266	Gasolina	FWD	1199	81	110	07.16-	■	
1.6 VTi (SXNFPT) (NFP (EC5))	discØ 266	Gasolina	FWD	1587	85	116	02.17-	■	
1.2 VTi 82 LPG (HMZ (EB2F))	discØ 266	Gasol./Gas (LPG)	FWD	1199	60	82	07.16-	■	
1.2 PureTech 82 LPG (HMR (EB2FA))	discØ 266	Gasol./Gas (LPG)	FWD	1199	61	83	05.18-	■	
1.5 BlueHDi 100 (SXYHYP, SXYHTU) (YHY (DV5RD))	discØ 266	Diesel	FWD	1499	75	102	05.18-	■	
1.6 BlueHDi 75 (BHW (DV6FE))	discØ 266	Diesel	FWD	1560	55	75	07.16-05.18	■	
1.6 HDi (9HJ (DV6DM))		Diesel	FWD	1560	66	90	09.16-	■	
1.6 HDi (9HJ(DV6DM))		Diesel	FWD	1560	66	90	09.16-	■	
1.6 HDi 92 (9HJ(DV6DTEDM))	discØ 266	Diesel	FWD	1560	68	92	11.17-	■	
1.6 BlueHDi 100 (BHY (DV6FD))	discØ 266	Diesel	FWD	1560	73	99	07.16-05.18	■	
C3 III AIRCROSS II (2R_, 2C_) 06.17-						SUV (Mini SUV-J Segment)			
1.2 PureTech 82 (2RHMRC, 2RHMZB) (HMR (EB2FA))	discØ 266	Gasolina	FWD	1199	60	82	06.17-	■	
1.2 PureTech 82 (2RHMRC, 2RHMZB) (HMZ (EB2F))	discØ 266	Gasolina	FWD	1199	60	82	06.17-	■	
1.2 PureTech 110 (2RHNBZ, 2RHNZW, 2RHNPX, 2RHNPJ) (HNP (EB2ADT))	discØ 266	Gasolina	FWD	1199	81	110	06.17-	■	
1.2 PureTech 110 (2RHNBZ, 2RHNZW, 2RHNPX, 2RHNPJ) (HNV (EB2DTM))	discØ 266	Gasolina	FWD	1199	81	110	06.17-	■	
1.2 PureTech 110 (2RHNBZ, 2RHNZW, 2RHNPX, 2RHNPJ) (HNZ (EB2DT))	discØ 266	Gasolina	FWD	1199	81	110	06.17-	■	
1.2 PureTech 130 (2RHNYH) (HNS (EB2ADTS))	discØ 266	Gasolina	FWD	1199	96	131	07.17-	■	
1.2 PureTech 130 (2RHNYH) (HNY (EB2DTS))	discØ 266	Gasolina	FWD	1199	96	131	07.17-	■	
1.5 BlueHDi 100 (2CYHYJ) (YHY (DV5RD))	discØ 266	Diesel	FWD	1499	73	99	08.18-	■	
1.5 BlueHDi 100 (2CYHYJ) (YHY (DV5RD))	discØ 266	Diesel	FWD	1499	75	102	08.18-	■	
1.5 BlueHDi 110 (YHS (DV5RCE))	discØ 266	Diesel	FWD	1499	81	110	10.20-	■	
1.5 BlueHDi 120 (2CYHXX) (YHX (DV5RC))	discØ 266	Diesel	FWD	1499	88	120	08.18-	■	
1.6 HDi 92 (2C9HPA) (9HP (DV6D))	discØ 266	Diesel	FWD	1560	68	92	10.17-	■	
1.6 HDi 92 (2C9HPA) (9HP (DV6DTE))	discØ 266	Diesel	FWD	1560	68	92	10.17-	■	
1.6 BlueHDi 100 (2CBHYB) (BHY (DV6FD))	discØ 266	Diesel	FWD	1560	73	99	07.17-08.18	■	
1.6 BlueHDi 115 (2CBHXH) (BHX (DV6FC))	discØ 266	Diesel	FWD	1560	85	115	06.17-05.18	■	
1.6 BlueHDi 120 (2CBHZH) (BHZ (DV6FC))	discØ 266	Diesel	FWD	1560	88	120	07.17-05.18	■	
C3 III AIRCROSS II Van (2C_, 2R_) 06.17-						SUV Van (Mini SUV-J Segment)			
PureTech 82 (HMZ (EB2F))	discØ 266	Gasolina	FWD	1199	60	82	05.19-	■	
PureTech 82 (HNZ (EB2DT))	discØ 266	Gasolina	FWD	1199	81	110	05.19-	■	
1.5 BlueHDi 100 (YHY (DV5RD))	discØ 266	Diesel	FWD	1499	73	99	05.19-	■	
1.5 BlueHDi 120 (YHX (DV5RC))	discØ 266	Diesel	FWD	1499	88	120	05.19-	■	
1.6 BlueHDi 100 (BHY (DV6FD))	discØ 266	Diesel	FWD	1560	73	99	05.19-	■	
C3 III Van (SX_, SY_) 07.16-						Hatchback Van (Supermini car-B Segment)			
1.2 VTi	discØ 266	Gasolina	FWD	1199	60	82	07.16-	■	
PureTech 82 (HMR (EB2FA))	discØ 266	Gasolina	FWD	1199	61	83	03.19-	■	

LISTA DE APLICACIONES - BUYERS GUIDE

PureTech 110 (HNZ (EB2DT))	discØ 266	Gasolina	FWD	1199	81	110	03.19-	■	
BlueHDi 100 (YHY (DV5RD))	discØ 266	Diesel	FWD	1499	75	102	03.19-	■	
BlueHDi 75 (BHW (DV6FE))	discØ 266	Diesel	FWD	1560	55	75	03.19-	■	
BlueHDi 100 (BHY (DV6FD))	discØ 266	Diesel	FWD	1560	73	99	03.19-	■	
C3 IV (CC_, CB_) 01.24-					Hatchback (Mini SUV-J Segment)				
1.2 PureTech 100 (CCHPV4)		Gasolina	FWD	1199	74	101	04.24-	■	
1.2 Hybrid 110 (CCHPY7)		Gasol./el éc.	FWD	1199	81	110	11.24-	■	
C4 (LA_) 11.04-12.13					Coupe (Compact car-C Segment)				
1.4 16V (KFU (ET3J4))	-12/10, not for ESP, for ESP, Org.- 10551, vehicles without ESP	Gasolina	FWD	1360	65	88	11.04-07.11	■	
1.6 16V (NFU (TU5JP4))	discØ 266, for ESP, Manual Trans.6-speed, Org.- 10553, vehicles without ESP	Gasolina	FWD	1587	80	109	11.04-07.11	■	
1.6 VTI 120 (5FW (EP6))	-12/10, Manual Transmission	Gasolina	FWD	1598	88	120	07.08-07.11	■	
1.6 HDi (9HX (DV6ATED4))	-12/10, not for ESP, for ESP, Org.- 10551, vehicles without ESP	Diesel	FWD	1560	66	90	11.04-07.11	■	
C4 (LC_) 11.04-12.14					Hatchback (Compact car-C Segment)				
1.4 16V (KFU (ET3J4))	-12/10, not for ESP, for ESP, Org.- 10551, vehicles without ESP	Gasolina	FWD	1360	65	88	11.04-07.11	■	
1.6 16V (NFU (TU5JP4))	discØ 266, for ESP, Manual Trans.6-speed, Org.- 10553, vehicles without ESP	Gasolina	FWD	1587	80	109	11.04-07.11	■	
1.6 VTI 120 (5FW (EP6))	-12/10, Manual Transmission, vehicles without ESP	Gasolina	FWD	1598	88	120	07.08-07.11	■	
1.6 16V Bio-Flex (NFU (TU5JP4))	discØ 266, Manual Trans.6-speed, vehicles without ESP	Gasol./Et anol	FWD	1587	80	109	09.07-07.08	■	
1.6 Flex		Gasol./Et anol	FWD	1587	81	110	02.09-07.11	■	
1.6 GLX (NGA (TU5JP4))	Manual Transmission	Gasol./Et anol	FWD	1587	83	113	09.07-09.10	■	
1.6 HDi (9HX (DV6ATED4))	-12/10, not for ESP, for ESP, Org.- 10551, vehicles without ESP	Diesel	FWD	1560	66	90	11.04-07.11	■	
1.6 HDi (9HY (DV6TED4))	-12/10	Diesel	FWD	1560	80	109	11.04-07.11	■	
1.6 HDi (9HZ (DV6TED4))	-12/10	Diesel	FWD	1560	80	109	11.04-07.11	■	
C4 CACTUS 09.14-					Hatchback (Compact SUV-J Segment)				
1.2 VTI 75 / PureTech 75 (HMU (EB2D))	Vented disc, discØ 266	Gasolina	FWD	1199	55	75	09.14-	■	
1.2 VTI 75 / PureTech 75 (HMU (EB2FD))	Vented disc, discØ 266	Gasolina	FWD	1199	55	75	09.14-	■	
1.2 VTI 82 (HMZ (EB2F))	Vented disc, discØ 266	Gasolina	FWD	1199	60	82	09.14-	■	
1.2 THP 110 (HNP (EB2ADT))	Vented disc, discØ 266	Gasolina	FWD	1199	81	110	09.14-	■	
1.2 THP 110 (HNV (EB2DTM))	Vented disc, discØ 266	Gasolina	FWD	1199	81	110	09.14-	■	
1.2 THP 110 (HNZ (EB2DT))	Vented disc, discØ 266	Gasolina	FWD	1199	81	110	09.14-	■	
1.2 PureTech 130 (HNS (EB2ADTS))	discØ 266, Vented disc	Gasolina	FWD	1199	96	131	11.17-	■	
1.2 PureTech 130 (HNY (EB2DTS))	discØ 266, Vented disc	Gasolina	FWD	1199	96	131	11.17-	■	
1.6 VTI 115 (EC5)		Gasolina	FWD	1587	85	116	01.19-	■	
TPH 165 (5GY (EP6FDTM))		Gasolina	FWD	1598	121	165	01.19-	■	
1.6 Feel, Feel Pack, Feel Business, Live Bussiness Flex (EC5)		Gasol./Et anol	FWD	1587	87	118	01.19-	■	
1.6 Feel, Live Flex (EC5)		Gasol./Et anol	FWD	1587	90	122	01.19-	■	
1.6 Shine Turbo, Shine Pack Turbo Flex (5GY (EP6FDTM))		Gasol./Et anol	FWD	1598	127	173	01.19-	■	
1.5 BlueHDi 100 (YHY (DV5RD))	discØ 266	Diesel	FWD	1499	73	99	06.18-	■	
1.5 BlueHDi 100 (YHY (DV5RD))	discØ 266	Diesel	FWD	1499	75	102	06.18-	■	
1.5 BlueHDI 120 (YHX (DV5RC))	discØ 266	Diesel	FWD	1499	88	120	09.18-	■	
1.6 HDi 90 (9HJ (DV6DTEDM))	Vented disc, discØ 266	Diesel	FWD	1560	68	92	09.14-	■	

LISTA DE APLICACIONES - BUYERS GUIDE

1.6 HDi 90 (9HP (DV6D))	Vented disc, discØ 266	Diesel	FWD	1560	68	92	09.14-	■	
1.6 HDi 90 (9HP (DV6DTE))	Vented disc, discØ 266	Diesel	FWD	1560	68	92	09.14-	■	
1.6 BlueHDi 100 (BHY (DV6FD))	Vented disc, discØ 266	Diesel	FWD	1560	73	99	09.14-06.18	■	
C4 CACTUS Van (0B_, 0P_) 09.14-					Hatchback Van (Compact car-C Segment)				
PureTech 82 (HMZ (EB2))	discØ 266, Vented disc	Gasolina	FWD	1199	60	82	05.19-	■	
PureTech 110 (HNP (EB2ADT))	discØ 266, Vented disc	Gasolina	FWD	1199	81	110	05.19-	■	
PureTech 110 (HNZ (EB2DT))	discØ 266, Vented disc	Gasolina	FWD	1199	81	110	05.19-	■	
PureTech 130 (HNY (EB2DTS))	discØ 266, Vented disc	Gasolina	FWD	1199	96	131	05.19-	■	
BlueHDi 100 (YHY (DV5RD))	discØ 266	Diesel	FWD	1499	73	99	05.19-	■	
BlueHDi 100 (BHY (DV6FD))	discØ 266, Vented disc	Diesel	FWD	1560	73	99	05.19-	■	
C4 / C4 PALLAS 07.06-					Saloon (Compact car-C Segment)				
1.6 HDi (9HY (DV6TED4))	-12/10	Diesel	FWD	1560	80	109	07.06-07.11	■	
1.6 HDi (9HZ (DV6TED4))	-12/10	Diesel	FWD	1560	80	109	07.06-07.11	■	
C-ELYSEE II (DD_) 11.12-					Saloon (Compact car-C Segment)				
1.2 VTi 72 (DDHMY0) (HMY (EB2M))	Vented disc	Gasolina	FWD	1199	53	72	11.12-01.17	■	
1.2 VTI 82 (HMZ (EB2))	Vented disc	Gasolina	FWD	1199	60	82	12.14-	■	
1.2 VTI 82 (HMZ (EB2F))	Vented disc	Gasolina	FWD	1199	60	82	12.14-	■	
1.2 PureTech 82 (DDHMRP) (HMR (EB2FA))	Vented disc	Gasolina	FWD	1199	61	83	02.18-	■	
1.6 VTi 115 (DDNFP0, DDNFP6, DDNFP9) (NFP (EC5))	Vented disc	Gasolina	FWD	1587	85	115	11.12-	■	
1.5 BlueHDi 100 (YHY (DV5RD))		Diesel	FWD	1499	75	102	05.18-	■	
1.6 HDi 92 (9HJ (DV6DTE))	Vented disc	Diesel	FWD	1560	68	92	11.12-	■	
1.6 HDi 92 (9HP (DV6DTE))	Vented disc	Diesel	FWD	1560	68	92	11.12-	■	
1.6 BlueHDi 100 (BHY (DV6FD))	Vented disc	Diesel	FWD	1560	73	99	11.14-12.16	■	
DS3 01.13-07.15					Convertible (Supermini car-B Segment)				
1.2 VTI 82 (HMZ (EB2F))	03/13-, discØ 266	Gasolina	FWD	1199	60	82	01.13-07.15	■	
1.2 THP 110 (HNZ (EB2DT))	discØ 266	Gasolina	FWD	1199	81	110	10.14-07.15	■	
1.6 VTI 120 (5FS (EP6C))	03/13-, discØ 266	Gasolina	FWD	1598	88	120	01.13-07.15	■	
1.6 THP 150 (5FN (EP6CDT))	03/13-, discØ 266	Gasolina	FWD	1598	110	150	01.13-07.15	■	
1.6 THP 155 (5FV (EP6CDT))	03/13-, discØ 266	Gasolina	FWD	1598	115	156	01.13-07.15	■	
1.6 THP 165 (5FM (EP6DT))	discØ 266	Gasolina	FWD	1598	120	163	02.15-07.15	■	
1.6 THP 165 (5GZ (EP6FDT))	discØ 266	Gasolina	FWD	1598	121	165	10.14-07.15	■	
1.6 HDi 90 (9HP (DV6DTE))	discØ 266	Diesel	FWD	1560	68	92	01.13-07.15	■	
1.6 BlueHDi 100 (BHY (DV6FD))	discØ 266	Diesel	FWD	1560	73	99	07.14-07.15	■	
1.6 BlueHDi 100 (BHY (DV6FD))	discØ 266	Diesel	FWD	1560	75	102	07.14-07.15	■	
1.6 BlueHDi 115 (BHX (DV6FC))	discØ 266	Diesel	FWD	1560	85	115	10.13-07.15	■	
1.6 BlueHDi 120 (BHZ (DV6FC))	discØ 266	Diesel	FWD	1560	88	120	07.14-07.15	■	
DS3 (SA_) 11.09-12.16					Hatchback (Supermini car-B Segment)				
1.2 VTI 82 (HMZ (EB2))	discØ 266	Gasolina	FWD	1199	60	82	01.13-03.15	■	
1.2 VTI 82 (HMZ (EB2F))	discØ 266	Gasolina	FWD	1199	60	82	01.13-03.15	■	
1.2 THP 110 (HNZ (EB2DT))	discØ 266	Gasolina	FWD	1199	81	110	10.14-03.15	■	
1.4 VTi 95 (8FP (EP3C))	discØ 266, Org.- 12271	Gasolina	FWD	1397	70	95	04.10-07.15	■	
1.4 VTi 98 (8FR (EP3C))	discØ 266, Org.- 12271	Gasolina	FWD	1397	72	98	11.09-07.15	■	
1.6 VTI 120 (5FS (EP6C))	discØ 266, Org.- 12271	Gasolina	FWD	1598	88	120	04.10-07.15	■	
1.6 THP 150 (5FN (EP6CDT))	discØ 266, Org.- 12271	Gasolina	FWD	1598	110	150	01.10-07.15	■	
1.6 THP 150 (5FX (EP6DT))	discØ 266, Org.- 12271	Gasolina	FWD	1598	110	150	01.10-07.15	■	
1.6 THP 155 (5FR (EP6DT))	discØ 266, Org.- 12271	Gasolina	FWD	1598	115	156	04.10-07.15	■	
1.6 THP 155 (5FV (EP6CDT))	discØ 266, Org.- 12271	Gasolina	FWD	1598	115	156	04.10-07.15	■	
1.6 THP160 (5FM (EP6DT))	discØ 266	Gasolina	FWD	1598	120	163	01.12-07.15	■	

LISTA DE APLICACIONES - BUYERS GUIDE

1.6 THP 165 (5GZ (EP6FDT))	discØ 266	Gasolina	FWD	1598	121	165	10.14-06.15	■	
1.6 Racing (5FF (EP6DTS))		Gasolina	FWD	1598	149	203	02.11-07.15	■	
1.6 Racing (5FD (EP6DTS))		Gasolina	FWD	1598	152	207	02.11-07.15	■	
1.4 VTi 95 LPG (8FR (EP3C))	discØ 266	Gasol./Gas (LPG)	FWD	1397	70	95	08.12-07.15	■	
1.4 HDi 70 (SA8HP4) (8HR (DV4C))	discØ 266, Org.- 12771	Diesel	FWD	1398	50	68	04.10-07.15	■	
1.6 BlueHDi 75 (BHW (DV6FE))	discØ 266	Diesel	FWD	1560	55	75	03.15-07.15	■	
1.6 HDi 90 (9HP (DV6DTE))	01/10-, discØ 266, Org.- 12271	Diesel	FWD	1560	68	92	11.09-07.15	■	
1.6 BlueHDi 100 (BHY (DV6FD))	discØ 266	Diesel	FWD	1560	73	99	07.14-07.15	■	
1.6 HDi 110 (9HR (DV6C))	discØ 266, Org.- 12271	Diesel	FWD	1560	82	112	11.09-07.15	■	
1.6 HDi 115 (9HD (DV6C))	discØ 266	Diesel	FWD	1560	84	114	08.12-07.15	■	
1.6 HDi 115 (BHX (DV6FC))	discØ 266	Diesel	FWD	1560	85	115	10.13-07.15	■	
1.6 BlueHDi 120 (BHZ (DV6FC))	discØ 266	Diesel	FWD	1560	88	120	10.13-07.15	■	
XSARA (N0) 01.98-04.05				Coupe (Compact car-C Segment)					
1.4 i (KFW (TU3JP))	01/00-	Gasolina	FWD	1360	55	75	03.98-03.05	■	
1.4 i (KFX (TU3JP))	01/00-	Gasolina	FWD	1360	55	75	03.98-03.05	■	
1.6 i (NFZ (TU5JP))		Gasolina	FWD	1587	65	88	02.98-09.00	■	
1.6 16V (NFU (TU5JP4))		Gasolina	FWD	1587	80	109	09.00-03.05	■	
1.8 i (LFX (XU7JB))		Gasolina	FWD	1761	66	90	02.98-09.00	■	
1.8 i (LFZ (XU7JP))		Gasolina	FWD	1761	74	101	02.98-09.00	■	
1.4 HDi (8HX (DV4TD))		Diesel	FWD	1398	50	68	01.03-03.05	■	
1.9 D (WJY (DW8B))	01/00-	Diesel	FWD	1868	51	70	02.99-03.05	■	
1.9 D (WJZ (DW8))	01/00-	Diesel	FWD	1868	51	70	02.99-03.05	■	
1.9 D (DJY (XUD9A))		Diesel	FWD	1905	50	68	02.98-09.00	■	
2.0 HDi 90 (RHY (DW10TD))	01/00-	Diesel	FWD	1997	66	90	02.99-03.05	■	
XSARA 05.98-08.05				Estate Van (Compact car-C Segment)					
1.4 (KFX (TU3JP))		Gasolina	FWD	1360	55	75	09.00-03.05	■	
1.5 D (VJZ (TUD5))		Diesel	FWD	1527	42	57	05.98-08.00	■	
1.8 D (A9A (XUD7))		Diesel	FWD	1769	43	58	05.98-05.99	■	
1.9 D (WJZ (DW8))		Diesel	FWD	1868	51	69	06.99-08.05	■	
2.0 HDi (RHY (DW10TD))		Diesel	FWD	1997	66	90	09.00-03.05	■	
XSARA (N2) 10.97-03.10				Estate (Compact car-C Segment)					
1.4 i (KFW (TU3JP))	01/00-	Gasolina	FWD	1360	55	75	10.97-08.05	■	
1.4 i (KFX (TU3JP))	01/00-	Gasolina	FWD	1360	55	75	10.97-08.05	■	
1.6 i (NFZ (TU5JP))		Gasolina	FWD	1587	65	88	10.97-09.00	■	
1.6 16V (NFU (TU5JP4))		Gasolina	FWD	1587	80	109	09.00-08.05	■	
1.4 HDi (8HX (DV4TD))		Diesel	FWD	1398	50	68	01.03-08.05	■	
1.5 D (VJZ (TUD5))		Diesel	FWD	1527	42	57	10.97-09.00	■	
1.8 D (A9A (XUD7))		Diesel	FWD	1769	43	58	10.97-09.00	■	
1.9 D (WJY (DW8B))	01/00-	Diesel	FWD	1868	51	70	07.98-08.05	■	
1.9 D (WJZ (DW8))	01/00-	Diesel	FWD	1868	51	70	07.98-08.05	■	
1.9 D (DJY (XUD9A))		Diesel	FWD	1905	50	68	10.97-09.00	■	
1.9 D (DHV (XUD9BSD))		Diesel	FWD	1905	55	75	01.98-09.00	■	
2.0 HDi 90 (RHY (DW10TD))	01/00-	Diesel	FWD	1997	66	90	02.99-08.05	■	
XSARA (N3_) 05.98-03.05				Hatchback Van (Compact car-C Segment)					
1.4 (KFX (TU3JP))		Gasolina	FWD	1360	55	75	05.98-10.04	■	
1.9 D (WJZ (DW8))		Diesel	FWD	1868	51	69	06.99-03.05	■	
2.0 HDi (RHY (DW10TD))		Diesel	FWD	1997	66	90	09.00-03.05	■	

LISTA DE APLICACIONES - BUYERS GUIDE

XSARA (N1) 04.97-12.05					Hatchback (Compact car-C Segment)			
1.4 i (KFW (TU3JP))	01/00-	Gasolina	FWD	1360	55	75	04.97-03.05	■
1.4 i (KFX (TU3JP))	01/00-	Gasolina	FWD	1360	55	75	04.97-03.05	■
1.6 i (NFZ (TU5JP))		Gasolina	FWD	1587	65	88	04.97-09.00	■
1.6 16V (NFU (TU5JP4))		Gasolina	FWD	1587	80	109	09.00-03.05	■
1.8 i (LFX (XU7JB))		Gasolina	FWD	1761	66	90	04.97-09.00	■
1.8 i Aut. (LFZ (XU7JP))		Gasolina	FWD	1761	74	101	04.97-09.00	■
1.4 HDi (8HX (DV4TD))		Diesel	FWD	1398	50	68	01.03-03.05	■
1.8 D (161A (XUD7))		Diesel	FWD	1769	43	58	04.97-09.00	■
1.8 D (A9A (XUD7))		Diesel	FWD	1769	43	58	04.97-09.00	■
1.9 D (WJY (DW8B))	01/00-	Diesel	FWD	1868	51	70	07.98-03.05	■
1.9 D (WJZ (DW8))	01/00-	Diesel	FWD	1868	51	70	07.98-03.05	■
1.9 D (WJY (DW8B))		Diesel	FWD	1868	52	72	04.00-04.05	■
1.9 D (DJY (XUD9A))		Diesel	FWD	1905	50	68	04.97-09.00	■
1.9 SD (DHV (XUD9BSD))		Diesel	FWD	1905	55	75	01.98-09.00	■
2.0 HDi 90 (RHY (DW10TD))	01/00-	Diesel	FWD	1997	66	90	02.99-03.05	■
XSARA PICASSO (N68) 09.99-06.12					MPV (Compact MPV-M1 Segment)			
1.6 (NFZ (TU5JP))	01/00-, not for ESP, Vented disc, vehicles without ESP	Gasolina	FWD	1587	65	88	12.99-09.01	■
1.6 (NFZ (TU5JP))	not for ESP, Vented disc, vehicles without ESP	Gasolina	FWD	1587	67	91	06.02-08.05	■
1.6 (NFV (TU5JP))	01/00-, not for ESP, vehicles without ESP	Gasolina	FWD	1587	70	95	12.99-12.10	■
1.6 Chrono (NFV (TU5JP))	not for ESP, Vented disc, vehicles without ESP	Gasolina	FWD	1587	74	101	04.01-10.04	■
1.6 16V (NFU (TU5JP4))	not for ESP, Vented disc, vehicles without ESP	Gasolina	FWD	1587	80	109	09.05-12.11	■
1.6 16V (NFU (TU5JP4))	not for ESP, vehicles without ESP	Gasolina	FWD	1587	81	110	06.05-09.06	■
1.6 Flex	vehicles without ESP	Gasolina	FWD	1587	81	110	11.09-	■
1.8 16V (6FZ (EW7J4))	not for ESP, Vented disc, vehicles without ESP	Gasolina	FWD	1749	85	115	02.00-08.05	■
1.8 SX	vehicles without ESP	Gasolina	FWD	1761	76	103	06.00-08.05	■
2.0	Org.- 09128FV	Gasolina	FWD	1997	88	120	02.04-10.04	■
2.0 16V (RFN (EW10J4))	discØ 266, not for ESP, vehicles without ESP	Gasolina	FWD	1997	100	136	01.03-06.12	■
2.0 16V (RFN (EW10J4))	discØ 266, not for ESP, vehicles without ESP	Gasolina	FWD	1997	101	138	12.99-11.11	■
1.6 16V LPG	not for ESP, Vented disc, vehicles without ESP	Gasol./Gas (LPG)	FWD	1587	80	109	06.04-12.10	■
1.6 Flex (NFU (TU5JP4))	vehicles without ESP	Gasol./Etanol	FWD	1587	83	113	10.06-06.12	■
1.6 HDi (9HX (DV6ATED4))	not for ESP, Vented disc, vehicles without ESP	Diesel	FWD	1560	66	90	09.05-12.11	■
1.6 HDi (9HY (DV6TED4))	not for ESP, Vented disc, vehicles without ESP	Diesel	FWD	1560	80	109	05.04-12.11	■
1.6 HDi (9HZ (DV6TED4))	not for ESP, Vented disc, vehicles without ESP	Diesel	FWD	1560	80	109	05.04-12.11	■
2.0 HDi (RHY (DW10TD))	01/00-, not for ESP, Vented disc, vehicles without ESP	Diesel	FWD	1997	66	90	12.99-12.11	■
2.0 HDi (RHM (DW10ATED4))	vehicles without ESP	Diesel	FWD	1997	76	103	10.05-12.11	■
CITROËN (DF-PSA)								
C2 (T11) 10.06-12.14					Hatchback (Supermini car-B Segment)			
1.6		Gasolina	FWD	1587	78	105	10.06-	■
C2 CROSS 10.12-12.14					Hatchback ()			
1.6 (N6A (TU5JP4))		Gasolina	FWD	1587	78	105	10.12-12.14	■

LISTA DE APLICACIONES - BUYERS GUIDE

C3 L 06.20-						Saloon ()			
190THP (HN11(EB2ADT))	discØ 266	Diesel	FWD	1199	85	116	06.20-	■	
C3-XR 12.14-						SUV ()			
1.6 (NFP (EC5))		Gasolina	FWD	1587	86	117	12.14-	■	
ELYSEE (7B) 06.01-12.08						Saloon (Compact car-C Segment)			
1.4		Gasolina	FWD	1360	55	75	06.01-	■	
1.6		Gasolina	FWD	1587	65	88	06.01-	■	
1.6		Gasolina	FWD	1587	78	106	06.01-	■	
1.6 LPG (TU5JPK)		Gasol./Gas (LPG)	FWD	1587	65	88	09.05-01.07	■	
1.6 CNG (TU5JPK)		Gasol./Gas (CNG)	FWD	1587	65	88	01.06-01.08	■	
ELYSEE II 02.09-12.12						Hatchback (Compact car-C Segment)			
1.6		Gasolina	FWD	1587	78	106	02.09-	■	
ELYSEE II (R31) 01.08-12.14						Saloon (Compact car-C Segment)			
1.6		Gasolina	FWD	1587	78	106	03.09-	■	
1.6 CNG		Gasolina	FWD	1587	78	106	09.08-	■	
1.6 CNG		Gasolina	FWD	1587	78	106	01.08-12.09	■	
ELYSEE III 09.13-						Saloon (Compact car-C Segment)			
1.6 (NFP (EC5))		Gasolina	FWD	1587	86	117	09.13-	■	
1.6 CNG (NFP (EC5))		Gasol./Gas (CNG)	FWD	1587	86	117	07.14-	■	
FUKANG 02.92-12.08						Hatchback (Compact car-C Segment)			
1.6		Gasolina	FWD	1587	65	88	02.97-12.05	■	
1.6		Gasolina	FWD	1587	78	106	02.97-12.05	■	
FUKANG 02.92-12.09						Saloon (Compact car-C Segment)			
1.6		Gasolina	FWD	1587	78	106	02.97-08.01	■	
FUKANG II 12.07-12.08						Saloon (Compact car-C Segment)			
1.4		Gasolina	FWD	1360	55	75	12.07-	■	
XSARA Picasso (N68) 09.01-12.12						MPV (Compact MPV-M1 Segment)			
1.6 Chrono		Gasolina	FWD	1587	65	87	11.01-12.05	■	
1.6	vehicles without ESP	Gasolina	FWD	1587	78	106	01.07-01.08	■	
2.0		Gasolina	FWD	1997	85	114	11.01-12.05	■	
2.0		Gasolina	FWD	1997	99	133	11.01-	■	
DS									
DS 3 (SB_) 07.15-						Convertible (City car-A Segment)			
1.2 VTI 82 (HMZ (EB2F))	discØ 266	Gasolina	FWD	1199	60	82	07.15-07.19	■	
1.2 THP 110 (HNP (EB2ADT))	discØ 266	Gasolina	FWD	1199	81	110	07.15-07.19	■	
1.2 THP 110 (HNZ (EB2DT))	discØ 266	Gasolina	FWD	1199	81	110	07.15-07.19	■	
1.2 THP 130 (HNY (EB2DTS))	discØ 266	Gasolina	FWD	1199	96	130	09.15-07.19	■	
1.6 THP (SB5GWM) (5GX (EP6FDTMD))	discØ 266	Gasolina	FWD	1598	110	150	07.15-07.19	■	
1.6 THP (5GZ (EP6FDT))	discØ 266	Gasolina	FWD	1598	120	163	07.15-07.19	■	
1.6 THP 165 (5GZ (EP6FDT))	discØ 266	Gasolina	FWD	1598	121	165	07.15-07.19	■	
1.6 BlueHDi 100 (BHY (DV6FD))	discØ 266	Diesel	FWD	1560	73	99	07.15-07.19	■	
1.6 BlueHDi 116 (BHX (DV6FC))	discØ 266	Diesel	FWD	1560	85	116	07.15-07.19	■	
1.6 BlueHDi 120 (BHZ (DV6FC))	discØ 266	Diesel	FWD	1560	88	120	07.15-07.19	■	

LISTA DE APLICACIONES - BUYERS GUIDE

DS 3 (SA_) 04.15-						Hatchback (City car-A Segment)				
1.2 VTi 82 (SAHMZ6) (HMZ (EB2))	discØ 266	Gasolina	FWD	1199	60	82	04.15-07.19	■		
1.2 VTi 82 (SAHMZ6) (HMZ (EB2F))	discØ 266	Gasolina	FWD	1199	60	82	04.15-07.19	■		
1.2 THP 110 / PureTech 110 (SAHNPS, SAHNZ6, SAHNZT) (HNP (EB2ADT))	discØ 266	Gasolina	FWD	1199	81	110	04.15-07.19	■		
1.2 THP 110 / PureTech 110 (SAHNPS, SAHNZ6, SAHNZT) (HNZ (EB2DT))	discØ 266	Gasolina	FWD	1199	81	110	04.15-07.19	■		
1.2 THP 130 (SAHNYM) (HNY (EB2DTS))	discØ 266	Gasolina	FWD	1199	96	130	09.15-07.19	■		
1.6 VTi (5FS (EP6C))	discØ 266	Gasolina	FWD	1597	88	120	07.15-07.19	■		
1.6 THP (SA5GWM) (5GW (EP6FDT))	discØ 266	Gasolina	FWD	1598	110	150	07.15-07.19	■		
1.6 THP 156 (5FV (EP6CDT))	discØ 266	Gasolina	FWD	1598	115	156	07.16-07.19	■		
1.6 THP (SA5GZM) (5GZ (EP6FDT))	discØ 266	Gasolina	FWD	1598	120	163	07.15-07.19	■		
1.6 THP 165 (SA5GZM) (5GZ (EP6FDT))	discØ 266	Gasolina	FWD	1598	121	165	07.15-07.19	■		
1.4 HDi 70 (SA8HR4, SA8HP4)	discØ 266	Diesel	FWD	1398	50	68	07.15-12.16	■		
1.6 BlueHDi 75 (SABHW6) (BHW (DV6FE))	discØ 266	Diesel	FWD	1560	55	75	07.15-07.19	■		
1.6 BlueHDi 100 (SABHY0, SABHYT) (BHY (DV6FD))	discØ 266	Diesel	FWD	1560	73	99	04.15-07.19	■		
1.6 BlueHDi 116 (SABHXM) (BHX (DV6FC))	discØ 266	Diesel	FWD	1560	85	116	07.15-07.19	■		
1.6 BlueHDi 120 (SABHZM) (BHZ (DV6FC))	discØ 266	Diesel	FWD	1560	88	120	07.15-07.19	■		
FENGSHEN										
H30 01.10-						Hatchback ()				
1.5 (DFMA15)		Gasolina	FWD	1497	85	116	04.13-12.17	■		
1.6 (N6A 10FX3A PSA)		Gasolina	FWD	1587	78	106	01.10-12.15	■		
S30 07.09-						Saloon ()				
1.5		Gasolina	FWD	1497	85	116	03.13-12.17	■		
1.6 (DFMA 16-40)		Gasolina	FWD	1556	91	124	01.12-	■		
1.6 (N6A 10FX3A PSA)		Gasolina	FWD	1587	78	106	07.09-	■		
1.6 CNG		Gasol./Gas (CNG)	FWD	1587	67	91	03.13-	■		
FOTON										
MIDI 01.09-						Hatchback (LCVs-N1 Segment)				
1.3		Gasolina	FWD	1300	63	86	01.09-	■		
1.5 (4G15S)		Gasolina	FWD	1488	76	103	08.09-12.14	■		
1.5 (4A91S)		Gasolina	FWD	1499	77	105	01.11-	■		
1.6		Gasolina	FWD	1584	74	101	01.09-	■		
1.6		Gasolina	FWD	1584	74	101	01.09-	■		
1.6		Gasolina	FWD	1600	74	101	01.09-	■		
OPEL										
CORSA F (P2JO) 07.19-						Hatchback (Supermini car-B Segment)				
1.2 (68) (F 12 XEL (EB2FAD))	discØ 266	Gasolina	FWD	1199	55	75	07.19-	■		
1.2 (68) (F 12 XHL (EB2ADTD))	discØ 266	Gasolina	FWD	1199	74	101	07.19-	■		
1.2 (68) (F 12 XHT (EB2ADTS))	discØ 266	Gasolina	FWD	1199	96	131	07.19-	■		
1.2 MHEV	discØ 266	Gasol./el éc.	FWD	1199	74	101	08.23-	■		
1.2 Turbo Hybrid (68)		Gasol./el éc.	FWD	1199	100	136	01.24-	■		
Corsa-e (68) (ZKX (ZK01))	discØ 266	Eléctrico	FWD		100	136	07.19-	■		
1.5 (68) (D 15 DT (DV5RD))	discØ 266	Diesel	FWD	1499	75	102	07.19-	■		
CORSA F Van 07.19-						Hatchback Van (Supermini car-B Segment)				
1.2 (68) (F 12 XEL (EB2FAD))	discØ 266	Gasolina	FWD	1199	55	75	07.19-	■		
1.5 (68) (D 15 DT (DV5RD))	discØ 266	Diesel	FWD	1499	75	102	07.19-	■		

LISTA DE APLICACIONES - BUYERS GUIDE

CROSSLAND X (P17, P2QO) 03.17-						SUV (Subcompact SUV-B Segment)			
1.2 (75) (B 12 XE (EB2F))	Rim 14, Eq.V_ RP0 JAC, POC JAC, Syst. 14", discØ 266	Gasolina	FWD	1199	60	82	03.17-	■	
1.2 (75) (D 12 XE (EB2FA))	Rim 14, Eq.V_ RP0 JAC, POC JAC, Syst. 14", discØ 266	Gasolina	FWD	1199	60	82	03.17-	■	
1.2 (F 12 XE (EB2FA))	JAC, Rim 14, discØ 266, Syst. 14", POC JAC,JAB	Gasolina	FWD	1199	61	83	07.19-	■	
1.2 (75) (B 12 XHL (EB2DT))	Rim 14, Eq.V_ RP0 JAC, POC JAC,JAB, Syst. 14", discØ 266	Gasolina	FWD	1199	81	110	03.17-	■	
1.2 (75) (D 12 XHL (EB2ADT))	Rim 14, Eq.V_ RP0 JAC, POC JAC,JAB, Syst. 14", discØ 266	Gasolina	FWD	1199	81	110	03.17-	■	
1.2 (75) (F 12 XHL)	Rim 14, Eq.V_ RP0 JAC, POC JAC,JAB, Syst. 14", discØ 266	Gasolina	FWD	1199	81	110	03.17-	■	
1.2 (75) (B 12 XHT (EB2DTS))	Rim 14, Eq.V_ RP0 JAC, POC JAC,JAB, Syst. 14", discØ 266	Gasolina	FWD	1199	96	131	03.17-	■	
1.2 (75) (D 12 XHT (EB2ADTS))	Rim 14, Eq.V_ RP0 JAC, POC JAC,JAB, Syst. 14", discØ 266	Gasolina	FWD	1199	96	131	03.17-	■	
1.2 (75) (F 12 XHT (EB2ADTS))	Rim 14, Eq.V_ RP0 JAC, POC JAC,JAB, Syst. 14", discØ 266	Gasolina	FWD	1199	96	131	03.17-	■	
1.2 LPG (75) (B 12 XE (EB2F))	Rim 14, Eq.V_ RP0 JAC, POC JAC, discØ 266, Syst. 14"	Gasol./G as (LPG)	FWD	1199	60	82	10.17-	■	
1.5 Turbo D (75) (D 15 DT (DV5RD))	POC JAC, Syst. 14", discØ 266	Diesel	FWD	1499	75	102	06.18-	■	
1.5 (75)	Rim 14, POC JAC,JAB, discØ 266	Diesel	FWD	1499	81	110	10.20-	■	
1.5 Turbo D (75) (D 15 DTH (DV5RC))	POC JAC,JAB, discØ 266, Syst. 14"	Diesel	FWD	1499	88	120	08.18-	■	
1.6 Turbo D 875) (B 16 DT (DV6VTED))	discØ 266, Syst. 14"	Diesel	FWD	1560	68	92	07.19-	■	
1.6 Turbo D(75) (B 16 DT (DV6FD))	Rim 14, Eq.V_ RP0 JAC, POC JAC, Syst. 14", discØ 266	Diesel	FWD	1560	73	99	03.17-05.18	■	
1.6 Turbo D(75) (B 16 DTH (DV6FC))	Rim 14, Eq.V_ RP0 JAC, POC JAC, discØ 266, Syst. 14"	Diesel	FWD	1560	85	116	08.17-04.19	■	
1.6 Turbo D(75) (B 16 DTH (DV6FC))	Rim 14, Eq.V_ RP0 JAC, POC JAC, Syst. 14", discØ 266	Diesel	FWD	1560	88	120	03.17-05.18	■	
CROSSLAND X Van 03.17-						SUV Van (Subcompact SUV-B Segment)			
1.2 (75) (F 12 XE (EB2FA))	JAC, Rim 14, discØ 266, Syst. 14"	Gasolina	FWD	1199	61	83	07.19-	■	
1.2 (75) (D 12 XHL (EB2ADT))	POC JAC, discØ 266, Syst. 14"	Gasolina	FWD	1199	81	110	07.18-	■	
1.2 (75) (F 12 XHL)	POC JAC, discØ 266, Syst. 14"	Gasolina	FWD	1199	81	110	07.18-	■	
1.5 (75) (D 15 DT (DV5RD))	POC JAC, discØ 266, Syst. 14"	Diesel	FWD	1499	75	102	06.18-	■	
ROCKS-E 10.21-						Hatchback (Microcar-A Segment)			
Electric (9AZ2CA)		Eléctrico	FWD		6	8	10.21-	■	
PEUGEOT									
1007 (KM_) 04.05-						Hatchback (Mini MPV-M1 Segment)			
1.4 (KFV (TU3A))		Gasolina	FWD	1360	54	75	04.05-	■	
1.4 (KFV (TU3JP))		Gasolina	FWD	1360	54	75	04.05-	■	
1.4 16V (KFU (ET3J4))		Gasolina	FWD	1360	65	88	10.05-	■	
1.6 16V (NFU (TU5JP4))	discØ 266	Gasolina	FWD	1587	80	109	04.05-	■	
1.4 HDi (8HX (DV4TD))		Diesel	FWD	1398	50	68	04.05-	■	
1.4 HDi (8HZ (DV4TD))		Diesel	FWD	1398	50	68	04.05-	■	
1.6 HDi (9HZ (DV6TED4))		Diesel	FWD	1560	80	109	06.07-	■	
2008 (CU_) 03.13-						SUV Van (Compact SUV-J Segment)			
PureTech 130 (CUHNYM, CUHNSS)	discØ 266	Gasolina	FWD	1199	96	131	01.18-11.19	■	
BlueHDi 100 (CUYHYM)	discØ 266	Diesel	FWD	1499	75	102	05.18-	■	
BlueHDi 120 (CUYHXK)	discØ 266	Diesel	FWD	1499	88	120	05.18-	■	
2008 (CU_) 03.13-						SUV (Compact SUV-J Segment)			
1.2 VTi (HMZ (EB2))	discØ 266	Gasolina	FWD	1199	60	82	03.13-12.18	■	
1.2 VTi (HMZ (EB2F))	discØ 266	Gasolina	FWD	1199	60	82	03.13-12.18	■	
1.2 PureTech 82 (HMR (EB2FA))	discØ 266	Gasolina	FWD	1199	61	82	01.18-12.19	■	

LISTA DE APLICACIONES - BUYERS GUIDE

1.2 THP 110 / PureTech 110 (SAHNPS, SAHNZ6, SAHNZT) (HNP (EB2ADT))	discØ 266	Gasolina	FWD	1199	81	110	01.15-	■
1.2 THP 110 / PureTech 110 (SAHNPS, SAHNZ6, SAHNZT) (HNV (EB2DTM))	discØ 266	Gasolina	FWD	1199	81	110	01.15-	■
1.2 THP 110 / PureTech 110 (SAHNPS, SAHNZ6, SAHNZT) (HNZ (EB2DT))	discØ 266	Gasolina	FWD	1199	81	110	01.15-	■
1.2 PureTech 110		Gasolina	FWD	1199	84	114	05.19-	■
1.2 THP 130 / PureTech 130 (HNS (EB2ADTS))	discØ 266	Gasolina	FWD	1199	96	130	01.15-11.19	■
1.2 THP 130 / PureTech 130 (HNY (EB2DTS))	discØ 266	Gasolina	FWD	1199	96	130	01.15-11.19	■
1.6 VTi	discØ 266	Gasolina	FWD	1587	85	116	02.16-	■
1.6 VTi (5FS (EP6C))	discØ 266	Gasolina	FWD	1598	85	116	05.13-	■
1.6 VTi (5FS (EP6C))	discØ 266	Gasolina	FWD	1598	88	120	03.13-	■
1.6 Flex	discØ 266	Gasolina	FWD	1598	90	122	04.15-	■
1.6 THP 165 (5GY (EP6FDTM))	discØ 266	Gasolina	FWD	1598	121	165	02.16-	■
1.6 THP 165 (5GZ (EP6FDT))	discØ 266	Gasolina	FWD	1598	121	165	02.16-	■
1.6 Flex	discØ 266	Gasolina	FWD	1598	127	173	04.15-	■
1.6 Flex (NFP (EC5))	discØ 266	Gasol./Etanol	FWD	1587	87	118	01.19-	■
1.4 HDi (8HR (DV4C))	discØ 266	Diesel	FWD	1398	50	68	06.13-	■
1.5 BlueHDI 100 (YHY (DV5RD))	discØ 266	Diesel	FWD	1499	75	102	05.18-	■
1.5 BlueHDI 120 (YHX (DV5RC))	discØ 266	Diesel	FWD	1499	88	120	05.18-	■
1.6 BlueHDI 75 (BHW (DV6FE))	discØ 266	Diesel	FWD	1560	55	75	01.15-11.19	■
1.6 HDi (9HP (DV6DTE))	discØ 266	Diesel	FWD	1560	68	92	03.13-	■
1.6 BlueHDI 100 (BHY (DV6FD))	discØ 266	Diesel	FWD	1560	73	100	01.15-11.19	■
1.6 HDi (9HD (DV6C))	discØ 266	Diesel	FWD	1560	84	114	03.13-	■
1.6 BlueHDI (BHX (DV6FC))	discØ 266	Diesel	FWD	1560	85	116	07.14-	■
1.6 BlueHDI 120 (BHZ (DV6FC))	discØ 266	Diesel	FWD	1560	88	120	07.14-04.18	■
2008 II (UD_, US_, UY_, UJ_, UR_, UC_) 08.19-				SUV (Compact SUV-J Segment)				
1.2 THP / PureTech 155 (USHNNS, URHNNS, UXHNJP, URHNJP,...) (HNJ (EB2ADTXM))		Gasolina	FWD	1199	114	155	11.19-	■
1.2 THP / PureTech 155 (USHNNS, URHNNS, UXHNJP, URHNJP,...) (HNN (EB2ADTX))		Gasolina	FWD	1199	114	155	11.19-	■
1.2 THP / PureTech 155 (USHNNS, URHNNS, UXHNJP, URHNJP,...) (HNR (EB2ADTXM))		Gasolina	FWD	1199	114	155	11.19-	■
e-2008 (UKZKXZ) (ZKX (ZK01))		Eléctrico	FWD		100	136	09.19-	■
1.5 BlueHDI 130 (YHZ (DV5RC))		Diesel	FWD	1499	96	131	08.19-	■
206 (2D) 09.00-				Convertible (Supermini car-B Segment)				
1.6 16V (2DNFUF, 2DNFUR) (NFU (TU5JP4))	-12/06, discØ 266, Org.- 09079, -Org. 10949	Gasolina	FWD	1587	80	109	09.00-12.07	■
1.6 (NFU (TU5JP4))	discØ 266, Org.- 09079, -Org. 10949	Gasolina	FWD	1587	81	110	09.01-12.08	■
2.0 S16 (RFN (EW10J4))	-12/06, discØ 266, Org.- 9079	Gasolina	FWD	1997	100	136	09.00-12.07	■
1.6 HDi 110 (9HZ (DV6TED4))	-12/06, discØ 266	Diesel	FWD	1560	80	109	04.05-02.07	■
206 (2A/C) 08.98-				Hatchback (Supermini car-B Segment)				
1.4 16V (KFU (ET3J4))	discØ 266	Gasolina	FWD	1360	65	88	10.03-02.08	■
1.6 16V (NFU (TU5JP4))	discØ 266, Org.- 09079, -Org. 10950	Gasolina	FWD	1587	79	107	06.01-04.09	■
1.6 16V (NFU (TU5JP4))	-12/06, discØ 266, Org.- 09079, -Org. 10950	Gasolina	FWD	1587	80	109	07.00-04.09	■
1.6 (NFU (TU5JP4))	discØ 266, -Org. 10950, Org.- 09079	Gasolina	FWD	1587	81	110	05.05-07.08	■
1.6 Flex	-Org. 10949	Gasolina	FWD	1587	81	110	05.05-07.08	■
2.0 S16 (RFR (EW10J4))	Org.- 9079	Gasolina	FWD	1997	99	135	04.99-10.00	■
2.0 S16 (RFN (EW10J4))	-12/06, discØ 266, Org.- 9079	Gasolina	FWD	1997	100	136	06.99-12.07	■
2.0 RC (RFK (EW10J4S))	-12/06	Gasolina	FWD	1997	130	177	07.03-12.07	■
1.6 BiFuel (NFU (TU5JP4))	discØ 266, Org.- 9079, -Org. 10949	Gasol./Gas (LPG)	FWD	1587	80	109	07.00-04.09	■

LISTA DE APLICACIONES - BUYERS GUIDE

1.6 Flex		Gasol./Etanol	FWD	1587	83	113	05.05-07.08	■	
1.6 HDi 110 (9HY (DV6TED4))	-12/06, discØ 266	Diesel	FWD	1560	80	109	05.04-02.07	■	
1.6 HDi 110 (9HZ (DV6TED4))	-12/06, discØ 266	Diesel	FWD	1560	80	109	05.04-02.07	■	
2.0 HDi 90 (RHY (DW10TD))	-12/06, Org.- 9079, -Org. 10891	Diesel	FWD	1997	66	90	12.99-09.09	■	
206 03.07-							Saloon (Supermini car-B Segment)		
1.6 16V (NFU (TU5JP4))		Gasolina	FWD	1587	80	109	03.07-	■	
206 SW (2E/K) 07.02-							Estate (Supermini car-B Segment)		
1.4 16V (KFU (ET3J4))	discØ 266	Gasolina	FWD	1360	65	88	10.03-	■	
1.6 16V (NFU (TU5JP4))	discØ 266, -Org. 10950	Gasolina	FWD	1587	80	109	07.02-	■	
1.6 (NFU (TU5JP4))	-Org. 10808, discØ 266	Gasolina	FWD	1587	81	110	05.05-07.08	■	
2.0 16V (RFN (EW10J4))	-12/06, discØ 266, -Org. 10808	Gasolina	FWD	1997	100	136	07.02-02.07	■	
1.6 LPG (NFU (TU5JP4))	discØ 266, -Org. 10808	Gasol./Gas (LPG)	FWD	1587	80	109	07.02-02.07	■	
1.6 Flex	-Org. 10808	Gasol./Etanol	FWD	1587	81	110	05.05-07.08	■	
1.6 Flex	-Org. 10808	Gasol./Etanol	FWD	1587	83	113	05.05-07.08	■	
1.6 HDi 110 (9HZ (DV6TED4))	-12/09, discØ 266, -Org. 10808	Diesel	FWD	1560	80	109	05.04-	■	
2.0 HDi (RHY (DW10TD))	-12/06, -Org. 10808	Diesel	FWD	1997	66	90	07.02-02.07	■	
207 (WA_, WC_) 04.06-							Hatchback Van (LCVs-N1 Segment)		
1.4 (KFV (TU3A))		Gasolina	FWD	1360	54	74	06.07-10.08	■	
1.4 HDi (8HR (DV4C))		Diesel	FWD	1398	50	68	04.07-	■	
1.4 HDi (8HZ (DV4TD))		Diesel	FWD	1398	50	68	04.07-	■	
1.6 HDi (9HX (DV6ATED4))	discØ 266 discØ 283, Org.- 11438, -Org. 11476	Diesel	FWD	1560	66	90	04.07-10.12	■	
1.6 HDi (9HP (DV6DTED))	discØ 266	Diesel	FWD	1560	68	92	11.09-03.13	■	
207 (WA_, WC_) 02.06-							Hatchback (Supermini car-B Segment)		
1.4 (KFV (TU3A))		Gasolina	FWD	1360	53	72	02.06-10.13	■	
1.4 (KFT (TU3A))		Gasolina	FWD	1360	54	73	04.06-10.13	■	
1.4 (KFT (TU3AE5))		Gasolina	FWD	1360	54	73	04.06-10.13	■	
1.4 (KFV (TU3A))		Gasolina	FWD	1360	54	73	04.06-10.13	■	
1.4 (KFV (TU3A))		Gasolina	FWD	1360	55	75	08.08-12.15	■	
1.4 (KFW (TU3A))		Gasolina	FWD	1360	55	75	08.08-12.15	■	
1.4 16V (KFU (ET3J4))		Gasolina	FWD	1360	65	88	02.06-10.13	■	
1.4 16V (8FS (EP3))	vehicles without ESP	Gasolina	FWD	1397	70	95	06.07-10.13	■	
1.4 16V (EP3)	vehicles without ESP	Gasolina	FWD	1397	70	95	06.07-10.13	■	
1.4 16V (EP3C)	vehicles without ESP	Gasolina	FWD	1397	70	95	06.07-10.13	■	
1.4 16V (8FR (EP3))	not for ESP, vehicles without ESP	Gasolina	FWD	1397	72	98	10.09-12.12	■	
1.4 BiFuel (KFV (TU3A))		Gasol./Gas (LPG)	FWD	1360	54	73	08.07-12.13	■	
1.4 Bioflex		Gasol./Etanol	FWD	1360	60	82	08.08-12.14	■	
1.4 HDi (8HR (DV4C))		Diesel	FWD	1398	50	68	02.06-12.15	■	
1.4 HDi (8HZ (DV4TD))		Diesel	FWD	1398	50	68	02.06-12.15	■	
1.4 HDi (8HZ (DV4TD))		Diesel	FWD	1398	52	70	02.11-12.15	■	
1.6 HDi (9HV (DV6TED4B))	discØ 266 discØ 283, Org.- 11438, -Org. 11476	Diesel	FWD	1560	66	90	02.06-10.13	■	
1.6 HDi (9HV (DV6TED4BU))	discØ 266 discØ 283, Org.- 11438, -Org. 11476	Diesel	FWD	1560	66	90	02.06-10.13	■	
1.6 HDi (9HX (DV6ATED4))	discØ 266 discØ 283, Org.- 11438, -Org. 11476	Diesel	FWD	1560	66	90	02.06-10.13	■	
1.6 HDi (9HP (DV6DTED))	discØ 266	Diesel	FWD	1560	68	92	11.09-12.12	■	

LISTA DE APLICACIONES - BUYERS GUIDE

207 / 207 PASION 12.07-					Saloon (Supermini car-B Segment)			
1.4 (KFT (TU3A))		Gasolina	FWD	1360	54	73	12.07-12.12	■
1.4 (KFV (TU3A))		Gasolina	FWD	1360	54	73	12.07-12.12	■
1.4		Gasolina	FWD	1360	55	75	01.11-12.12	■
1.4 Flex (KFW (TU3JP))		Gasol./Etanol	FWD	1360	60	82	11.08-12.14	■
207 SW (WK_) 02.07-					Estate (Supermini car-B Segment)			
1.4 (KFT (TU3A))		Gasolina	FWD	1360	54	73	06.07-12.12	■
1.4 (KFV (TU3A))		Gasolina	FWD	1360	54	73	06.07-12.12	■
1.4 16V (8FS (EP3))		Gasolina	FWD	1397	70	95	06.07-10.13	■
1.4 16V (EP3)		Gasolina	FWD	1397	70	95	06.07-10.13	■
1.4 16V (EP3C)		Gasolina	FWD	1397	70	95	06.07-10.13	■
1.4 LPG (KFV (TU3A))		Gasol./Gas (LPG)	FWD	1360	54	73	08.07-12.12	■
1.4 Flex		Gasol./Etanol	FWD	1360	59	80	08.08-01.13	■
1.6 HDi (9HV (DV6TED4B))	discØ 266	Diesel	FWD	1560	66	90	06.07-12.12	■
1.6 HDi (9HV (DV6TED4BU))	discØ 266	Diesel	FWD	1560	66	90	06.07-12.12	■
1.6 HDi (9HP (DV6DTE))	discØ 266	Diesel	FWD	1560	68	92	11.09-12.13	■
208 (CR_) 02.13-12.19					Hatchback Van (LCVs-N1 Segment)			
1.2 VTI 68 / PureTech 68 (CRHMP6, CRHMM6) (HMM (EB2FAD))	discØ 266	Gasolina	FWD	1199	50	68	06.15-12.19	■
1.2 VTI 68 / PureTech 68 (CRHMP6, CRHMM6) (HMP (EB2FB))	discØ 266	Gasolina	FWD	1199	50	68	06.15-12.19	■
1.2 VTI 82 / PureTech 82 (CRHMZ6, CRHMRP) (HMR (EB2FA))	discØ 266	Gasolina	FWD	1199	60	82	06.15-12.19	■
1.2 VTI 82 / PureTech 82 (CRHMZ6, CRHMRP) (HMZ (EB2))	discØ 266	Gasolina	FWD	1199	60	82	06.15-12.19	■
1.2 VTI 82 / PureTech 82 (CRHMZ6, CRHMRP) (HMZ (EB2F))	discØ 266	Gasolina	FWD	1199	60	82	06.15-12.19	■
1.4 HDi 68 (CR8HR0) (8HR (DV4C))	discØ 266	Diesel	FWD	1398	50	68	02.13-12.19	■
1.5 BlueHDi 100 (YHY (DV5RD))	discØ 266	Diesel	FWD	1499	75	102	05.18-12.19	■
1.6 BlueHDi 75 (BHW (DV6FE))	discØ 266	Diesel	FWD	1560	55	75	04.15-12.19	■
1.6 HDi 92 (9HP (DV6DTE))	discØ 266	Diesel	FWD	1560	68	92	03.14-12.19	■
1.6 BlueHDi 100 (BHY (DV6FD))	discØ 266	Diesel	FWD	1560	73	99	06.15-12.19	■
208 (CA_, CC_) 03.12-					Hatchback (Supermini car-B Segment)			
1.0 VTI (ZMZ (EB0))	discØ 266	Gasolina	FWD	999	50	68	03.12-12.19	■
1.2 VTI 68 / PureTech 68 (HMM (EB2FAD))	discØ 266	Gasolina	FWD	1199	50	68	08.16-12.19	■
1.2 VTI 68 / PureTech 68 (HMP (EB2FB))	discØ 266	Gasolina	FWD	1199	50	68	08.16-12.19	■
1.2 VTI 82 (HMZ (EB2))	discØ 266	Gasolina	FWD	1199	60	82	03.12-12.19	■
1.2 VTI 82 (HMZ (EB2F))	discØ 266	Gasolina	FWD	1199	60	82	03.12-12.19	■
1.2 PureTech 82 (HMR (EB2FA))	discØ 266	Gasolina	FWD	1199	61	82	03.18-12.19	■
1.2 PureTech 82 (HMZ (EB2F))	discØ 266	Gasolina	FWD	1199	61	82	03.18-12.19	■
1.2 THP 110 (HNP (EB2ADT))	discØ 256, discØ 266	Gasolina	FWD	1199	81	110	01.13-12.19	■
1.2 THP 110 (HNV (EB2DTM))	discØ 256, discØ 266	Gasolina	FWD	1199	81	110	01.13-12.19	■
1.2 THP 110 (HNZ (EB2DT))	discØ 256, discØ 266	Gasolina	FWD	1199	81	110	01.13-12.19	■
1.4 VTI (8FS (EP3))	discØ 266	Gasolina	FWD	1397	70	95	03.12-12.19	■
1.4 VTI (EP3C)	discØ 266	Gasolina	FWD	1397	70	95	03.12-12.19	■
1.4	discØ 266	Gasolina	FWD	1449	66	90	01.13-	■
1.6 (EC5F)	discØ 266	Gasolina	FWD	1587	85	116	01.13-12.19	■
1.6 Flex	discØ 266	Gasolina	FWD	1587	90	122	01.13-	■
1.6 VTI (5FS (EP6C))	discØ 266	Gasolina	FWD	1598	88	120	03.12-12.19	■
1.6 (5FS (EP6C))	discØ 266	Gasolina	FWD	1598	89	121	09.16-	■
1.6 THP (5FV (EP6CDT))	discØ 266	Gasolina	FWD	1598	115	156	03.12-12.19	■

LISTA DE APLICACIONES - BUYERS GUIDE

1.6 THP 165 (5GZ (EP6FDT))	discØ 266	Gasolina	FWD	1598	121	165	03.15-12.19	■
1.2 GPL (HMZ (EB2F))	discØ 266	Gasol./Gas (LPG)	FWD	1199	60	82	06.15-12.19	■
1.4 GPL (EP3C)	discØ 266	Gasol./Gas (LPG)	FWD	1397	70	95	10.13-12.19	■
1.2 Active Pack, Allure, Flex (HMZ (EB2F))	discØ 266	Gasol./Etanol	FWD	1199	66	90	02.16-	■
1.5 Flex	discØ 266	Gasol./Etanol	FWD	1449	68	92	01.13-12.16	■
1.6 Flex (NFP (EC5))	discØ 266	Gasol./Etanol	FWD	1587	87	118	10.17-	■
1.4 HDi (8HP (DV4C))	discØ 266	Diesel	FWD	1398	50	68	03.12-12.19	■
1.4 HDi (8HR (DV4C))	discØ 266	Diesel	FWD	1398	50	68	03.12-12.19	■
1.5 BlueHDi 100 (YHY (DV5RD))	discØ 266	Diesel	FWD	1499	75	102	05.18-12.19	■
1.6 HDi / BlueHDi 75 (9HK (DV6ETEDM))	discØ 266	Diesel	FWD	1560	55	75	01.13-12.19	■
1.6 HDi / BlueHDi 75 (BHW (DV6FE))	discØ 266	Diesel	FWD	1560	55	75	01.13-12.19	■
1.6 HDi (9HJ (DV6DTEDE))	discØ 266	Diesel	FWD	1560	68	92	03.12-12.19	■
1.6 HDi (9HP (DV6DTEDE))	discØ 266	Diesel	FWD	1560	68	92	03.12-12.19	■
1.6 HDi (9HP (DV6DTEDE))	discØ 266	Diesel	FWD	1560	69	94	09.16-	■
1.6 BlueHDi 100 (BHY (DV6FD))	discØ 266	Diesel	FWD	1560	73	100	01.15-12.19	■
1.6 e-HDi (9HR (DV6C))	discØ 266	Diesel	FWD	1560	82	112	07.15-12.19	■
1.6 HDi (9HD (DV6C))	discØ 266	Diesel	FWD	1560	84	114	03.12-12.19	■
1.6 HDi (BHX (DV6FC))	discØ 266	Diesel	FWD	1560	85	116	01.15-12.19	■
1.6 BlueHDi 120 (BHZ (DV6FC))	discØ 266	Diesel	FWD	1560	88	120	01.15-12.19	■
208 II (UB_, UP_, UW_, UJ_) 06.19-				Hatchback (Supermini car-B Segment)				
1.2 PureTech 75 (HMH (EB2FAD))	discØ 266	Gasolina	FWD	1199	55	75	06.19-	■
1.2 VTI 82	discØ 266	Gasolina	FWD	1199	60	82	06.19-	■
1.2 PureTech 100 (HMK (EB2ADT))	discØ 266	Gasolina	FWD	1199	74	101	06.19-	■
1.2 PureTech 130 (HNS (EB2ADTS))	discØ 266	Gasolina	FWD	1199	96	131	06.19-	■
1.2 PureTech 130 (HNY (EB2DTS))	discØ 266	Gasolina	FWD	1199	96	131	06.19-	■
1.6 VTI 115 (UWNFPW, UWNFJW)	discØ 266	Gasolina	FWD	1587	85	116	11.19-	■
1.2 Hybrid 100		Gasol./eléc.	FWD	1199	74	101	08.23-	■
1.2 Hybrid 136 (UPHPYK)		Gasol./eléc.	FWD	1199	100	136	09.23-	■
e-208 (ZKX (ZK01))	discØ 266	Eléctrico	FWD		100	136	06.19-	■
1.5 BlueHDi 100 (YHY (DV5RD))	discØ 266	Diesel	FWD	1499	75	102	06.19-	■
1.5 BlueHDi 130 (YHZ (DV5RC))	discØ 266	Diesel	FWD	1499	96	131	09.19-	■
1.6 HDi 90 (UB9HPA)	discØ 266	Diesel	FWD	1560	68	92	10.19-	■
301 11.12-				Saloon (Compact car-C Segment)				
1.2 VTI 72 (HMY (EB2M))	Vented disc	Gasolina	FWD	1199	53	72	11.12-	■
1.2 VTI 82 (HMZ (EB2F))	Vented disc	Gasolina	FWD	1199	60	82	12.14-	■
1.2 PureTech 82 (HMR (EB2FA))	Vented disc	Gasolina	FWD	1199	61	83	02.18-	■
1.6 VTI 115 (NFP (EC5))	Vented disc	Gasolina	FWD	1587	85	115	11.12-	■
1.6 LPG (NFP (EC5))	Vented disc	Gasol./Gas (LPG)	FWD	1587	85	116	07.14-	■
1.5 BlueHDi 100 (YHY (DV5RD))	Vented disc	Diesel	FWD	1499	75	102	05.18-	■
1.6 HDi 90 (9HF (DV6DTEDE))	Vented disc	Diesel	FWD	1560	68	92	11.12-	■
1.6 HDi 90 (9HJ (DV6DTEDE))	Vented disc	Diesel	FWD	1560	68	92	11.12-	■
1.6 BlueHDi 100 (BHY (DV6FD))	Vented disc	Diesel	FWD	1560	73	99	04.14-	■
307 (3E) 03.02-				Estate (Compact car-C Segment)				
1.4 (KFW (TU3JP))	vehicles without ESP	Gasolina	FWD	1360	55	75	04.02-09.03	■
1.4 16V (KFU (ET3J4))	discØ 266, not for ESP, for ESP, Org.- 10551, vehicles without ESP	Gasolina	FWD	1360	65	88	11.03-07.07	■

LISTA DE APLICACIONES - BUYERS GUIDE

1.4 HDi (8HZ (DV4TD))	discØ 266	Diesel	FWD	1398	50	68	03.02-06.05	■	
1.6 HDi (9HV (DV6TED4B))	01/06-	Diesel	FWD	1560	66	90	04.05-04.08	■	
1.6 HDi (9HV (DV6TED4BU))	01/06-	Diesel	FWD	1560	66	90	04.05-04.08	■	
1.6 HDi (9HX (DV6ATED4))	01/06-	Diesel	FWD	1560	66	90	04.05-04.08	■	
1.6 HDi (9HX (DV6AUTED4))	01/06-	Diesel	FWD	1560	66	90	04.05-04.08	■	
2.0 HDI 90 (RHY (DW10TD))		Diesel	FWD	1997	66	90	03.02-04.08	■	
307 (3A/C) 08.00-							Hatchback (Compact car-C Segment)		
1.4 (KFW (TU3JP))	01/01-, discØ 266	Gasolina	FWD	1360	55	75	08.00-09.03	■	
1.4 16V (KFU (ET3J4))	discØ 266, not for ESP, for ESP, Org.- 10551, vehicles without ESP	Gasolina	FWD	1360	65	88	11.03-07.07	■	
1.6 16V (NFU (TU5JP4))	discØ 266, Manual, 5 vel., not for ESP, Org.- 09520 for ESP, Org.- 10551, vehicles without ESP	Gasolina	FWD	1587	80	109	08.00-11.07	■	
1.6 (NFU (TU5JP4))	discØ 266, vehicles without ESP	Gasolina	FWD	1587	81	110	07.06-04.12	■	
1.6 BioFlex (NFU (TU5JP4))	discØ 266, vehicles without ESP	Gasol./Etanol	FWD	1587	80	109	09.07-04.09	■	
1.6 Flex (N6A (TU5JP4))	vehicles without ESP	Gasol./Etanol	FWD	1587	83	113	07.06-12.12	■	
1.4 HDi (8HX (DV4TD))	discØ 266	Diesel	FWD	1398	50	68	10.01-06.05	■	
1.4 HDi (8HZ (DV4TD))	discØ 266	Diesel	FWD	1398	50	68	10.01-06.05	■	
1.6 HDi (9HV (DV6TED4B))	01/06-, discØ 266, not for ESP, for ESP, Org.- 10551, vehicles without ESP	Diesel	FWD	1560	66	90	04.05-03.09	■	
1.6 HDi (9HV (DV6TED4BU))	01/06-, discØ 266, not for ESP, for ESP, Org.- 10551, vehicles without ESP	Diesel	FWD	1560	66	90	04.05-03.09	■	
1.6 HDi (9HX (DV6ATED4))	01/06-, discØ 266, not for ESP, for ESP, Org.- 10551, vehicles without ESP	Diesel	FWD	1560	66	90	04.05-03.09	■	
2.0 HDI 90 (RHY (DW10TD))	discØ 266, not for ESP, Org.- 09520, vehicles without ESP	Diesel	FWD	1997	66	90	08.00-03.07	■	
2.0 HDI 110 (RHS (DW10ATED))	vehicles without ESP	Diesel	FWD	1997	79	107	08.00-03.07	■	
307 01.01-							Saloon (Compact car-C Segment)		
1.6	vehicles without ESP	Gasolina	FWD	1587	81	110	08.06-12.12	■	
1.6 Flex	vehicles without ESP	Gasolina	FWD	1587	81	110	08.06-	■	
1.6 Flex	vehicles without ESP	Gasolina	FWD	1587	83	113	08.06-	■	
2.0	vehicles without ESP	Gasolina	FWD	1997	105	143	03.04-04.09	■	
2.0 Flex	vehicles without ESP	Gasolina	FWD	1997	105	143	08.08-	■	
2.0 Flex	vehicles without ESP	Gasolina	FWD	1997	111	151	12.07-	■	
2.0 HDi	vehicles without ESP	Diesel	RWD	1997	66	90	09.06-10.10	■	
2.0 HDi	vehicles without ESP	Diesel	FWD	1997	80	109	09.06-03.12	■	
307 SW (3E_, 3H_) 04.02-12.09							Estate Van (Compact car-C Segment)		
1.4 HDi (8HZ (DV4TD))	discØ 266	Diesel	FWD	1398	51	69	04.02-06.05	■	
307 SW (3H) 03.02-							Estate (Compact car-C Segment)		
1.4 (KFW (TU3JP))	discØ 266, vehicles without ESP	Gasolina	FWD	1360	55	75	04.02-09.03	■	
1.4 16V (KFU (ET3J4))	not for ESP, for ESP, Org.- 10551, vehicles without ESP	Gasolina	FWD	1360	65	88	11.03-07.07	■	
1.4 HDi 70		Diesel	FWD	1398	50	68	03.02-06.05	■	
1.4 HDi		Diesel	RWD	1398	51	69	04.02-06.05	■	
1.6 HDi 90 (9HV (DV6TED4B))		Diesel	FWD	1560	66	90	04.05-04.08	■	
1.6 HDi 90 (9HV (DV6TED4BU))		Diesel	FWD	1560	66	90	04.05-04.08	■	
1.6 HDi 90 (9HX (DV6ATED4))		Diesel	FWD	1560	66	90	04.05-04.08	■	
1.6 HDi 90 (9HX (DV6AUTED4))		Diesel	FWD	1560	66	90	04.05-04.08	■	
2.0 HDI 90 (RHY (DW10TD))		Diesel	FWD	1997	66	90	03.02-04.08	■	

LISTA DE APLICACIONES - BUYERS GUIDE

PARTNER (5_, G_) 03.97-07.08					Platform/Chassis (LCVs-N1 Segment)			
1.6		Gasolina	FWD	1587	80	109	09.00-05.08	■
1.8		Gasolina	FWD	1761	66	90	03.97-08.00	■
1.6 HDi 75		Diesel	FWD	1560	55	75	02.06-07.08	■
1.9 D (WJY (DW8B))		Diesel	FWD	1868	51	69	01.99-07.08	■
1.9 D (WJZ (DW8))		Diesel	FWD	1868	51	69	01.99-07.08	■
2.0 HDi		Diesel	FWD	1997	66	90	11.02-07.08	■
PARTNER / GRAND RAID / RANCH (5_, G_) 05.96-12.15					MPV (Compact MPV-M1 Segment)			
1.1 (HDZ (TU1M))	01/01-, Vented disc	Gasolina	FWD	1124	44	60	06.96-10.02	■
1.1 (HFX (TU1JP))	01/01-, Vented disc	Gasolina	FWD	1124	44	60	06.96-10.02	■
1.4		Gasolina	FWD	1360	48	65	10.05-	■
1.4 (KFW (TU3JP))	Vented disc	Gasolina	FWD	1360	54	73	11.02-10.06	■
1.4 (KFW (TU3A))	01/01-, Vented disc	Gasolina	FWD	1360	55	75	06.96-12.15	■
1.4 (KFW (TU3JP))	01/01-, Vented disc	Gasolina	FWD	1360	55	75	06.96-12.15	■
1.4 (KFX (TU3JP))	01/01-, Vented disc	Gasolina	FWD	1360	55	75	06.96-12.15	■
1.6 16V (NFU (TU5JP4))	discØ 266, Vented disc	Gasolina	FWD	1587	80	109	07.01-03.08	■
1.6 16V	Vented disc	Gasolina	FWD	1587	81	110	09.00-12.15	■
1.8 (LFX (XU7JB))	01/01-, Vented disc	Gasolina	FWD	1761	66	90	05.97-12.02	■
1.6 Flexfuel (NFU (TU5JP4))	Vented disc	Gasol./Etanol	FWD	1587	80	109	09.00-10.02	■
Electric	Vented disc, Org.- 09128	Eléctrico	FWD		28	38	01.98-12.01	■
1.6 HDi 75 (9HW (DV6BTED4))	Vented disc	Diesel	FWD	1560	55	75	08.05-07.08	■
1.6 HDi 90 (9HX (DV6ATED4))	-12/08, Vented disc	Diesel	FWD	1560	66	90	08.05-12.15	■
1.6 HDi 92 (9HJ (DV6DTEDM))	Vented disc	Diesel	FWD	1560	68	92	11.09-12.10	■
1.6 HDi 92 (9HP (DV6DTEDM))	Vented disc	Diesel	FWD	1560	68	92	11.09-12.10	■
1.9 D (WJY (DW8B))	01/01-, Vented disc	Diesel	FWD	1868	51	69	01.99-07.08	■
1.9 D (WJZ (DW8))	01/01-, Vented disc	Diesel	FWD	1868	51	69	01.99-07.08	■
1.9 D 4x4 (WJY (DW8B))	Vented disc	Diesel	4WD	1868	51	69	04.04-08.05	■
1.9 D (DJY (XUD9A))	01/01-, Vented disc	Diesel	FWD	1905	50	68	06.96-12.02	■
1.9 D (XUD9)		Diesel	FWD	1905	51	69	05.96-12.98	■
2.0 HDi (RHY (DW10TD))	01/01-, Vented disc	Diesel	FWD	1997	66	90	02.00-07.08	■
2.0 HDi 4x4 (RHY (DW10TD))	Vented disc	Diesel	4WD	1997	66	90	04.04-08.05	■
PARTNER / RANCH (5_, G_) 06.96-12.15					Box Body/MPV (LCVs-N1 Segment)			
1.1 (HDZ (TU1M))	01/01-, Vented disc	Gasolina	FWD	1124	44	60	06.96-09.05	■
1.4		Gasolina	FWD	1360	48	65	10.05-12.10	■
1.4 (KFV (TU3A))	Vented disc	Gasolina	FWD	1360	54	73	11.02-10.06	■
1.4 (KFW (TU3A))	01/01-, Vented disc	Gasolina	FWD	1360	55	75	06.96-12.15	■
1.4 (KFX (TU3JP))	01/01-, Vented disc	Gasolina	FWD	1360	55	75	06.96-12.15	■
1.4 (TU32)	01/01-, Vented disc	Gasolina	FWD	1360	55	75	06.96-12.15	■
1.6 (NFU (TU5JP4))	01/01-, Vented disc	Gasolina	FWD	1587	80	109	09.00-10.02	■
1.4 BiFuel		Gasol./Gas (LPG)	FWD	1360	55	75	04.03-10.06	■
1.4 CNG (KFW (TU3JP))	Vented disc	Gasol./Gas (CNG)	FWD	1360	55	75	04.03-10.06	■
1.6 BioFlex (NFU (TU5JP4))	Vented disc	Gasol./Etanol	FWD	1587	80	109	09.00-10.02	■
Electric (ELSA18)	Vented disc, Org.- 09128	Eléctrico	FWD		25	34	06.96-12.02	■
1.6 HDi 75 (9HW (DV6BTED4))	Vented disc	Diesel	FWD	1560	55	75	08.05-12.11	■
1.6 HDi 75 (9HK (DV6ETEDM))	Vented disc	Diesel	FWD	1560	55	75	08.05-07.08	■
1.6 HDi 90 (9HX (DV6ATED4))	-12/08, Vented disc	Diesel	FWD	1560	66	90	08.05-12.15	■
1.6 HDi 92 (9HJ (DV6DTEDM))	Vented disc	Diesel	FWD	1560	68	92	11.09-12.10	■
1.6 HDi 92 (9HP (DV6DTEDM))	Vented disc	Diesel	FWD	1560	68	92	11.09-12.10	■

LISTA DE APLICACIONES - BUYERS GUIDE

1.8 D (A9A (XUD7))	01/01-, Vented disc	Diesel	FWD	1769	43	58	06.96-12.02	■	
1.8 D (A9A (XUD7))		Diesel	FWD	1769	44	60	11.96-02.98	■	
1.9 D (WJY (DW8B))	01/01-, Vented disc	Diesel	FWD	1868	51	69	06.96-12.15	■	
1.9 D (WJZ (DW8))	01/01-, Vented disc	Diesel	FWD	1868	51	69	06.96-12.15	■	
1.9 D 4x4 (WJY (DW8B))	Vented disc	Diesel	4WD	1868	51	69	04.04-07.11	■	
1.9 D (DJY (XUD9A))	01/01-, Vented disc	Diesel	FWD	1905	51	69	06.96-12.02	■	
2.0 HDi (RHY (DW10TD))	01/01-, Vented disc	Diesel	FWD	1997	66	90	04.00-07.08	■	
2.0 HDi 4x4 (RHY (DW10TD))	Vented disc	Diesel	4WD	1997	66	90	04.04-08.05	■	
PARTNER II / GRAND RAID / RANCH 04.08-					Box Body/MPV (LCVs-N1 Segment)				
1.6 HDi 16V (9HX (DV6ATED4))		Diesel	FWD	1560	68	92	04.10-	■	
PARTNER II ORIGIN (G_) 07.08-12.15					Box Body/MPV (LCVs-N1 Segment)				
1.4 (KFW (TU3JP))		Gasolina	FWD	1360	55	75	08.08-12.15	■	
1.6 (NFU (TU5JP4))	not increa.axle load	Gasolina	FWD	1587	81	110	09.11-12.15	■	
Electric (MD200175)		Eléctrico	FWD		42	57	01.11-12.12	■	
1.6 HDi 75 (9HW (DV6BTED4))		Diesel	FWD	1560	55	75	08.08-12.15	■	
1.6 HDi 90 (9HX (DV6ATED4))		Diesel	FWD	1560	66	90	08.08-12.15	■	
1.9 D (WJY (DW8B))		Diesel	FWD	1868	51	69	08.08-12.15	■	
PARTNER II ORIGIN (G_) 07.08-12.13					MPV (Compact MPV-M1 Segment)				
1.4 (KFW (TU3JP))		Gasolina	FWD	1360	55	75	07.08-12.13	■	
1.6 16V (NFU (TU5JP4))	discØ 266, not increa.axle load	Gasolina	FWD	1587	81	110	09.11-12.13	■	
1.6 HDi 75 (9HW (DV6BTED4))		Diesel	FWD	1560	55	75	08.08-12.13	■	
1.6 HDi 90 (9HX (DV6ATED4))		Diesel	FWD	1560	66	90	09.11-12.13	■	
1.9 D (WJY (DW8B))		Diesel	FWD	1868	51	69	08.08-12.13	■	
PEUGEOT (DF-PSA)									
2008 II (U_P24) 05.20-					Closed Off-Road Vehicle (Compact SUV-J Segment)				
230 THP		Gasolina	FWD	1199	100	136	05.20-	■	
EV		Eléctrico	FWD		120	163	05.20-	■	
206 12.05-02.09					Hatchback (Supermini car-B Segment)				
1.6		Gasolina	FWD	1587	78	105	12.05-	■	
207 11.08-12.14					Hatchback (Supermini car-B Segment)				
1.6		Gasolina	FWD	1587	78	106	11.08-	■	
207 CROSS 11.12-12.14					Hatchback (Supermini car-B Segment)				
1.6 (NGA (TU5JP4))		Gasolina	FWD	1587	78	106	11.12-12.14	■	
301 11.13-					Saloon (Compact car-C Segment)				
1.6		Gasolina	FWD	1587	75	102	10.14-	■	
1.6		Gasolina	FWD	1587	86	117	11.13-	■	
VAUXHALL									
CORSA Mk V (F) 07.19-					Hatchback (Supermini car-B Segment)				
1.2 (F 12 XEL (EB2FAD))	discØ 266	Gasolina	FWD	1199	55	75	07.19-	■	
1.2 (F 12 XHL (EB2ADTD))	discØ 266	Gasolina	FWD	1199	74	101	07.19-	■	
1.2	discØ 266	Gasolina	FWD	1199	96	131	11.20-	■	
1.2 Turbo Hybrid		Gasol./el éc.	FWD	1199	74	101	10.24-	■	
1.2 Turbo Hybrid (68)		Gasol./el éc.	FWD	1199	100	136	01.24-	■	
CORSA-e (ZKX (ZK01))	discØ 266	Eléctrico	FWD		100	136	07.19-	■	
1.5 (D 15 DT (DV5RD))	discØ 266	Diesel	FWD	1499	75	102	07.19-	■	

LISTA DE APLICACIONES - BUYERS GUIDE

CROSSLAND X (P17) 03.17-							SUV (Subcompact SUV-B Segment)			
1.2 (75) (B 12 XE (EB2F))	Rim 14, discØ 266, Eq.V_ RP0 JAC, POC JAC, Syst. 14"	Gasolina	FWD	1199	61	83	03.17-	■		
1.2 (75) (D 12 XE (EB2FA))	Rim 14, discØ 266, Eq.V_ RP0 JAC, POC JAC, Syst. 14"	Gasolina	FWD	1199	61	83	03.17-	■		
1.2 (75) (B 12 XHL (EB2DT))	Rim 14, Eq.V_ RP0 JAC, POC JAC, discØ 266, Syst. 14"	Gasolina	FWD	1199	81	110	03.17-	■		
1.2 (75) (B 12 XHT (EB2DTS))	Rim 14, Eq.V_ RP0 JAC, POC JAC, discØ 266, Syst. 14"	Gasolina	FWD	1199	81	110	03.17-	■		
1.2 (75) (D 12 XHL (EB2ADT))	Rim 14, Eq.V_ RP0 JAC, POC JAC, discØ 266, Syst. 14"	Gasolina	FWD	1199	81	110	03.17-	■		
1.2 (75) (B 12 XHT (EB2DTS))	Rim 14, Eq.V_ RP0 JAC, POC JAC, discØ 266, Syst. 14"	Gasolina	FWD	1199	96	131	03.17-	■		
1.2 (75) (D 12 XHT (EB2ADTS))	Rim 14, Eq.V_ RP0 JAC, POC JAC, discØ 266, Syst. 14"	Gasolina	FWD	1199	96	131	03.17-	■		
1.2 (75) (F 12 XHT (EB2ADTS))	Rim 14, Eq.V_ RP0 JAC, POC JAC, discØ 266, Syst. 14"	Gasolina	FWD	1199	96	131	03.17-	■		
1.2 LPG (75)	Rim 14, Eq.V_ RP0 JAC	Gasol./Gas (LPG)	FWD	1199	55	75	03.17-	■		
1.5 Turbo D (75) (D 15 DT (DV5RD))	POC JAC, Rim 14, discØ 266, Syst. 14"	Diesel	FWD	1499	75	102	06.18-	■		
1.5 Turbo D ((75))		Diesel	FWD	1499	81	110	10.20-	■		
1.5 Turbo D (75) (D 15 DTH (DV5RC))	POC JAC, discØ 266, Syst. 14"	Diesel	FWD	1499	88	120	08.18-	■		
1.6 Turbo D(75) (B 16 DT (DV6FD))	Rim 14, Eq.V_ RP0 JAC, POC JAC, discØ 266, Syst. 14"	Diesel	FWD	1560	73	99	03.17-05.18	■		
1.6 Turbo D(75)	Rim 14, Eq.V_ RP0 JAC	Diesel	FWD	1560	85	116	06.17-	■		
1.6 Turbo D(75) (B 16 DTH (DV6FC))	Rim 14, Eq.V_ RP0 JAC, POC JAC, discØ 266, Syst. 14"	Diesel	FWD	1560	88	120	03.17-05.18	■		
ZOTYE										
2008 / 5008 01.06-							SUV (Compact SUV-J Segment)			
1.3	discØ 266	Gasolina	RWD	1299	69	94	01.07-12.10	■		
1.5	discØ 266	Gasolina	RWD	1488	78	106	01.07-12.11	■		
1.6 (XS6400)	discØ 266	Gasolina	RWD	1584	74	101	01.06-05.15	■		