

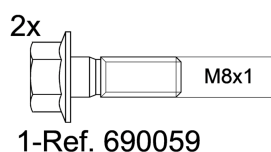
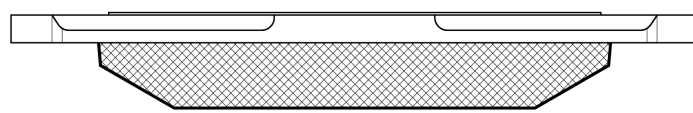
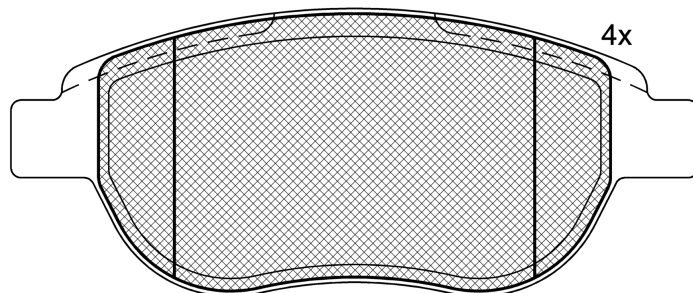
LISTA DE APLICACIONES - BUYERS GUIDE

181429-400



Qty: 300 Weight: 1.600

O.E.M.	MAKE
4252.22	PEUGEOT
86 60 004 647	RENAULT
86 71 016 558	RENAULT



181429-400



136.8x57.2x19

VVA
23600
MAKE
CITROËN
CITROËN (DF-PSA)
PEUGEOT
PEUGEOT (DF-PSA)



Trac.	CC	Kw	CV		
					Front / Rear

CITROËN

BERLINGO / BERLINGO FIRST (M_) 07.96-12.11						Box Body/MPV (LCVs-N1 Segment)		
1.6 16V (NFU (TU5JP4))		Gasolina	FWD	1587	81	110	08.05-12.07	■
1.6 HDI 90 (MB9HX, MC9HX) (9HX (DV6ATED4))		Diesel	FWD	1560	66	90	07.05-12.11	■
BERLINGO / BERLINGO FIRST (MF_, GJK_, GFK_) 07.96-12.11						MPV (Large MPV-M1 Segment)		
1.6 HDI 90 (MF9HX) (9HX (DV6ATED4))		Diesel	FWD	1560	66	90	07.05-05.08	■
1.9 D (MFWJZ) (WJY (DW8B))		Diesel	FWD	1868	51	70	07.98-10.05	■
1.9 D (MFWJZ) (WJZ (DW8))		Diesel	FWD	1868	51	70	07.98-10.05	■
2.0 HDI 90 (MFRHY) (RHY (DW10TD))		Diesel	FWD	1997	66	90	12.99-10.05	■
C3 (FC_, FN_) 02.02-						Hatchback (Supermini car-B Segment)		
1.6 16V (NFU (TU5JP4))	-12/09	Gasolina	FWD	1587	80	109	02.02-08.10	■
1.6 16V (NFU (TU5JP4))		Gasolina	FWD	1587	81	110	05.03-09.05	■
1.6 16V HDi (9HZ (DV6TED4))	-12/09	Diesel	FWD	1560	80	109	09.05-12.09	■
C4 (LA_) 11.04-12.13						Coupe (Compact car-C Segment)		
1.4 16V (KFU (ET3J4))		Gasolina	FWD	1360	65	88	11.04-07.11	■
1.6 16V (NFU (TU5JP4))	-12/10	Gasolina	FWD	1587	80	109	11.04-07.11	■
1.6 VTI 120 (5FW (EP6))	-12/10	Gasolina	FWD	1598	88	120	07.08-07.11	■
1.6 THP (5FT (EP6DT))		Gasolina	FWD	1598	103	140	06.08-07.11	■
1.6 THP 150 (5FX (EP6DT))	-12/10	Gasolina	FWD	1598	110	150	07.08-07.11	■
2.0 16V (RFN (EW10J4))		Gasolina	FWD	1997	100	136	11.04-07.07	■
2.0 VTR (RFJ (EW10A))		Gasolina	FWD	1997	103	140	10.06-12.07	■
1.6 HDi (9HX (DV6ATED4))		Diesel	FWD	1560	66	90	11.04-07.11	■
1.6 HDi (9HY (DV6TED4))	-12/10	Diesel	FWD	1560	80	109	11.04-07.11	■

LISTA DE APLICACIONES - BUYERS GUIDE

1.6 HDi (9HZ (DV6TED4))	-12/10	Diesel	FWD	1560	80	109	11.04-07.11	■	
C4 (LC_) 11.04-12.14					Hatchback (Compact car-C Segment)				
1.4 16V (KFU (ET3J4))		Gasolina	FWD	1360	65	88	11.04-07.11	■	
1.6 16V (NFU (TU5JP4))	-12/10	Gasolina	FWD	1587	80	109	11.04-07.11	■	
1.6 VTI 120 (5FW (EP6))	-12/10	Gasolina	FWD	1598	88	120	07.08-07.11	■	
1.6 THP 140 (5FT (EP6DT))	-12/10	Gasolina	FWD	1598	103	140	07.08-07.11	■	
1.6 THP 150 (5FX (EP6DT))	-12/10	Gasolina	FWD	1598	110	150	07.08-07.11	■	
2.0 16V (RFN (EW10J4))		Gasolina	FWD	1997	100	136	11.04-07.07	■	
2.0 16V (RFJ (EW10A))		Gasolina	FWD	1997	103	140	11.04-07.11	■	
2.0 16V (RFJ (EW10A))		Gasolina	FWD	1997	105	143	09.06-07.09	■	
1.6 16V Bio-Flex (NFU (TU5JP4))		Gasol./Etanol	FWD	1587	80	109	09.07-07.08	■	
1.6 Flex		Gasol./Etanol	FWD	1587	81	110	02.09-07.11	■	
1.6 HDi (9HX (DV6ATED4))		Diesel	FWD	1560	66	90	11.04-07.11	■	
1.6 HDi (9HY (DV6TED4))		Diesel	FWD	1560	80	109	11.04-07.11	■	
1.6 HDi (9HZ (DV6TED4))		Diesel	FWD	1560	80	109	11.04-07.11	■	
2.0 HDi (RHZ (DW10ATED))		Diesel	FWD	1997	81	110	04.07-07.08	■	
C4 / C4 PALLAS 07.06-					Saloon (Compact car-C Segment)				
1.6 16V (NFU (TU5JP4))	-12/10	Gasolina	FWD	1587	80	109	07.06-07.11	■	
2.0 16V (RFJ (EW10A))	-12/10	Gasolina	FWD	1997	103	140	07.06-07.11	■	
1.6 HDi (9HY (DV6TED4))	-12/10	Diesel	FWD	1560	80	109	07.06-07.11	■	
1.6 HDi (9HZ (DV6TED4))	-12/10	Diesel	FWD	1560	80	109	07.06-07.11	■	
C4 Grand Picasso (UA_) 10.06-					MPV (Large MPV-M1 Segment)				
1.8 i 16V (6FY (EW7A))	01/07-	Gasolina	FWD	1749	92	125	10.06-12.10	■	
1.6 HDi (9HY (DV6TED4))	01/07-	Diesel	FWD	1560	80	109	10.06-06.11	■	
1.6 HDi (9HZ (DV6TED4))	01/07-	Diesel	FWD	1560	80	109	10.06-06.11	■	
C4 Picasso (UD_) 10.06-12.15					MPV (Compact MPV-M1 Segment)				
1.8 i 16V (6FY (EW7A))		Gasolina	FWD	1749	92	125	02.07-12.11	■	
1.8 Bifuel (6FY (EW7A))		Gasol./Etanol	FWD	1749	92	125	01.09-10.12	■	
1.6 HDi (9HY (DV6TED4))		Diesel	FWD	1560	80	109	02.07-08.13	■	
1.6 HDi (9HZ (DV6TED4))		Diesel	FWD	1560	80	109	02.07-08.13	■	
1.6 HDi 110 (9HR (DV6C))		Diesel	FWD	1560	82	112	09.10-08.13	■	
XSARA (N0) 01.98-04.05					Coupe (Compact car-C Segment)				
2.0 16V (RFN (EW10J4))	01/01-	Gasolina	FWD	1997	100	136	09.00-03.05	■	
2.0 i 16V (RFS (XU10J4RS))	01/01-	Gasolina	FWD	1998	120	163	02.98-03.05	■	
2.0 HDi 109 (RHZ (DW10ATED))		Diesel	FWD	1997	80	109	05.01-03.05	■	
XSARA (N2) 10.97-03.10					Estate (Compact car-C Segment)				
2.0 16V (RFN (EW10J4))	01/01-	Gasolina	FWD	1997	100	136	09.00-08.05	■	
2.0 HDi 109 (RHZ (DW10ATED))		Diesel	FWD	1997	80	109	05.01-08.05	■	
XSARA (N1) 04.97-12.05					Hatchback (Compact car-C Segment)				
2.0 16V (RFN (EW10J4))	01/01-	Gasolina	FWD	1997	100	136	09.00-03.05	■	
2.0 16V		Gasolina	FWD	1998	120	163	04.97-09.00	■	
2.0 HDi 109 (RHZ (DW10ATED))		Diesel	FWD	1997	80	109	05.01-03.05	■	
XSARA PICASSO (N68) 09.99-06.12					MPV (Compact MPV-M1 Segment)				
1.6 (NFZ (TU5JP))		Gasolina	FWD	1587	65	88	12.99-09.01	■	
1.6 (NFZ (TU5JP))		Gasolina	FWD	1587	67	91	06.02-08.05	■	
1.6 (NFV (TU5JP))		Gasolina	FWD	1587	70	95	12.99-12.10	■	
1.6 Chrono (NFV (TU5JP))		Gasolina	FWD	1587	74	101	04.01-10.04	■	

LISTA DE APLICACIONES - BUYERS GUIDE

1.6 16V (NFU (TU5JP4))		Gasolina	FWD	1587	80	109	09.05-12.11	■
1.6 16V (NFU (TU5JP4))		Gasolina	FWD	1587	81	110	06.05-09.06	■
1.8 16V (6FZ (EW7J4))	01/01-	Gasolina	FWD	1749	85	115	02.00-08.05	■
1.8 SX		Gasolina	FWD	1761	76	103	06.00-08.05	■
2.0 16V (RFN (EW10J4))		Gasolina	FWD	1997	100	136	01.03-06.12	■
2.0 16V (RFN (EW10J4))		Gasolina	FWD	1997	101	138	12.99-11.11	■
1.6 16V LPG		Gasol./Gas (LPG)	FWD	1587	80	109	06.04-12.10	■
1.6 HDi (9HX (DV6ATED4))		Diesel	FWD	1560	66	90	09.05-12.11	■
1.6 HDi (9HY (DV6TED4))		Diesel	FWD	1560	80	109	05.04-12.11	■
1.6 HDi (9HZ (DV6TED4))		Diesel	FWD	1560	80	109	05.04-12.11	■
2.0 HDi (RHY (DW10TD))	01/01-	Diesel	FWD	1997	66	90	12.99-12.11	■
CITROËN (DF-PSA)								
XSARA 05.03-12.05						Saloon (Compact MPV-M1 Segment)		
2.0		Gasolina	FWD	1997	97	130	05.03-12.05	■
PEUGEOT								
1007 (KM_) 04.05-						Hatchback (Mini MPV-M1 Segment)		
1.6 HDi (9HZ (DV6TED4))		Diesel	FWD	1560	80	109	06.07-	■
206 (2A/C) 08.98-						Hatchback (Supermini car-B Segment)		
2.0 RC (RFK (EW10J4S))		Gasolina	FWD	1997	130	177	07.03-12.07	■
207 (WA_, WC_) 04.06-						Hatchback Van (LCVs-N1 Segment)		
1.6 VTi (5FW (EP6))		Gasolina	FWD	1598	88	120	03.07-12.12	■
1.6 HDi (9HX (DV6ATED4))	discØ 283	Diesel	FWD	1560	66	90	04.07-10.12	■
1.6 HDi (9HZ (DV6TED4))		Diesel	FWD	1560	80	109	04.06-12.12	■
207 (WA_, WC_) 02.06-						Hatchback (Supermini car-B Segment)		
1.4 16V (8FS (EP3))		Gasolina	FWD	1397	70	95	06.07-10.13	■
1.4 16V (EP3)		Gasolina	FWD	1397	70	95	06.07-10.13	■
1.4 16V (EP3C)		Gasolina	FWD	1397	70	95	06.07-10.13	■
1.4 16V (8FR (EP3))		Gasolina	FWD	1397	72	98	10.09-12.12	■
1.6 16V (NFU (TU5JP4))		Gasolina	FWD	1587	80	109	02.06-10.13	■
1.6 16V VTi (EP6)		Gasolina	FWD	1598	81	110	09.08-12.12	■
1.6 16V VTi (5FS (EP6C))		Gasolina	FWD	1598	88	120	02.07-12.12	■
1.6 16V VTi (5FW (EP6))		Gasolina	FWD	1598	88	120	02.07-12.12	■
1.6 16V VTi (EP6)		Gasolina	FWD	1598	88	120	02.07-12.12	■
1.6 16V Turbo (5FX (EP6DT))		Gasolina	FWD	1598	110	150	02.06-10.13	■
1.6 16V Turbo (5FR (EP6DT))		Gasolina	FWD	1598	115	156	10.09-12.12	■
1.6 HDi (9HV (DV6TED4B))	discØ 283	Diesel	FWD	1560	66	90	02.06-10.13	■
1.6 HDi (9HV (DV6TED4BU))	discØ 283	Diesel	FWD	1560	66	90	02.06-10.13	■
1.6 HDi (9HX (DV6ATED4))	discØ 283	Diesel	FWD	1560	66	90	02.06-10.13	■
1.6 HDi (9HP (DV6DTED))	discØ 283	Diesel	FWD	1560	68	92	11.09-12.12	■
1.6 HDi (9HY (DV6TED4))		Diesel	FWD	1560	80	109	02.06-10.13	■
1.6 HDi (9HZ (DV6TED4))		Diesel	FWD	1560	80	109	02.06-10.13	■
1.6 HDi 110 (9HR (DV6C))		Diesel	FWD	1560	82	112	08.09-12.12	■
207 CC (WD_) 02.07-						Convertible (Supermini car-B Segment)		
1.6 16V (5FS (EP6C))		Gasolina	FWD	1598	88	120	02.07-10.13	■
1.6 16V (5FW (EP6))		Gasolina	FWD	1598	88	120	02.07-10.13	■
1.6 16V (EP6)		Gasolina	FWD	1598	88	120	02.07-10.13	■
1.6 16V Turbo (5FX (EP6DT))		Gasolina	FWD	1598	110	150	02.07-12.12	■
1.6 16V Turbo (5FR (EP6DT))		Gasolina	FWD	1598	115	156	10.09-12.13	■

LISTA DE APLICACIONES - BUYERS GUIDE

1.6 16V Turbo (5FV (EP6CDT))		Gasolina	FWD	1598	115	156	10.09-12.13	■
1.6 HDi (9HZ (DV6TED4))		Diesel	FWD	1560	80	109	02.07-01.15	■
1.6 HDi (9HR (DV6C))		Diesel	FWD	1560	82	112	08.09-10.13	■
207 SW (WK_) 08.07-12.12				Estate Van (Supermini car-B Segment)				
1.6 HDi (9HX (DV6ATED4))		Diesel	FWD	1560	66	90	08.07-12.12	■
1.6 HDi (9HZ (DV6TED4))		Diesel	FWD	1560	80	109	08.07-12.12	■
207 SW (WK_) 02.07-				Estate (Supermini car-B Segment)				
1.4 16V (8FS (EP3))		Gasolina	FWD	1397	70	95	06.07-10.13	■
1.4 16V (EP3)		Gasolina	FWD	1397	70	95	06.07-10.13	■
1.4 16V (EP3C)		Gasolina	FWD	1397	70	95	06.07-10.13	■
1.4 16V (8FR (EP3))		Gasolina	FWD	1397	72	98	11.09-12.12	■
1.6 16V (5FS (EP6C))		Gasolina	FWD	1598	88	120	06.07-10.13	■
1.6 16V (5FW (EP6))		Gasolina	FWD	1598	88	120	06.07-10.13	■
1.6 16V (EP6)		Gasolina	FWD	1598	88	120	06.07-10.13	■
1.6 16V Turbo (5FX (EP6DT))		Gasolina	FWD	1598	110	150	02.07-12.12	■
1.6 HDi (9HV (DV6TED4B))		Diesel	FWD	1560	66	90	06.07-12.12	■
1.6 HDi (9HV (DV6TED4BU))		Diesel	FWD	1560	66	90	06.07-12.12	■
1.6 HDi (9HP (DV6DTE))	discØ 283	Diesel	FWD	1560	68	92	11.09-12.13	■
1.6 HDi (9HZ (DV6TED4))		Diesel	FWD	1560	80	109	06.07-12.12	■
1.6 HDi (9HR (DV6C))		Diesel	FWD	1560	82	112	08.09-10.13	■
307 (3B) 03.03-06.09				Convertible (Compact car-C Segment)				
1.6 16V (NFU (TU5JP4))	-12/08	Gasolina	FWD	1587	80	110	03.03-04.09	■
2.0 16V (RFN (EW10J4))		Gasolina	FWD	1997	100	136	10.03-06.05	■
2.0 16V (RFJ (EW10A))	-12/08	Gasolina	FWD	1997	103	140	12.04-04.09	■
307 (3E) 03.02-				Estate (Compact car-C Segment)				
1.4 16V (KFU (ET3J4))		Gasolina	FWD	1360	65	88	11.03-07.07	■
1.6 16V (NFU (TU5JP4))		Gasolina	FWD	1587	80	109	03.02-04.08	■
2.0 (RFN (EW10J4))		Gasolina	FWD	1997	100	136	03.02-06.05	■
2.0 16V (RFJ (EW10A))		Gasolina	FWD	1997	103	140	03.05-04.08	■
1.6 BioFlex (NFU (TU5JP4))		Gasol./Etanol	FWD	1587	80	109	09.07-04.08	■
1.6 HDi (9HV (DV6TED4B))	01/06-	Diesel	FWD	1560	66	90	04.05-04.08	■
1.6 HDi (9HV (DV6TED4BU))	01/06-	Diesel	FWD	1560	66	90	04.05-04.08	■
1.6 HDi (9HX (DV6ATED4))	01/06-	Diesel	FWD	1560	66	90	04.05-04.08	■
1.6 HDi (9HX (DV6AUTED4))	01/06-	Diesel	FWD	1560	66	90	04.05-04.08	■
1.6 HDi 110 (9HY (DV6TED4))		Diesel	FWD	1560	80	109	02.04-04.08	■
1.6 HDi 110 (9HZ (DV6TED4))		Diesel	FWD	1560	80	109	02.04-04.08	■
2.0 HDI 90 (RHY (DW10TD))		Diesel	FWD	1997	66	90	03.02-04.08	■
2.0 HDI 110 (RHS (DW10ATED))	-12/08	Diesel	FWD	1997	79	107	03.02-12.09	■
307 (3A/C) 08.00-				Hatchback (Compact car-C Segment)				
1.4 16V (KFU (ET3J4))		Gasolina	FWD	1360	65	88	11.03-07.07	■
1.6 16V (NFU (TU5JP4))		Gasolina	FWD	1587	80	109	08.00-11.07	■
2.0 16V (RFN (EW10J4))	01/02-	Gasolina	FWD	1997	100	136	08.00-06.05	■
2.0 16V (RFJ (EW10A))		Gasolina	FWD	1997	103	140	03.05-11.07	■
1.6 BioFlex (NFU (TU5JP4))	-12/08	Gasol./Etanol	FWD	1587	80	109	09.07-04.09	■
1.6 Flex (N6A (TU5JP4))		Gasol./Etanol	FWD	1587	83	113	07.06-12.12	■
1.6 HDi (9HV (DV6TED4B))	01/06-	Diesel	FWD	1560	66	90	04.05-03.09	■
1.6 HDi (9HV (DV6TED4BU))	01/06-	Diesel	FWD	1560	66	90	04.05-03.09	■
1.6 HDi (9HX (DV6ATED4))	01/06-	Diesel	FWD	1560	66	90	04.05-03.09	■

LISTA DE APLICACIONES - BUYERS GUIDE

1.6 HDi 110 (9HY (DV6TED4))	-12/08	Diesel	FWD	1560	80	109	02.04-03.09	■
1.6 HDi 110 (9HZ (DV6TED4))	-12/08	Diesel	FWD	1560	80	109	02.04-03.09	■
2.0 HDi 90 (RHY (DW10TD))		Diesel	FWD	1997	66	90	08.00-03.07	■
2.0 HDi 110 (RHS (DW10ATED))		Diesel	FWD	1997	79	107	08.00-03.07	■
307 01.01-				Saloon (Compact car-C Segment)				
1.6	Manual Transmission, Automatic Transmiss., vehicles with ESP	Gasolina	FWD	1587	81	110	08.06-12.12	■
1.6 Flex	Manual Transmission, Automatic Transmiss., vehicles with ESP	Gasolina	FWD	1587	81	110	08.06-	■
1.6 Flex	Manual Transmission, Automatic Transmiss., vehicles with ESP	Gasolina	FWD	1587	83	113	08.06-	■
2.0	Manual Transmission, Automatic Transmiss., vehicles with ESP	Gasolina	FWD	1997	105	143	03.04-04.09	■
2.0 Flex	Manual Transmission, Automatic Transmiss., vehicles with ESP	Gasolina	FWD	1997	105	143	08.08-	■
2.0 Flex	Manual Transmission, Automatic Transmiss., vehicles with ESP	Gasolina	FWD	1997	111	151	12.07-	■
2.0 HDi	Manual Transmission, Automatic Transmiss., vehicles with ESP	Diesel	RWD	1997	66	90	09.06-10.10	■
2.0 HDi	Manual Transmission, Automatic Transmiss., vehicles with ESP	Diesel	FWD	1997	80	109	09.06-03.12	■
307 SW (3E_, 3H_) 04.02-12.09				Estate Van (Compact car-C Segment)				
1.6 HDi (9HX (DV6ATED4))		Diesel	FWD	1560	66	90	04.06-10.08	■
2.0 HDi (RHY (DW10TD))		Diesel	FWD	1997	66	90	04.03-04.08	■
2.0 HDi (RHZ (DW10ATED))		Diesel	FWD	1997	79	107	01.03-12.09	■
307 SW (3H) 03.02-				Estate (Compact car-C Segment)				
1.4 16V (KFU (ET3J4))		Gasolina	FWD	1360	65	88	11.03-07.07	■
1.6 16V (NFU (TU5JP4))		Gasolina	FWD	1587	80	109	03.02-04.08	■
2.0 16V (RFN (EW10J4))		Gasolina	FWD	1997	100	136	03.02-06.05	■
2.0 16V (RFJ (EW10A))		Gasolina	FWD	1997	103	140	03.05-04.08	■
1.6 BioFlex (NFU (TU5JP4))		Gasol./Etanol	FWD	1587	80	109	09.07-04.08	■
1.6 HDi 90 (9HV (DV6TED4B))		Diesel	FWD	1560	66	90	04.05-04.08	■
1.6 HDi 90 (9HV (DV6TED4BU))		Diesel	FWD	1560	66	90	04.05-04.08	■
1.6 HDi 90 (9HX (DV6ATED4))		Diesel	FWD	1560	66	90	04.05-04.08	■
1.6 HDi 90 (9HX (DV6AUTED4))		Diesel	FWD	1560	66	90	04.05-04.08	■
1.6 HDi 110 (9HY (DV6TED4))		Diesel	FWD	1560	80	109	11.03-12.07	■
1.6 HDi 110 (9HZ (DV6TED4))		Diesel	FWD	1560	80	109	11.03-12.07	■
2.0 HDi 90 (RHY (DW10TD))		Diesel	FWD	1997	66	90	03.02-04.08	■
2.0 HDi 110 (RHS (DW10ATED))	-12/08	Diesel	FWD	1997	79	107	03.02-12.09	■
PARTNER / GRAND RAID / RANCH (5_, G_) 05.96-12.15				MPV (Compact MPV-M1 Segment)				
1.6 16V (NFU (TU5JP4))		Gasolina	FWD	1587	80	109	07.01-03.08	■
PARTNER II ORIGIN (G_) 07.08-12.15				Box Body/MPV (LCVs-N1 Segment)				
1.6 (NFU (TU5JP4))		Gasolina	FWD	1587	81	110	09.11-12.15	■
PARTNER II ORIGIN (G_) 07.08-12.13				MPV (Compact MPV-M1 Segment)				
1.6 16V (NFU (TU5JP4))		Gasolina	FWD	1587	81	110	09.11-12.13	■
PEUGEOT (DF-PSA)								
307 08.04-12.14				Saloon (Compact car-C Segment)				
1.6		Gasolina	FWD	1587	78	105	08.04-	■

LISTA DE APLICACIONES - BUYERS GUIDE

2.0		Gasolina	FWD	1997	99	133	08.04-	■
2.0		Gasolina	FWD	1997	108	145	08.04-	■