

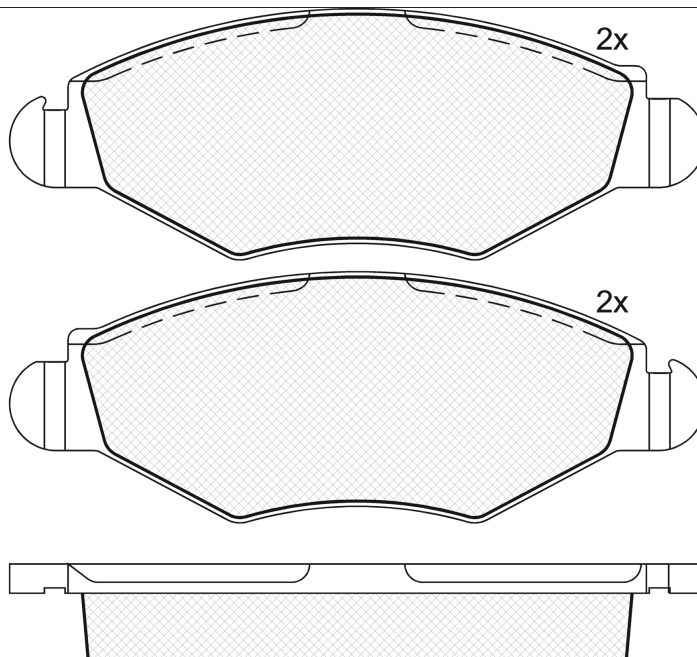
LISTA DE APLICACIONES - BUYERS GUIDE

181439-702

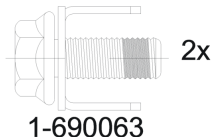


Qty: 300

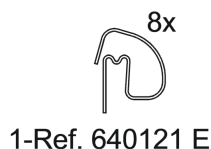
Weight: 1.245



181439-702



1-690063



1-Ref. 640121 E

181439-702



Bosch

131x47.3x18

WVA

23597

23598

FMSI

D1143-8254

D2056-9289

MAKE

CITROËN

CITROËN (DF-PSA)

NAZA

PEUGEOT

PEUGEOT (DF-PSA)



Trac.	CC	Kw	CV	
				Front / Rear

CITROËN

XSARA (N3_) 05.98-03.05

Hatchback Van (Compact car-C Segment)

1.4 (KFX (TU3JP))	vehicles without ABS	Gasolina	FWD	1360	55	75	05.98-10.04	■
1.4 LPG (KFX (TU3JP))	vehicles without ABS	Gasol./Gas (LPG)	FWD	1360	55	75	06.99-08.00	■
1.5 D (VJZ (TUD5))	vehicles without ABS	Diesel	FWD	1527	42	57	05.98-08.00	■

XSARA (N1) 04.97-12.05

Hatchback (Compact car-C Segment)

1.4 i (KFW (TU3JP))	vehicles without ABS	Gasolina	FWD	1360	55	75	04.97-03.05	■
1.4 i (KFX (TU3JP))	vehicles without ABS	Gasolina	FWD	1360	55	75	04.97-03.05	■
1.4 LPG (KFW (TU3JP))	vehicles without ABS	Gasol./Gas (LPG)	FWD	1360	55	75	05.98-08.00	■
1.5 D (VJZ (TUD5))	vehicles without ABS	Diesel	FWD	1527	42	57	04.97-09.00	■

CITROËN (DF-PSA)

C2 (T11) 10.06-12.14

Hatchback (Supermini car-B Segment)

1.4	Gasolina	FWD	1361	56	75	10.06-	■
-----	----------	-----	------	----	----	--------	---

C2 CROSS 10.12-12.14

Hatchback ()

1.4 (TU3AF)	Gasolina	FWD	1360	56	76	10.12-12.14	■
-------------	----------	-----	------	----	----	-------------	---

NAZA

206 BESTARI 10.05-03.11

Hatchback ()

1.4 (2AKFWE,2AKFWF) (TU3JP)	Eq.V_ PSA	Gasolina	FWD	1360	55	75	10.05-03.11	■
-----------------------------	-----------	----------	-----	------	----	----	-------------	---

PEUGEOT

206 04.99-03.09

Hatchback Van (LCVs-N1 Segment)

1.1 (HFZ (TU1JP))	Gasolina	FWD	1124	44	60	09.02-02.07	■
-------------------	----------	-----	------	----	----	-------------	---

LISTA DE APLICACIONES - BUYERS GUIDE

1.4 HDi (8HX (DV4TD))		Diesel	FWD	1398	50	68	09.01-03.09	■
1.4 HDi (8HZ (DV4TD))		Diesel	FWD	1398	50	68	09.01-03.09	■
1.9 D (WJY (DW8B))		Diesel	FWD	1868	51	69	04.99-05.07	■
1.9 D (WJZ (DW8))		Diesel	FWD	1868	51	69	04.99-05.07	■
206 (2A/C) 08.98-					Hatchback (Supermini car-B Segment)			
1.0	-12/06	Gasolina	FWD	999	45	61	09.02-02.07	■
1.0 (D4D)		Gasolina	FWD	999	52	71	06.01-12.05	■
1.1 (HFX (TU1JP))		Gasolina	FWD	1124	40	54	08.98-07.00	■
1.1 i (HFX (TU1JP))	01/00-	Gasolina	FWD	1124	44	60	09.98-02.07	■
1.1 i (HFZ (TU1JP))	01/00-	Gasolina	FWD	1124	44	60	09.98-02.07	■
1.4 i (KFW (TU3A))	01/00-	Gasolina	FWD	1360	55	75	09.98-12.12	■
1.4 i (KFW (TU3JP))	01/00-	Gasolina	FWD	1360	55	75	09.98-12.12	■
1.4 i (KFX (TU3JP))	01/00-	Gasolina	FWD	1360	55	75	09.98-12.12	■
1.4 16V (KFU (ET3J4))	-12/06	Gasolina	FWD	1360	65	88	10.03-02.08	■
1.6 i (NFZ (TU5JP))	01/00-	Gasolina	FWD	1587	65	89	09.98-12.00	■
1.6 8V (NFZ (TU5JP))		Gasolina	FWD	1587	66	90	05.99-10.03	■
1.4 LPG (KFV (TU3JP))		Gasol./Gas (LPG)	FWD	1360	55	75	05.06-09.07	■
1.4 CNG (KFW (TU3A))		Gasol./Gas (CNG)	FWD	1360	55	75	05.06-09.07	■
1.4 Flex		Gasol./Etanol	FWD	1360	60	82	01.06-11.09	■
1.0	-12/06	Gasol./eléc.	FWD	999	48	65	09.02-02.07	■
1.4 HDi eco 70 (8HX (DV4TD))	-12/06	Diesel	FWD	1398	50	68	09.01-04.09	■
1.4 HDi eco 70 (8HZ (DV4TD))	-12/06	Diesel	FWD	1398	50	68	09.01-04.09	■
1.4 HDi (8HX (DV4TD))		Diesel	FWD	1398	51	69	09.02-02.07	■
1.9 D (WJY (DW8B))	01/00-	Diesel	FWD	1868	51	69	09.98-11.01	■
1.9 D (WJZ (DW8))	01/00-	Diesel	FWD	1868	51	69	09.98-11.01	■
206 03.07-					Saloon (Supermini car-B Segment)			
1.4 (KFV (TU3A))		Gasolina	FWD	1360	55	75	03.07-	■
1.4 (KFW (TU3JP))		Gasolina	FWD	1360	55	75	03.07-	■
1.4 HDi eco 70 (8HZ (DV4TD))		Diesel	FWD	1398	50	68	09.08-	■
206 SW (2E/K) 07.02-					Estate (Supermini car-B Segment)			
1.1 (HFX (TU1JP))	-12/06	Gasolina	FWD	1124	44	60	07.02-02.07	■
1.4 (KFV (TU3A))	-12/06	Gasolina	FWD	1360	55	75	07.02-02.07	■
1.4 (KFW (TU3JP))	-12/06	Gasolina	FWD	1360	55	75	07.02-02.07	■
1.4 16V (KFU (ET3J4))	-12/06	Gasolina	FWD	1360	65	88	10.03-	■
1.4 LPG (KFW (TU3JP))		Gasol./Gas (LPG)	FWD	1360	55	75	07.02-02.07	■
1.4 HDi (8HX (DV4TD))	-12/06	Diesel	FWD	1398	50	68	07.02-02.07	■
206+ (2L_, 2M_) 01.09-					Hatchback (Supermini car-B Segment)			
1.1 (HFX (TU1A))		Gasolina	FWD	1124	44	60	01.09-06.13	■
1.4 i (KFT (TU3AE5))		Gasolina	FWD	1360	54	73	09.10-06.13	■
1.4 i (2LKFWA, 2MKFWA) (KFW (TU3A))		Gasolina	FWD	1360	55	75	01.09-08.13	■
1.1 LPG (HFX (TU1A))		Gasol./Gas (LPG)	FWD	1124	44	60	04.09-06.13	■
1.1 LPG (HFX (TU1JP))		Gasol./Gas (LPG)	FWD	1124	44	60	04.09-06.13	■
1.4 HDi eco 70 (8HR (DV4C))		Diesel	FWD	1398	50	68	01.09-06.13	■
1.4 HDi eco 70 (8HZ (DV4TD))		Diesel	FWD	1398	50	68	01.09-06.13	■

LISTA DE APLICACIONES - BUYERS GUIDE

306 (7A, 7C, N3, N5) 01.93-10.03					Hatchback (Compact car-C Segment)			
1.4 (KDX (TU3MC))		Gasolina	FWD	1360	55	75	04.93-07.01	■
1.4 (KFW (TU3JP))		Gasolina	FWD	1360	55	75	04.93-07.01	■
1.4 (KFX (TU3JP))		Gasolina	FWD	1360	55	75	04.93-07.01	■
306 (7B, N3, N5) 04.93-10.03					Saloon (Compact car-C Segment)			
1.4 SL (KDX (TU3MC))		Gasolina	FWD	1360	55	75	06.94-05.01	■
1.4 SL (KFW (TU3JP))		Gasolina	FWD	1360	55	75	06.94-05.01	■
1.4 SL (KFX (TU3JP))		Gasolina	FWD	1360	55	75	06.94-05.01	■
HOGGAR 05.10-					Pickup (Pick-Up Truck)			
1.4 Flex	discØ 247	Gasolina	FWD	1361	60	82	05.10-	■
1.6 (NFU (TU5JP4))	discØ 247	Gasolina	FWD	1587	78	106	05.10-	■
1.6 Flexfuel	discØ 247	Gasolina	FWD	1587	81	110	05.10-	■
1.6 Flex	discØ 247	Gasolina	FWD	1587	83	113	05.10-	■
PEUGEOT (DF-PSA)								
206 12.05-02.09					Hatchback (Supermini car-B Segment)			
1.4		Gasolina	FWD	1361	56	75	12.05-	■
207 11.08-12.14					Hatchback (Supermini car-B Segment)			
1.4		Gasolina	FWD	1361	56	76	11.08-	■
207 11.08-12.14					Saloon (Supermini car-B Segment)			
1.4		Gasolina	FWD	1361	56	76	11.08-	■
1.6		Gasolina	FWD	1587	78	106	11.08-	■
207 CROSS 11.12-12.14					Hatchback (Supermini car-B Segment)			
1.4 (TU3AF)		Gasolina	FWD	1360	56	76	11.12-12.14	■