

LISTA DE APLICACIONES - BUYERS GUIDE

181632

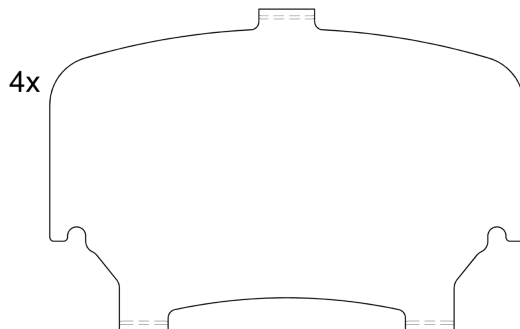
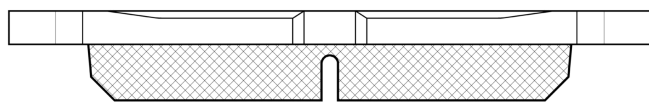
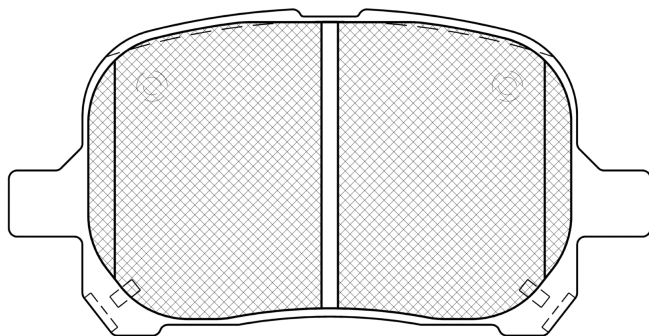


8 424073 089380

Qty: 300

Weight: 1.435

O.E.M.	MAKE
04465-20550	LEXUS
04465-28400	TOYOTA
04465-33120	TOYOTA
04465-33121	TOYOTA
04465-33130	LEXUS
04465-33150	TOYOTA
04465-33180	TOYOTA
04465-33230	TOYOTA
04465-33290	TOYOTA
04465-48010	TOYOTA
04465-48060	LEXUS
04465-YZZCL	TOYOTA



Ref. 651000

181632



90R-02A111/0156



Akebono

116.9x59.4x17

WVA	FMSI
23513	D707-7581
MAKE	
DAIHATSU	
LEXUS	
TOYOTA	



Trac.	CC	Kw	CV	
				Front / Rear

DAIHATSU

ALTIS 10.96-07.01

Hatchback (Executive car-E Segment)

2.2	Gasolina	FWD	2164	103	140	10.96-07.01	■
-----	----------	-----	------	-----	-----	-------------	---

ALTIS 10.96-07.01

Saloon (Executive car-E Segment)

2.2 SL	Gasolina	FWD	2164	103	140	10.96-07.01	■
2.2 SL	Gasolina	FWD	2164	103	140	10.96-07.01	■

LEXUS

ES I-II (VCV10_, VZV21_) 09.89-12.97

Saloon (Executive car-E Segment)

300 (VCV10_, VCV10R) (3VZ-FE)	01/96-	Gasolina	FWD	2959	138	188	09.91-12.97	■
-------------------------------	--------	----------	-----	------	-----	-----	-------------	---

ES III-IV (MCV_, VZV_) 08.96-06.08

Saloon (Executive car-E Segment)

3.0 (MCV30_, MCV20_, MCV20R) (1MZ-FE)	veh.right direction	Gasolina	FWD	2995	140	190	10.96-07.01	■
---------------------------------------	---------------------	----------	-----	------	-----	-----	-------------	---

RX (MCU15) 01.98-05.03

SUV (Compact SUV-J Segment)

300 (MCU10_, MCU10R) (1MZ-FE)	Gasolina	FWD	2995	148	201	01.98-02.03	■
300 (MCU10_) (1MZ-FE)	Gasolina	FWD	2995	164	223	10.99-02.03	■
300 AWD (MCU15_) (1MZ-FE)	Gasolina	4WD	2995	164	223	01.98-02.03	■

TOYOTA

AVALON (_X1_) 09.94-03.06

Saloon (Luxury car-F Segment)

3.0 (MCX10_, MCX10R) (1MZ-FE)	01/98-	Gasolina	FWD	2995	140	190	03.95-05.05	■
3.0 (MCX10_) (1MZ-FE)	01/98-	Gasolina	FWD	2995	143	194	09.94-12.99	■
3.0 (MCX10_) (1MZ-FE)	01/98-	Gasolina	FWD	2995	150	204	09.96-12.99	■

AVALON II / PRONARD (_X2_) 08.99-06.05

Saloon (Luxury car-F Segment)

2.4	Gasolina	FWD	2362	112	152	08.01-04.05	■
-----	----------	-----	------	-----	-----	-------------	---

LISTA DE APLICACIONES - BUYERS GUIDE

3.0 (MCX10R)		Gasolina	FWD	2995	137	186	08.01-06.05	■
3.0 (MCX10R) (1MZ-FE)		Gasolina	FWD	2995	145	197	04.00-06.05	■
3.0 (MCX20) (1MZ-FE)		Gasolina	FWD	2995	157	214	09.99-12.04	■
CAMRY (_V2_) 08.96-09.02					Estate (Executive car-E Segment)			
2.5 (MCV21_, MCV21W) (2MZ-FE)	01/00-	Gasolina	FWD	2497	147	200	08.96-07.01	■
CAMRY (_V2_) 08.96-02.04					Saloon (Executive car-E Segment)			
2.2 (SXV20) (5S-FE)		Gasolina	FWD	2164	93	126	08.97-09.02	■
2.5 (MCV21)	01/00-	Gasolina	FWD	2497	147	200	08.96-07.01	■
3.0 (VDV10)	01/00-	Gasolina	FWD	2959	140	190	08.96-07.01	■
3.0 V6 (MCV20_, MCV20R) (1MZ-FE)	01/00-	Gasolina	FWD	2995	135	184	08.96-11.01	■
3.0 24V (MCV20_, MCV20, MCV10) (1MZ-FE)	01/00-	Gasolina	FWD	2995	140	190	08.96-11.01	■
GAIA (_M1_) 05.98-08.04					MPV (Large MPV-M1 Segment)			
2.0 VVTi 4WD (SXM15) (3S-FE)		Gasolina	4WD	1998	99	135	05.98-07.02	■
2.0 VVTi (ACM10) (1AZ-FSE)		Gasolina	FWD	1998	112	152	04.01-08.04	■
2.0 VVTi 4WD (ACM15) (1AZ-FSE)		Gasolina	4WD	1998	112	152	08.02-08.04	■
2.2 TD (CXM10) (3C-TE)		Diesel	FWD	2184	69	94	05.98-08.04	■
HARRIER (_U1_) 05.97-02.03					SUV ()			
2.2 (SXU10) (5S-FE)		Gasolina	FWD	2164	103	140	05.97-02.03	■
2.2 4WD (SXU15) (5S-FE)		Gasolina	4WD	2164	103	140	05.97-01.03	■
2.4 (ACU10) (2AZ-FE)		Gasolina	FWD	2362	118	160	06.00-01.03	■
2.4 4WD (ACU15) (2AZ-FE)		Gasolina	4WD	2362	118	160	06.00-01.03	■
3.0 (MCU10) (1MZ-FE)		Gasolina	FWD	2995	164	223	03.98-01.03	■
3.0 4WD (MCU15) (1MZ-FE)		Gasolina	4WD	2995	164	223	03.98-01.03	■
NADIA (SXN1_) 04.98-08.03					MPV (Compact MPV-M1 Segment)			
2.0 (SXN10_, SXN10, SXN10H) (3S-FE)		Gasolina	FWD	1998	100	136	04.98-08.03	■
2.0 (SXN10_, SXN10, SXN10H) (3S-FE)		Gasolina	FWD	1998	107	145	04.98-08.03	■
2.0 (SXN10_, SXN10, SXN10H) (3S-FSE)		Gasolina	FWD	1998	107	145	04.98-08.03	■
2.0 4WD (SXN15_, SXN15, SXN15H) (3S-FE)		Gasolina	4WD	1998	107	145	04.98-08.03	■
PREVIA II / ESTIMA / TARAGO (_R3_) 02.00-02.06					MPV (Large MPV-M1 Segment)			
2.4 (ACR30) (2AZ-FE)		Gasolina	FWD	2362	125	170	02.00-01.06	■
2.4 4WD (ACR30) (2AZ-FE)		Gasolina	4WD	2362	125	170	02.00-01.06	■
2.4 16V	01/03-	Gasolina	FWD	2395	115	156	02.00-	■
3.0 (MCR30W) (1MZ-FE)		Gasolina	FWD	2995	162	220	08.00-12.05	■
3.0 4WD (MCR40W) (1MZ-FE)		Gasolina	4WD	2995	162	220	02.00-12.05	■
SOLARA (_V2_) 03.98-12.03					Convertible (Executive car-E Segment)			
3.0 (MCV20_, MCV20R) (1MZ-FE)	-12/00	Gasolina	FWD	2995	140	190	02.00-11.02	■
SOLARA (_V2_) 06.98-12.03					Coupe (Executive car-E Segment)			
3.0 (MCV20) (1MZ-FE)	-12/00	Gasolina	FWD	2995	140	190	06.98-06.01	■
VISTA V (_V5_) 06.98-08.03					Saloon (Executive car-E Segment)			
2.5	01/00-	Gasolina	FWD	2497	147	200	06.98-08.02	■
3.0	01/00-	Gasolina	FWD	2995	140	190	06.98-08.02	■
WINDOM III (_V2_) 10.96-07.01					Saloon (Executive car-E Segment)			
2.2		Gasolina	FWD	2164	96	131	10.96-07.01	■
2.5 (MCV21) (2MZ-FE)		Gasolina	FWD	2496	147	200	10.96-07.01	■
3.0 (MCV20) (1MZ-FE)		Gasolina	FWD	2995	155	211	10.96-07.01	■
2.2 TD		Diesel	RWD	2184	74	101	10.96-07.01	■