


# LISTA DE APLICACIONES - BUYERS GUIDE

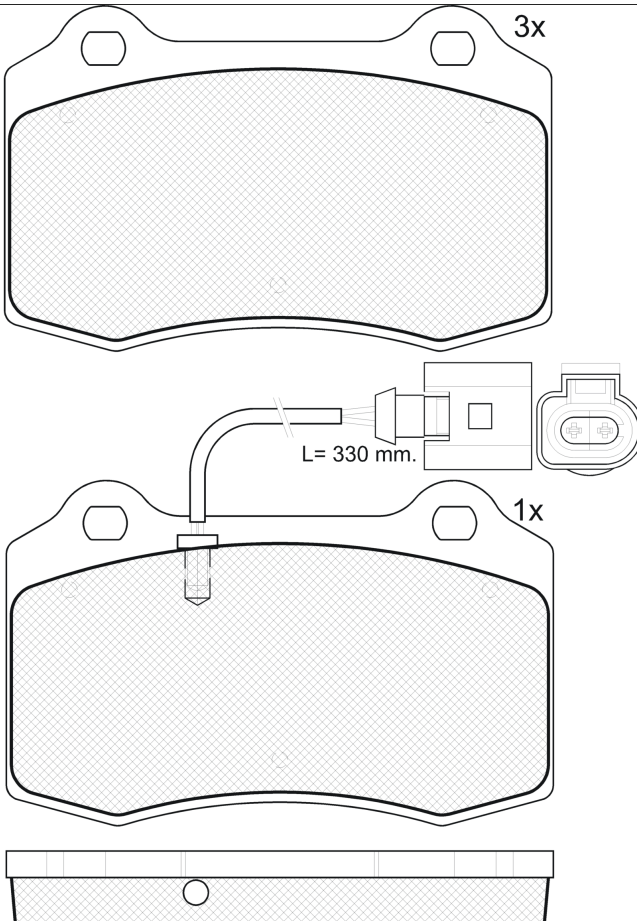
**181636**



8 424073 089465

Qty: 300 Weight: 1.551

O.E.M.	MAKE
1ML 698 151	SEAT




3x

1x

L= 330 mm.

**181636**

**E 9 90R-01111/1062**



Brembo

109.7x69.2x14.7

WVA
21381
24143

MAKE
FERRARI
SEAT



Trac.	CC	Kw	CV
-------	----	----	----



## FERRARI

### 360 (F131) 03.99-03.05

### Coupe (Sports car-S Segment)

3.6 Modena (F 131 B40)	Gasolina	RWD	3586	294	400	03.99-03.05	■
3.6 Challenge (F 131 B44)	Gasolina	RWD	3586	305	415	05.01-03.05	■
3.6 Challenge Stradale	Gasolina	RWD	3586	313	425	05.03-03.05	■
3.6 Modena (F 131 B44)	Gasolina	RWD	3586	316	430	01.02-03.05	■

### 360 Spider (F131) 02.00-08.05

### Convertible (Sports car-S Segment)

3.6 (F 131 B40)	Gasolina	RWD	3586	294	400	02.00-08.05	■
-----------------	----------	-----	------	-----	-----	-------------	---

## SEAT

### IBIZA II (6K1) 03.93-05.02

### Hatchback (Supermini car-B Segment)

1.8 T 20V Cupra R (AYP)	Gasolina	FWD	1781	132	180	07.00-02.02	■
-------------------------	----------	-----	------	-----	-----	-------------	---

### IBIZA III (6L1) 02.02-11.09

### Hatchback (Supermini car-B Segment)

1.8 T FR (BJX)	Gasolina	FWD	1781	110	150	12.03-05.08	■
1.8 T FR (BKV)	Gasolina	FWD	1781	110	150	12.03-05.08	■
1.8 T Cupra R (BBU)	Gasolina	FWD	1781	132	180	01.04-02.08	■
1.8 T Cupra R (BLZ)	Gasolina	FWD	1781	132	180	01.04-02.08	■
1.9 TDI Cupra R (BPX)	Diesel	FWD	1896	118	160	03.04-02.08	■
1.9 TDI Cupra R (BUK)	Diesel	FWD	1896	118	160	03.04-02.08	■

### LEON (1M1) 11.99-06.06

### Hatchback (Compact car-C Segment)

1.8 T Cupra R (AMK)	-12/05	Gasolina	FWD	1781	154	209	02.02-06.06	■
1.8 Turbo		Gasolina	FWD	1781	154	209	05.02-05.03	■
1.8 T Cupra R (BAM)	-12/05	Gasolina	FWD	1781	165	225	07.03-06.06	■
2.8 (BDE)		Gasolina	FWD	2792	150	204	05.02-06.04	■

# LISTA DE APLICACIONES - BUYERS GUIDE

2.8 Cupra 4 (AUE)	-12/05	Gasolina	4WD	2792	150	204	02.01-06.06	■
2.8 Cupra 4 (BDE)	-12/05	Gasolina	4WD	2792	150	204	02.01-06.06	■
1.9 TDI (ASZ)	-12/05	Diesel	FWD	1896	96	130	05.03-06.06	■
<b>TOLEDO II (1M2) 10.98-05.06</b>					<b>Saloon (Compact car-C Segment)</b>			
1.8		Gasolina	FWD	1781	154	209	05.02-05.03	■
1.8		Gasolina	FWD	1781	165	224	05.03-10.05	■
2.8		Gasolina	FWD	2792	150	204	10.00-07.01	■
2.8		Gasolina	FWD	2792	150	204	05.02-04.04	■