

LISTA DE APLICACIONES - BUYERS GUIDE

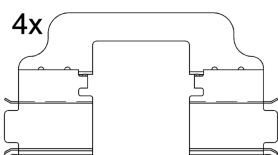
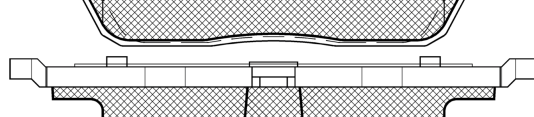
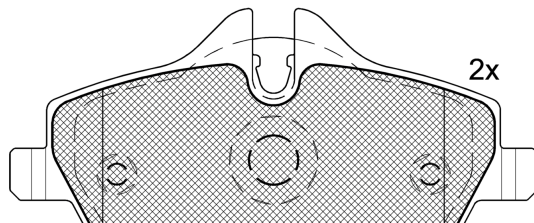
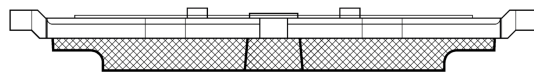
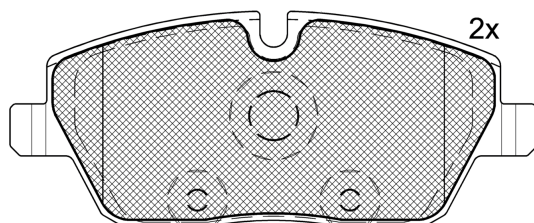
181662-200



Qty: 300

Weight: 1.325

O.E.M.	MAKE
34 10 6 884 267	BMW
34 11 6 862 309	BMW



1-Ref. 690349 E

181662-200

E 9 90R-02A0111/3849



Trw

131.3x53.3x13.7
131.3x65x13.7

WVA	FMSI
25913	D1308-8992
25914	

MAKE
BMW



Trac.	CC	Kw	CV
-------	----	----	----



Front / Rear

BMW

i3 (I01) 08.13-							Hatchback (City car-A Segment)	
Range Extender (IB1P25B)		Gasol./el éc.	RWD	647	75	102	08.13-	■
Range Extender (W20K06A)		Gasol./el éc.	RWD	647	75	102	08.13-	■
s Range Extender (IB1P25B)		Gasol./el éc.	RWD	647	75	102	11.17-	■
s Range Extender (W20K06A)		Gasol./el éc.	RWD	647	75	102	11.17-	■
Range Extender (IB1P25B)		Gasol./el éc.	RWD	647	125	170	08.13-	■
Range Extender (W20K06A)		Gasol./el éc.	RWD	647	125	170	08.13-	■
s Range Extender (IB1P25B)		Gasol./el éc.	RWD	647	135	184	11.17-	■
s Range Extender (W20K06A)		Gasol./el éc.	RWD	647	135	184	11.17-	■
Electric (IB1P25B)		Eléctrico	RWD		75	102	08.13-	■
s Electric (IB1P25B)		Eléctrico	RWD		75	102	11.17-	■
Electric (IB1P25B)		Eléctrico	RWD		125	170	08.13-	■
s Electric (IB1P25B)		Eléctrico	RWD		135	184	11.17-	■