

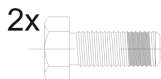
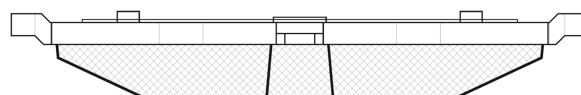
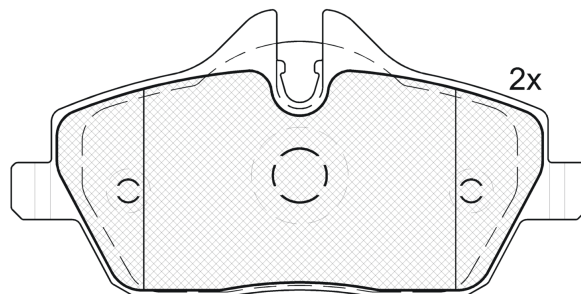
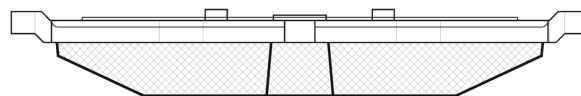
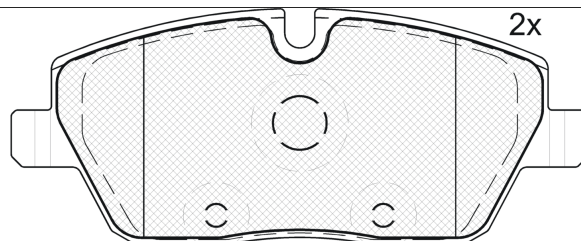
# LISTA DE APLICACIONES - BUYERS GUIDE

## 181662-202



Qty: 300

Weight: 1.465



1-Ref. 690022

## 181662-202

**E 9** 90R-01111/2692



Trw

131.3x53.3x17.8

131.3x65.05x17.8

**VVA**

23915

23916

**FMSI**

D1308-8423

**MAKE**

BMW

MINI



Trac.	CC	Kw	CV
-------	----	----	----



Front / Rear

### BMW

						<b>Convertible (Compact car-C Segment)</b>				
<b>1 Serie (E88) 12.07-12.13</b>										
118 i (N46 B20 B)	not M technique	Gasolina	RWD	1995	100	136	09.08-12.13	■		
118 i (N43 B20 A)	-12/10, not M technique	Gasolina	RWD	1995	105	143	03.08-10.13	■		
118 d (N47 D20 A)	-12/10, not M technique	Diesel	RWD	1995	100	136	09.08-12.13	■		
118 d (N47 D20 C)	-12/10, not M technique	Diesel	RWD	1995	100	136	09.08-12.13	■		
118 d (N47 D20 A)	-12/10, not M technique	Diesel	RWD	1995	105	143	09.08-12.13	■		
118 d (N47 D20 C)	-12/10, not M technique	Diesel	RWD	1995	105	143	09.08-12.13	■		
<b>1 Serie (E82) 10.06-10.13</b>						<b>Coupe (Compact car-C Segment)</b>				
118 d (N47 D20 C)	not M technique	Diesel	RWD	1995	100	136	09.09-10.13	■		
118 d (N47 D20 C)	-12/10, not M technique	Diesel	RWD	1995	105	143	09.09-10.13	■		
<b>1 Serie (E87) 02.03-12.13</b>						<b>Hatchback (Compact car-C Segment)</b>				
116 i (N45 B16 A)	not M technique	Gasolina	RWD	1596	85	115	06.04-06.11	■		
116 i (N45 B16 A)	-12/10	Gasolina	RWD	1596	85	115	09.07-12.11	■		
116 i	not M technique	Gasolina	RWD	1599	89	121	03.07-06.11	■		
116 i (N43 B16 AA)	not M technique	Gasolina	RWD	1599	90	122	09.07-06.11	■		
116 i (N43 B16 AA)	-12/10	Gasolina	RWD	1599	90	122	03.07-12.11	■		
116 i (N43 B20 A)	not M technique	Gasolina	RWD	1995	90	122	01.09-06.11	■		
116 i (N43 B20 A)	01/09-	Gasolina	RWD	1995	90	122	11.08-12.11	■		
118 i (N46 B20 B)	not M technique	Gasolina	RWD	1995	95	129	07.04-02.07	■		
118 i	-12/10	Gasolina	FWD	1995	95	129	09.06-09.12	■		
118 i (N46 B20 B)		Gasolina	RWD	1995	95	129	09.06-02.08	■		
118 i (N46 B20 B)	not M technique	Gasolina	RWD	1995	100	136	10.06-06.11	■		

# LISTA DE APLICACIONES - BUYERS GUIDE

118 i (N46 B20 B)	01/07-, discØ 292, Syst. Standard	Gasolina	RWD	1995	100	136	09.06-12.11	■	
118 i (N43 B20 A)	not M technique	Gasolina	RWD	1995	105	143	09.06-06.11	■	
118 i (N43 B20 A)	01/07-	Gasolina	RWD	1995	105	143	09.06-12.11	■	
120 i (N46 B20 B)	not M technique	Gasolina	RWD	1995	110	150	06.04-02.07	■	
120 i (N46 B20 BD)	not M technique	Gasolina	RWD	1995	110	150	06.04-02.07	■	
120 i (N46 B20 C)	not M technique	Gasolina	RWD	1995	110	150	06.04-02.07	■	
120 i (N46 B20 CC)	not M technique	Gasolina	RWD	1995	110	150	06.04-02.07	■	
120 i (N46 B20 A)	not M technique	Gasolina	RWD	1995	115	156	03.07-06.11	■	
120 i (N46 B20 B)	not M technique	Gasolina	RWD	1995	115	156	03.07-06.11	■	
120 i (N46 B20 BD)	not M technique	Gasolina	RWD	1995	115	156	03.07-06.11	■	
120 i (N46 B20 C)	not M technique	Gasolina	RWD	1995	115	156	03.07-06.11	■	
120 i (N46 B20 CC)	not M technique	Gasolina	RWD	1995	115	156	03.07-06.11	■	
120 i (N46 B20 B)		Gasolina	RWD	1995	115	156	03.07-12.11	■	
120 i (N46 B20 C)		Gasolina	RWD	1995	115	156	03.07-12.11	■	
120 i (N43 B20 A)		Gasolina	RWD	1995	120	163	03.07-12.11	■	
118 i (N43 B20 A)	not M technique, discØ 292, Syst. Standard	Gasolina	RWD	1995	125	170	03.07-12.07	■	
116 d (N47 D20 C)	not M technique	Diesel	RWD	1995	66	90	01.11-12.11	■	
116 d (N47 D20 A)		Diesel	RWD	1995	66	90	01.11-12.11	■	
116 d (N47 D20 C)		Diesel	RWD	1995	66	90	01.11-12.11	■	
116 d (N47 D20 A)	not M technique	Diesel	RWD	1995	85	116	03.09-06.11	■	
116 d (N47 D20 C)	not M technique	Diesel	RWD	1995	85	116	03.09-06.11	■	
116 d (N47 D20 A)	01/09-	Diesel	RWD	1995	85	116	11.08-12.11	■	
116 d (N47 D20 C)	01/09-	Diesel	RWD	1995	85	116	11.08-12.11	■	
118 d (M47 D20 (204D4))	not M technique	Diesel	RWD	1995	90	122	06.04-02.07	■	
118 d	-12/10	Diesel	RWD	1995	90	122	09.06-09.12	■	
118 d (N47 D20 A)	not M technique	Diesel	RWD	1995	100	136	03.07-06.11	■	
118 d (N47 D20 C)	not M technique	Diesel	RWD	1995	100	136	03.07-06.11	■	
118 d (N47 D20 A)	01/07-	Diesel	RWD	1995	100	136	09.06-12.11	■	
118 d (N47 D20 C)	01/07-	Diesel	RWD	1995	100	136	09.06-12.11	■	
118 d (N47 D20 A)	not M technique	Diesel	RWD	1995	105	143	03.07-06.11	■	
118 d (N47 D20 C)	not M technique	Diesel	RWD	1995	105	143	03.07-06.11	■	
118 d (N47 D20 A)	01/07-	Diesel	RWD	1995	105	143	09.06-12.11	■	
118 d (N47 D20 C)	01/07-	Diesel	RWD	1995	105	143	09.06-12.11	■	
<b>2 Active Tourer (F45) 11.13-</b>					<b>MPV (Compact car-C Segment)</b>				
216i (B38 A15 A)		Gasolina	FWD	1499	75	102	02.15-02.18	■	
216i (B38 A15 A)		Gasolina	FWD	1499	80	109	03.18-10.21	■	
214 d (B37 C15 A)	Rim 17, sports chassis, M technique	Diesel	FWD	1496	70	95	07.14-02.18	■	
<b>MINI</b>									
<b>MINI (R57) 10.07-12.15</b>					<b>Convertible (Supermini car-B Segment)</b>				
One (B38 A12 A)	Syst. Standard	Gasolina	FWD	1198	75	102	03.16-10.17	■	
One (B38 A15 A)		Gasolina	FWD	1499	75	102	11.17-	■	
Cooper (B36 A15 A)	Syst. Standard	Gasolina	FWD	1499	100	136	11.15-	■	
Cooper (B38 A15 A)	Syst. Standard	Gasolina	FWD	1499	100	136	11.15-	■	
One (N16 B16 A)	not sports package, discØ 280	Gasolina	FWD	1598	72	98	09.09-06.15	■	
Cooper (N12 B16 A)	discØ 280	Gasolina	FWD	1598	85	116	12.08-06.15	■	
Cooper (N16 B16 A)	discØ 280	Gasolina	FWD	1598	85	116	12.08-06.15	■	
Cooper (N16 B16 A)	not sports package	Gasolina	FWD	1598	85	115	11.11-04.15	■	
Cooper (N12 B16 A)	not sports package, discØ 280	Gasolina	FWD	1598	88	120	12.08-07.10	■	
Cooper (N16 B16 A)	not sports package, discØ 280	Gasolina	FWD	1598	90	122	03.10-06.15	■	

# LISTA DE APLICACIONES - BUYERS GUIDE

Cooper (N16 B16 A)	not sports package	Gasolina	FWD	1598	90	122	11.11-04.15	■	
Cooper S (B46 A20 A)		Gasolina	FWD	1998	120	163	11.14-	■	
Cooper S (B48 A20 A)		Gasolina	FWD	1998	120	163	11.14-	■	
John Cooper Works (B48 A20 B)		Gasolina	FWD	1998	170	231	03.16-	■	
Cooper D (B37 C15 A)	Syst. Standard	Diesel	FWD	1496	85	116	11.15-	■	
Cooper D (N47 C16 A)	01/11-, not sports package, discØ 280	Diesel	FWD	1598	82	112	05.09-11.13	■	
Cooper D (N47 C20 A)	not sports package, discØ 280, not Performance brak	Diesel	FWD	1995	82	112	02.11-05.15	■	
Cooper SD (N47 C20 A)	not sports package, discØ 280	Diesel	FWD	1995	100	136	01.11-05.15	■	
Cooper SD (N47 C20 A)	not sports package, discØ 280	Diesel	FWD	1995	100	136	11.11-04.15	■	
Cooper SD (N47 C20 A)	not sports package, discØ 280	Diesel	FWD	1995	105	143	06.09-05.15	■	
Cooper SD (N47 C20 A)	not sports package, discØ 280	Diesel	FWD	1995	105	143	11.11-04.15	■	
Cooper SD (B47 C20 A)		Diesel	FWD	1995	120	163	05.15-07.19	■	
Cooper SD (B47 C20 B)		Diesel	FWD	1995	120	163	05.15-07.19	■	
<b>MINI (R58) 12.10-05.15</b>						<b>Coupe (Supermini car-B Segment)</b>			
Cooper (N16 B16 A)	not sports package, discØ 280	Gasolina	FWD	1598	85	115	12.10-04.15	■	
1.6 Cooper (N16 B16 A)		Gasolina	FWD	1598	88	120	10.14-05.15	■	
Cooper (N16 B16 A)	discØ 280, not sports package	Gasolina	FWD	1598	90	122	12.10-04.15	■	
Cooper SD (N47 C20 A)	not sports package, discØ 280	Diesel	FWD	1995	100	136	12.10-05.15	■	
Cooper SD (N47 C20 A)	discØ 280	Diesel	FWD	1995	105	143	12.10-05.15	■	
<b>MINI (R56) 11.05-01.14</b>						<b>Hatchback (Supermini car-B Segment)</b>			
One First (B38 A12 A)	discØ 282, Syst. Standard, not Performance brak	Gasolina	FWD	1198	55	75	11.14-10.17	■	
One First (B38 A12 A)	discØ 282, Syst. Standard, not Performance brak	Gasolina	FWD	1198	55	75	07.14-10.17	■	
One (B38 A12 A)	discØ 282, Syst. Standard, not Performance brak	Gasolina	FWD	1198	75	102	05.14-10.17	■	
One (B38 A12 A)	discØ 282, Syst. Standard, not Performance brak	Gasolina	FWD	1198	75	102	04.14-10.17	■	
One (N12 B14 A)	not sports package, discØ 280	Gasolina	FWD	1397	55	75	03.09-03.10	■	
One (N12 B14 A)	not sports package, discØ 280	Gasolina	FWD	1397	70	95	11.06-03.10	■	
One First (B38 A15 A)	Syst. Standard, not Performance brak	Gasolina	FWD	1499	55	75	11.17-	■	
One First (B38 A15 A)	Syst. Standard, not Performance brak	Gasolina	FWD	1499	55	75	11.17-	■	
One (B38 A15 A)	Syst. Standard, not Performance brak	Gasolina	FWD	1499	75	102	11.17-	■	
One (B38 A15 A)	Syst. Standard, not Performance brak	Gasolina	FWD	1499	75	102	11.17-	■	
Cooper (B36 A15 A)	discØ 282, Syst. Standard, not Performance brak	Gasolina	FWD	1499	100	136	07.14-	■	
Cooper (B38 A15 A)	discØ 282, Syst. Standard, not Performance brak	Gasolina	FWD	1499	100	136	07.14-	■	
Cooper (B36 A15 A)	discØ 282, Syst. Standard, not Performance brak	Gasolina	FWD	1499	100	136	12.13-	■	
Cooper (B38 A15 A)	discØ 282, Syst. Standard, not Performance brak	Gasolina	FWD	1499	100	136	12.13-	■	
One (N16 B16 A)	not sports package, discØ 280	Gasolina	FWD	1598	55	75	03.10-11.13	■	
One (N16 B16 A)	not sports package, discØ 280	Gasolina	FWD	1598	72	98	03.10-11.13	■	
Cooper (N12 B16 A)	not sports package, discØ 280	Gasolina	FWD	1598	85	115	09.06-11.13	■	
Cooper (N16 B16 A)	not sports package, discØ 280	Gasolina	FWD	1598	85	115	09.06-11.13	■	
Cooper (N12 B16 A)	01/07-, not sports package, discØ 280	Gasolina	FWD	1598	88	120	10.06-02.12	■	
Cooper (N16 B16 A)	01/07-, not sports package, discØ 280	Gasolina	FWD	1598	88	120	10.06-02.12	■	
Cooper (N12 B16 A)	discØ 280	Gasolina	FWD	1598	90	122	09.09-11.13	■	
Cooper (N16 B16 A)	discØ 280	Gasolina	FWD	1598	90	122	09.09-11.13	■	
Cooper S (B48 A20 A)		Gasolina	FWD	1998	131	178	11.20-	■	

# LISTA DE APLICACIONES - BUYERS GUIDE

Cooper S (B48 A20 F)		Gasolina	FWD	1998	131	178	11.20-	■	
One LPG (N12 B14 A)	not sports package, discØ 280	Gasol./Gas (LPG)	FWD	1397	55	75	03.09-03.10	■	
Cooper SE / Electric (IB1P25B)	discØ 282	Eléctrico	FWD		75	102	11.19-	■	
Cooper SE / Electric (IB1P25B)	discØ 282	Eléctrico	FWD		135	184	11.19-	■	
One D (B37 C15 A)	discØ 282, not Performance brak	Diesel	FWD	1496	70	95	11.14-	■	
One D (B37 C15 A)	discØ 282, not Performance brak	Diesel	FWD	1496	70	95	03.14-	■	
Cooper D (B37 C15 A)	discØ 282, Syst. Standard, not Performance brak	Diesel	FWD	1496	85	116	07.14-	■	
Cooper D (B37 C15 A)	discØ 282, Syst. Standard, not Performance brak	Diesel	FWD	1496	85	116	12.13-	■	
One D (9HZ (DV6TED4))	01/10-, not sports package, discØ 280	Diesel	FWD	1560	66	90	06.09-07.10	■	
Cooper D (9HZ (DV6TED4))	not sports package, discØ 280	Diesel	FWD	1560	80	109	11.06-09.10	■	
Cooper D (W16 D16 (9HZ))	not sports package, discØ 280	Diesel	FWD	1560	80	109	11.06-09.10	■	
One D (N47 C16 A)	not sports package, discØ 280	Diesel	FWD	1598	66	90	07.10-11.13	■	
Cooper D (N47 C16 A)	not sports package, discØ 280	Diesel	FWD	1598	82	112	06.10-11.13	■	
Cooper D (N47 C20 A)	not sports package, discØ 280	Diesel	FWD	1995	82	112	02.11-11.13	■	
Cooper SD (N47 C20 A)	not sports package, discØ 280	Diesel	FWD	1995	100	136	02.11-11.13	■	
Cooper SD (N47 C20 A)	not sports package, discØ 280	Diesel	FWD	1995	105	143	02.11-11.13	■	
<b>MINI CLUBMAN (R55) 10.06-12.15</b>					<b>Estate (Supermini car-B Segment)</b>				
One (N12 B14 A)	01/10-, Syst. Standard, discØ 280	Gasolina	FWD	1397	70	95	03.09-02.10	■	
One (N16 B16 A)	Syst. Standard, discØ 280, not sports package	Gasolina	FWD	1598	72	98	03.10-06.14	■	
Cooper (N16 B16 A)	Syst. Standard, discØ 280	Gasolina	FWD	1598	85	115	03.10-06.14	■	
Cooper (N12 B16 A)	Syst. Standard, discØ 280	Gasolina	FWD	1598	88	120	10.07-12.13	■	
Cooper (N16 B16 A)	Syst. Standard, discØ 280	Gasolina	FWD	1598	88	120	10.07-12.13	■	
Cooper (N16 B16 A)	Syst. Standard, discØ 280	Gasolina	FWD	1598	90	122	03.10-06.14	■	
Cooper D (9HZ (DV6TED4))	Syst. Standard, discØ 280	Diesel	FWD	1560	80	109	10.07-02.10	■	
One D (N47 C16 A)	Syst. Standard, discØ 280	Diesel	FWD	1598	66	90	03.10-06.14	■	
Cooper D (N47 C16 A)	Syst. Standard, discØ 280	Diesel	FWD	1598	82	112	03.10-06.14	■	
Cooper D (N47 C20 A)	Syst. Standard, discØ 280	Diesel	FWD	1995	82	112	02.11-06.14	■	
Cooper SD (N47 C20 A)	Syst. Standard, discØ 280	Diesel	FWD	1995	100	136	02.11-06.14	■	
Cooper SD (N47 C20 A)	Syst. Standard, discØ 280	Diesel	FWD	1995	105	143	02.11-06.14	■	
<b>MINI CLUBMAN II (F54) 11.14-</b>					<b>Estate (Supermini car-B Segment)</b>				
One (B38 A15 A)	discØ 282, Syst. Standard	Gasolina	FWD	1499	75	102	11.15-01.24	■	
Cooper (B36 A15 A)	discØ 282	Gasolina	FWD	1499	100	136	07.15-02.24	■	
Cooper (B38 A15 A)	discØ 282	Gasolina	FWD	1499	100	136	07.15-02.24	■	
Cooper S ALL4 (B48 A20 A)	discØ 282	Gasolina	4WD	1998	141	192	03.16-01.24	■	
One D (B37 C15 A)	discØ 282, Syst. Standard	Diesel	FWD	1496	85	116	11.15-01.24	■	
Cooper D (B47 C20 A)	discØ 282	Diesel	FWD	1995	110	150	07.15-02.24	■	
Cooper D (B47 C20 B)	discØ 282	Diesel	FWD	1995	110	150	07.15-02.24	■	
Cooper SD ALL4 (B47 C20 A)	discØ 282	Diesel	4WD	1995	140	190	03.16-01.24	■	
Cooper SD ALL4 (B47 C20 B)	discØ 282	Diesel	4WD	1995	140	190	03.16-01.24	■	
<b>MINI CLUBVAN (R55) 12.12-06.14</b>					<b>Estate Van (Supermini car-B Segment)</b>				
One (N16 B16 A)	not sports package, Syst. Standard, discØ 280	Gasolina	FWD	1598	72	98	12.12-06.14	■	
Cooper (N16 B16 A)	not sports package, Syst. Standard, discØ 280	Gasolina	FWD	1598	90	122	12.12-06.14	■	
Cooper D (N47 C16 A)	not sport chassis, Syst. Standard, discØ 280	Diesel	FWD	1598	82	112	12.12-06.14	■	
Cooper D (N47 C20 A)	Syst. Standard, discØ 280	Diesel	FWD	1995	82	112	12.12-06.14	■	